



US00D579012S

(12) **United States Design Patent**  
**Kuciera et al.**

(10) **Patent No.:** **US D579,012 S**  
(45) **Date of Patent:** **\*\* Oct. 21, 2008**

(54) **WIRED KEYBOARD WITH HANDSET HOLDER**

(75) Inventors: **Joachim Kuciera**, Placentia, CA (US);  
**Paul Lau**, Anaheim, CA (US)

(73) Assignee: **Anacom Medtek**, Anaheim, CA (US)

(\*\*) Term: **14 Years**

(21) Appl. No.: **29/249,593**

(22) Filed: **Oct. 13, 2006**

(51) **LOC (8) Cl.** ..... **14-02**

(52) **U.S. Cl.** ..... **D14/329**

(58) **Field of Classification Search** ..... D14/329,  
D14/330, 333, 140.9, 391-399, 151; D18/1,  
D18/2, 7, 11; 235/145 A, 145 R; 341/22,  
341/23; 345/104, 156, 168, 169.173, 87,  
345/901-905; 361/680-686; 400/486, 489;  
379/435, 436, 428.01, 428.04

See application file for complete search history.

(56) **References Cited**

**U.S. PATENT DOCUMENTS**

5,825,612	A *	10/1998	Aubuchon et al.	.....	361/680
D433,682	S *	11/2000	Tsai	.....	D14/396
D457,152	S *	5/2002	Nam	.....	D14/151
D461,808	S *	8/2002	Achan, Jr.	.....	D14/391
D521,513	S *	5/2006	Neal et al.	.....	D14/392

\* cited by examiner

*Primary Examiner*—Freda S Nunn

(74) *Attorney, Agent, or Firm*—Klein, O'Neill & Singh, LLP

(57) **CLAIM**

The ornamental design for a wired keyboard with handset holder, as shown and described.

**DESCRIPTION**

FIG. 1 is a top perspective view of a wired keyboard with handset holder in accordance with our new design, the handset being shown in phantom for environment only and does not form part of the claimed design;

FIG. 2 is a top plan view of the wired keyboard with handset holder shown in FIG. 1;

FIG. 3 is a bottom plan view of the wired keyboard with handset holder shown in FIG. 1;

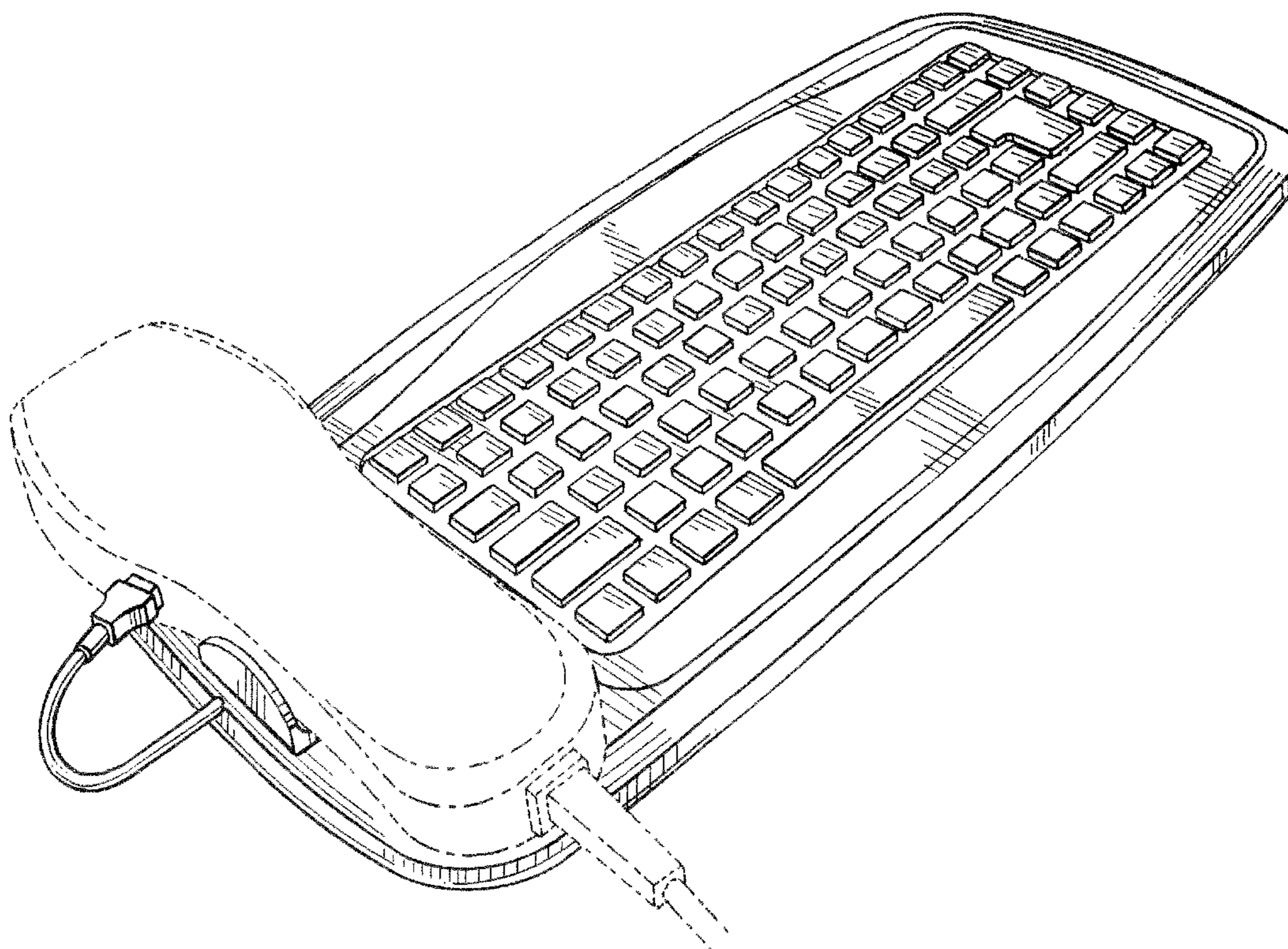
FIG. 4 is a front elevational view of the wired keyboard with handset holder shown in FIG. 1;

FIG. 5 is a rear elevational view of the wired keyboard with handset holder shown in FIG. 1;

FIG. 6 is a side elevational view of the wired keyboard with handset holder taken from the left side of FIG. 2; and,

FIG. 7 is a side elevational view of the wired keyboard with handset holder taken from the right side of FIG. 2.

**1 Claim, 5 Drawing Sheets**



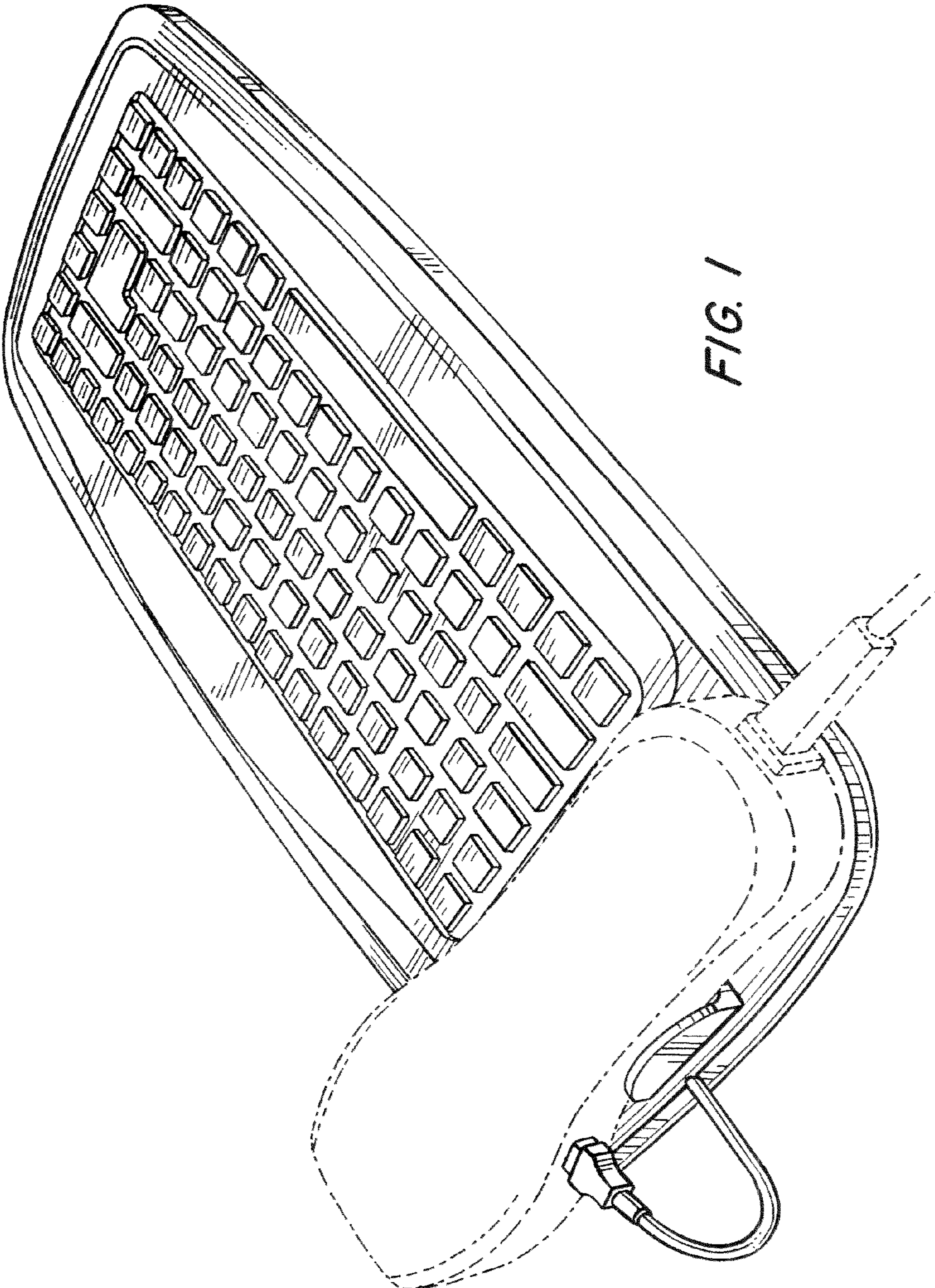


FIG. 1

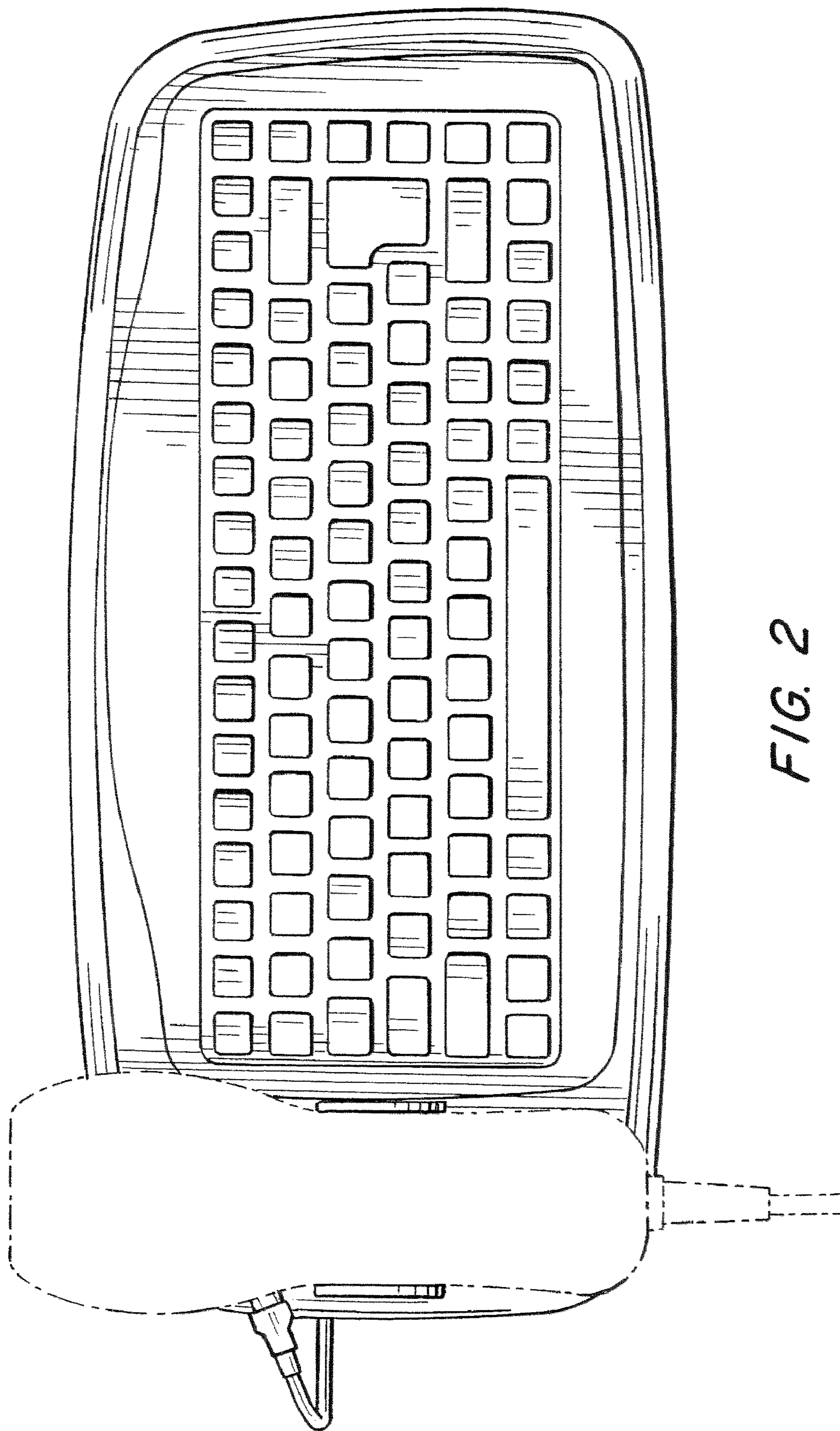


FIG. 2

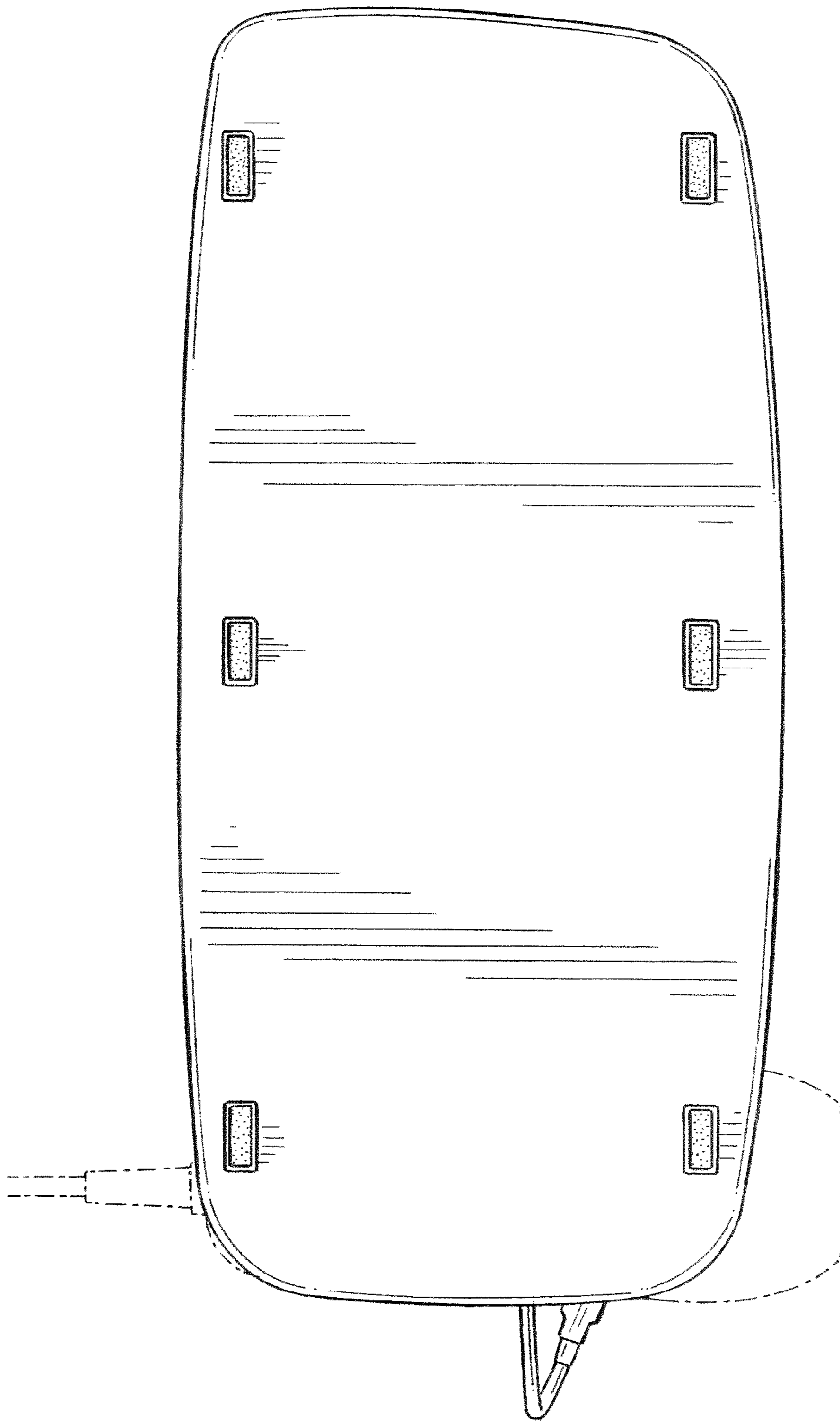
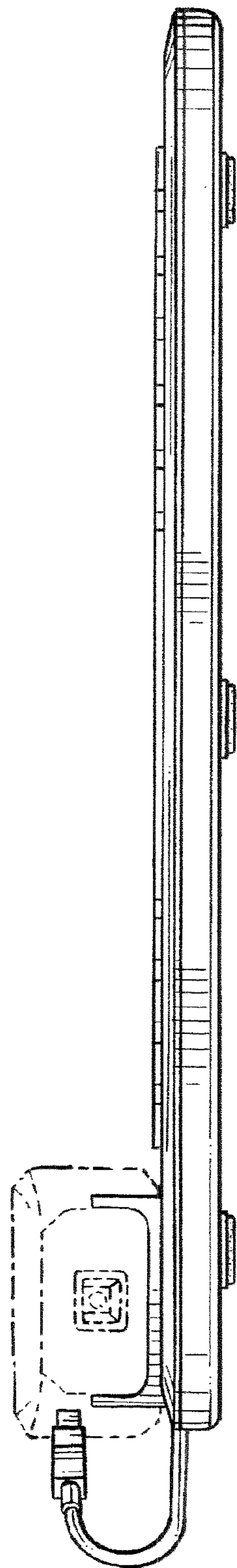
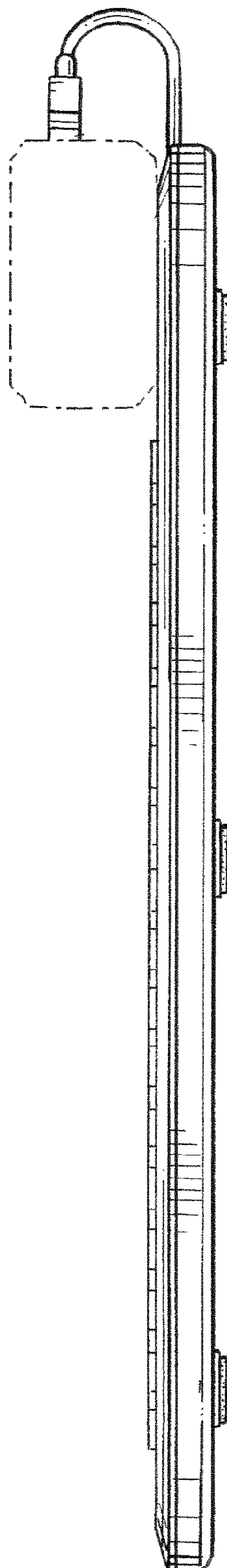


FIG. 3



*FIG. 4*



*FIG. 5*

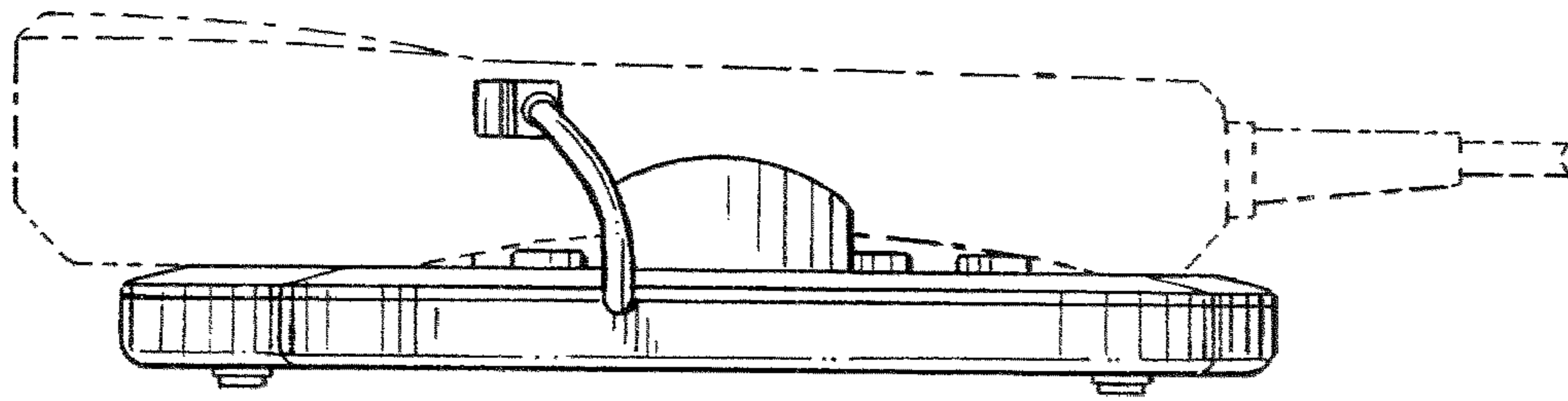


FIG. 6

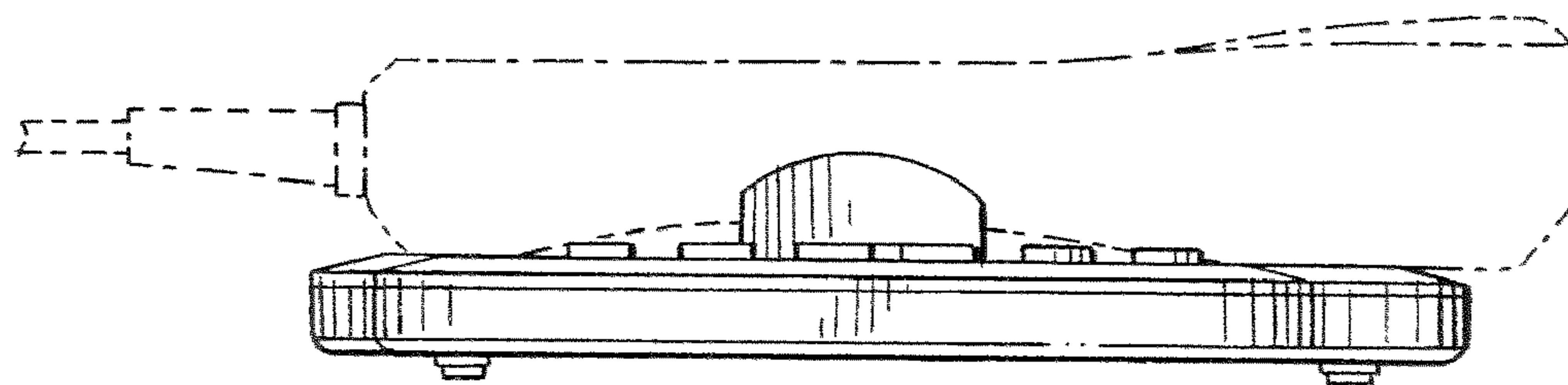


FIG. 7