



US00D579010S

(12) **United States Design Patent**
Tseng

(10) **Patent No.:** **US D579,010 S**
(45) **Date of Patent:** **** Oct. 21, 2008**

(54) **WIRELESS MODEM**

D490,404 S * 5/2004 Chan D14/240
D501,643 S * 2/2005 Strand et al. D10/104
D523,854 S * 6/2006 Rinna et al. D14/358

(75) Inventor: **Yi-Hsuan Tseng**, Taipei (TW)

(73) Assignee: **Quanta Computer Inc.**, Tao Yuan Shien (TW)

* cited by examiner

Primary Examiner—Charles A. Rademaker

Assistant Examiner—Charles D Hanson

(**) Term: **14 Years**

(74) *Attorney, Agent, or Firm*—Thomas, Kayden, Horstemeyer & Risley

(21) Appl. No.: **29/281,142**

(22) Filed: **Jun. 15, 2007**

(57) **CLAIM**

(51) **LOC (8) Cl.** **14-03**

The ornamental design for a wireless modem, as shown and described.

(52) **U.S. Cl.** **D14/242; D14/358; D14/240**

(58) **Field of Classification Search** D14/242, D14/496, 240, 167, 302, 314, 348–358, 363, D14/383, 433; D13/149, 184; D3/201, 273; 379/220.01, 221.09, 220.14, 25, 93.09, 93.19, 379/156, 900, 338–339, 441; 711/100, 115; 361/658, 725, 752; 369/272.1, 273, 75.11; 360/133, 79.01, 97.03

DESCRIPTION

See application file for complete search history.

FIG. 1 is a front, side perspective view of a wireless modem showing my new design;

FIG. 2 is a left side elevational view thereof;

FIG. 3 is a right side elevational view thereof;

FIG. 4 is a rear elevational view thereof;

FIG. 5 is a front elevational view thereof;

FIG. 6 is a top plan view thereof;

FIG. 7 is a bottom plan view thereof; and,

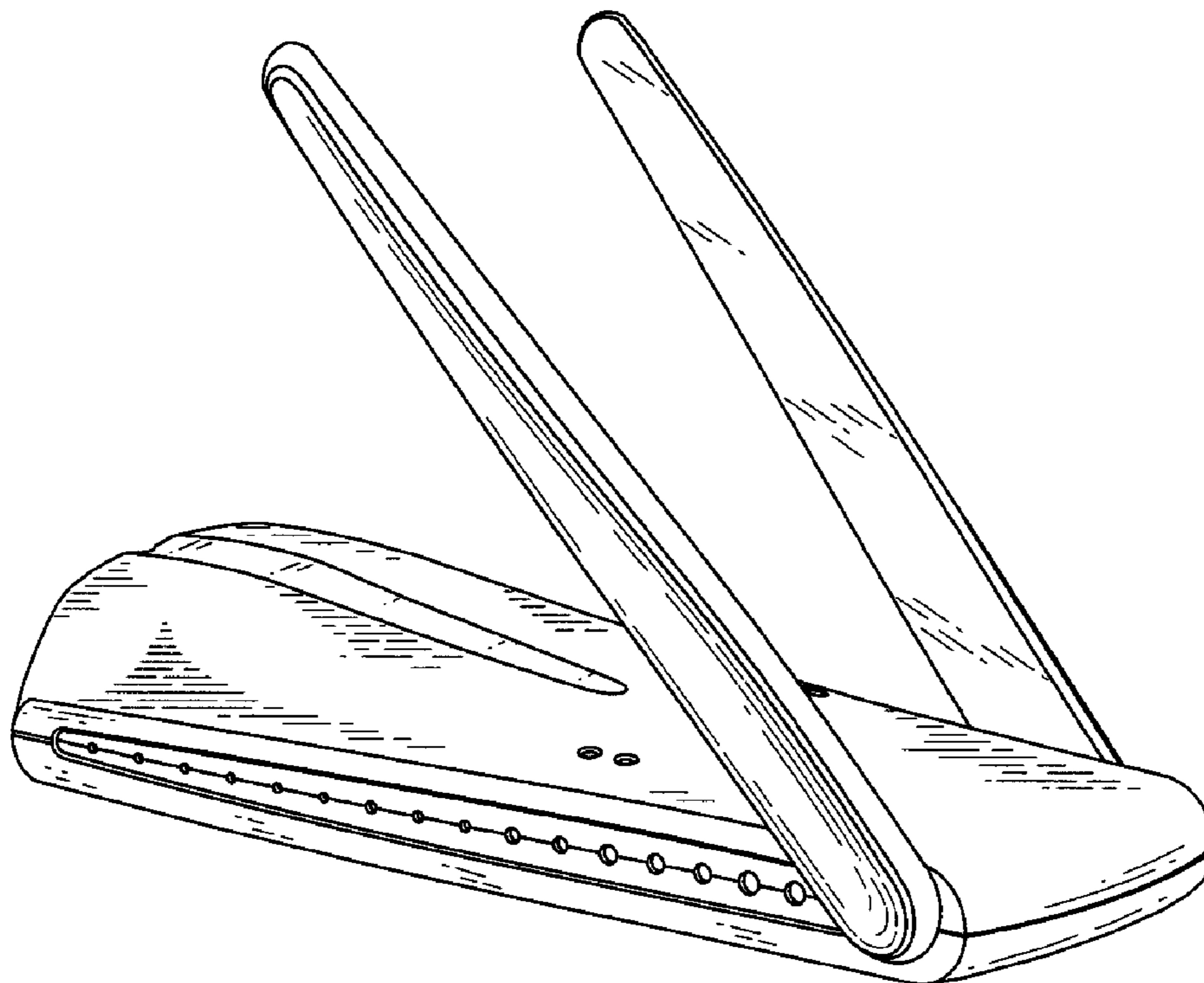
FIG. 8 is a front, side perspective view of a wireless modem showing my new design with rotatable antennas mounted thereon in the open position.

(56) **References Cited**

U.S. PATENT DOCUMENTS

D346,172 S * 4/1994 Fields et al. D14/299
D383,131 S * 9/1997 Biasotti et al. D14/149
D448,026 S * 9/2001 Nicklos et al. D14/353
D452,863 S * 1/2002 Madsen et al. D14/433
D477,603 S * 7/2003 Chen D14/433
D484,120 S * 12/2003 Yin et al. D14/240

1 Claim, 5 Drawing Sheets



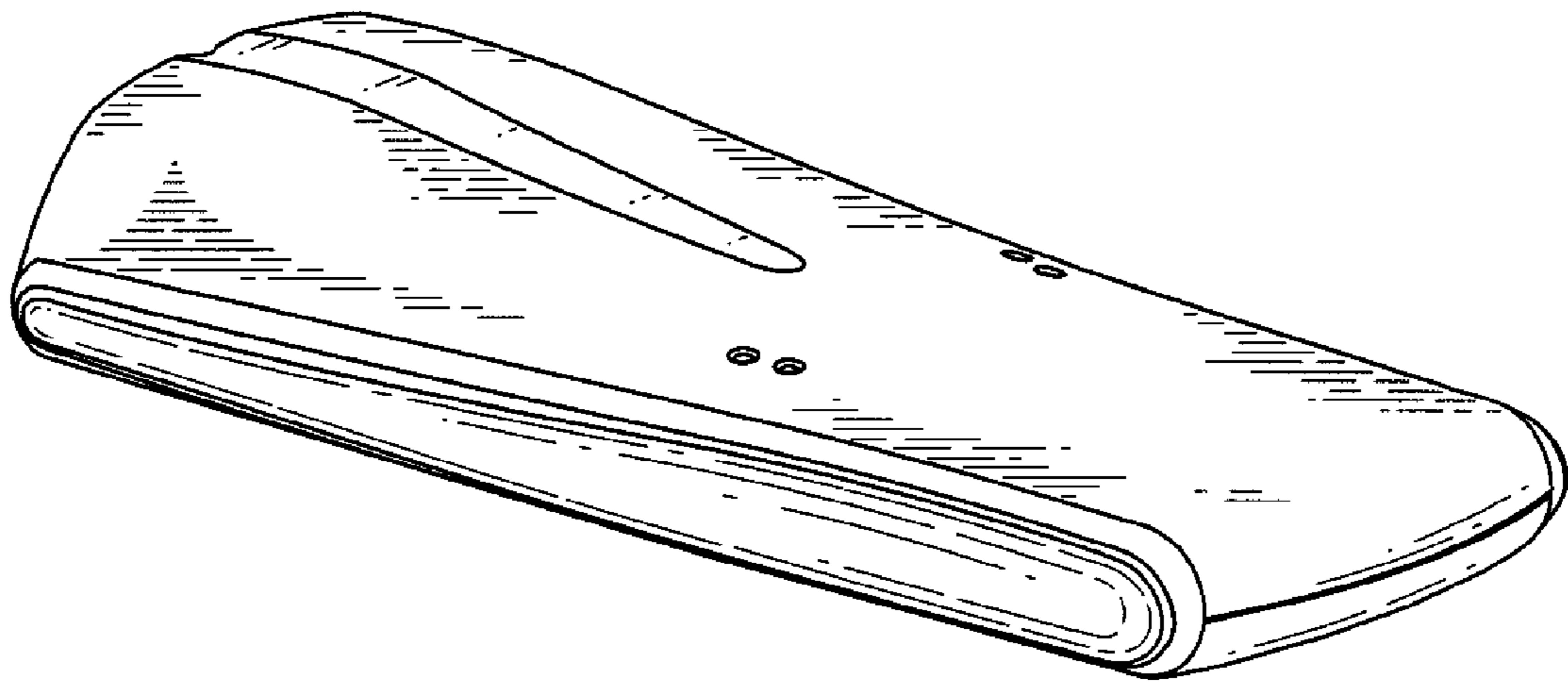


Fig. 1




Fig. 2




Fig. 3

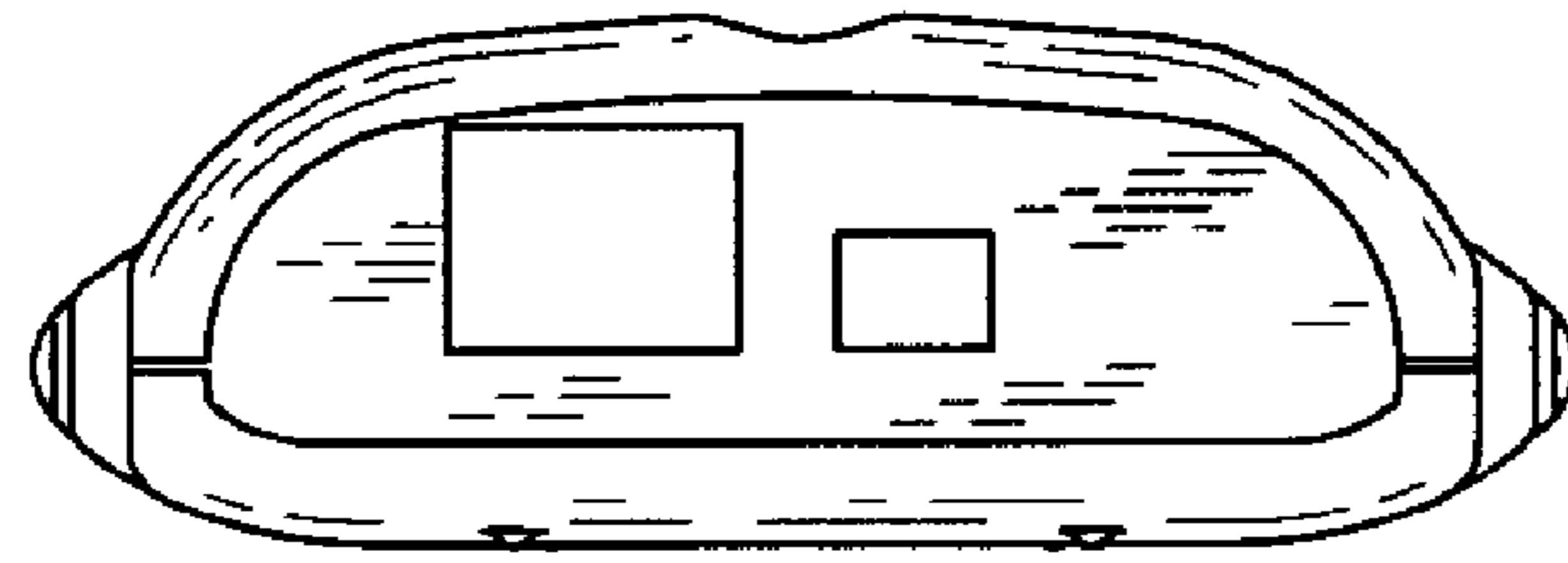


Fig. 4




Fig. 5

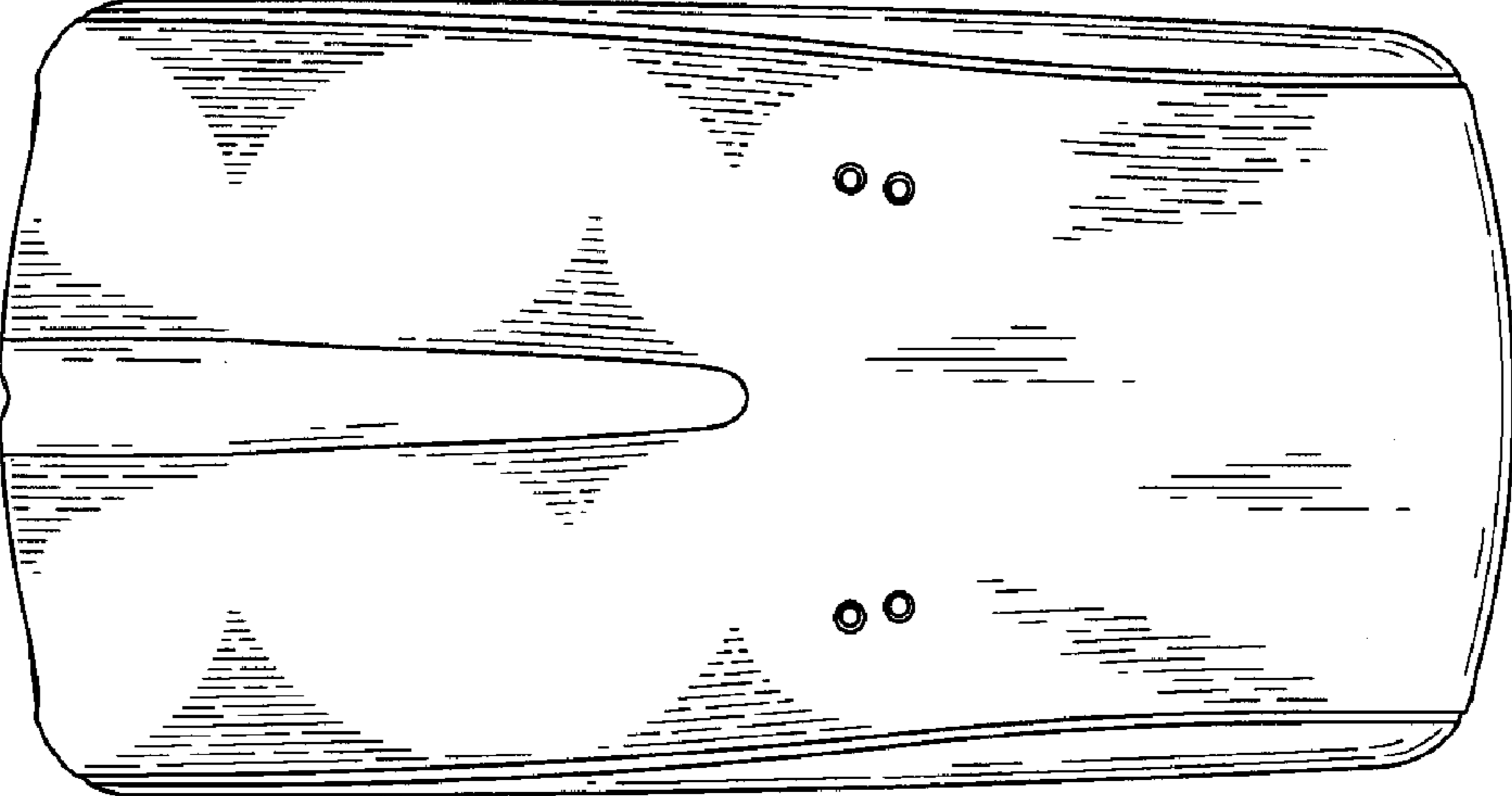


Fig. 6




Fig. 7

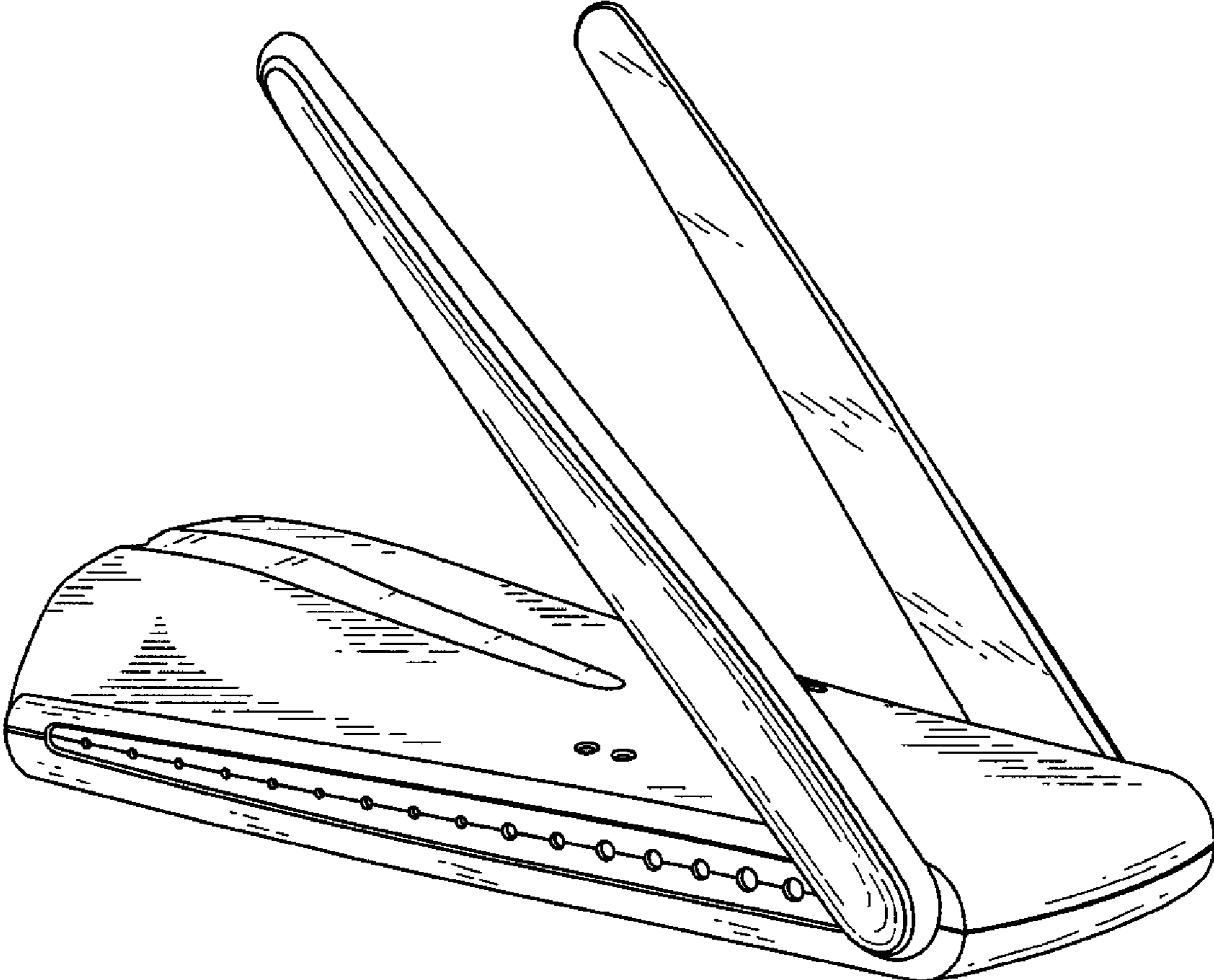


Fig. 8