



US00D578992S

(12) **United States Design Patent**
Iida

(10) **Patent No.:** **US D578,992 S**
(45) **Date of Patent:** **** Oct. 21, 2008**

(54) **DIGITAL AUDIO DISK PLAYER**

JP S-1302658 6/2007

(75) Inventor: **Yuki Iida**, Meguro-ku (JP)

OTHER PUBLICATIONS

(73) Assignee: **Pioneer Kabushiki Kaisha**, Tokyo (JP)

Comprehensive catalogue for DVD recorder/player published in Jun. 2003. Pioneer sound.vision.soul. <http://www.pioneer.co.jp/proom141/>.

(**) Term: **14 Years**

Comprehensive catalogue for DVD recorder published in Apr. 2006. Pioneer sound.vision.soul. <http://www.pioneer.co.jp/dvd/>.

(21) Appl. No.: **29/290,374**

* cited by examiner

(22) Filed: **Nov. 28, 2007**

(30) **Foreign Application Priority Data**

Primary Examiner—Nanda Bondade

Jun. 22, 2007 (JP) D2007-016722

(74) *Attorney, Agent, or Firm*—Oliff & Berridge, PLC

(51) **LOC (8) Cl.** **14-01**

(57) **CLAIM**

(52) **U.S. Cl.** **D14/156**

The ornamental design for a digital audio disk player, as shown and described.

(58) **Field of Classification Search** D14/135–136,
D14/156–157, 168, 197–198, 188, 257, 258;
360/99.02, 99.07; 369/75.11, 75.21, 77.21,
369/77.11; 720/612, 619, 647, 655; 455/344,
455/347–351

DESCRIPTION

See application file for complete search history.

FIG. 1 is a front view of a digital audio disk player;

FIG. 2 is a rear view thereof;

FIG. 3 is a left-side thereof;

FIG. 4 is a right-side view thereof;

FIG. 5 is a top view thereof;

FIG. 6 is a bottom view thereof;

FIG. 7 is a perspective view thereof; and,

FIG. 8 is another perspective view thereof showing the tray in an opened condition.

(56) **References Cited**


U.S. PATENT DOCUMENTS

D480,373 S * 10/2003 Oda et al. D14/136
D502,696 S * 3/2005 Ishibashi D14/198
D519,960 S * 5/2006 Kwon et al. D14/136
D527,362 S * 8/2006 Inoue D14/136
D541,811 S * 5/2007 Park D14/496

FOREIGN PATENT DOCUMENTS

JP S-1277138 7/2006

1 Claim, 5 Drawing Sheets



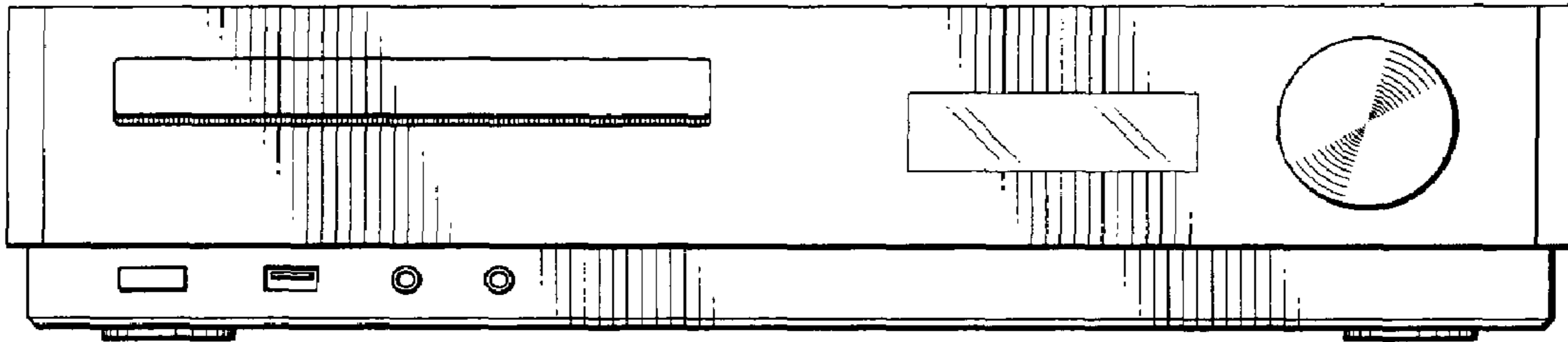


FIG. 1

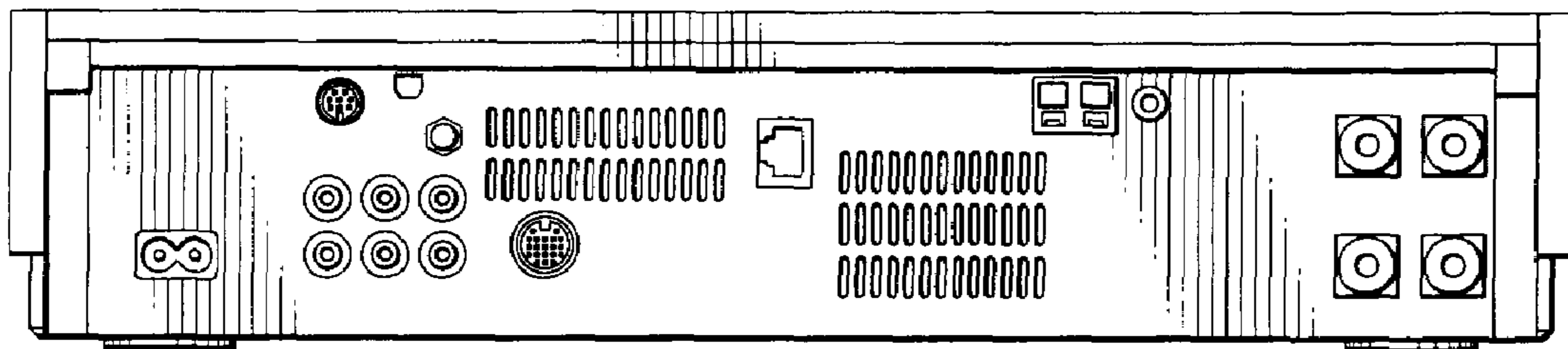


FIG. 2




FIG. 3

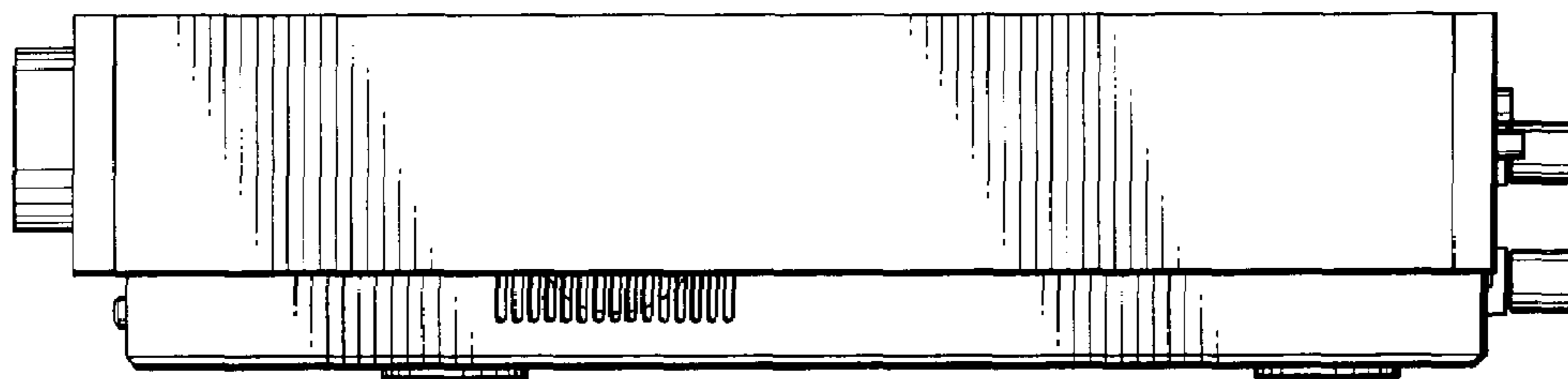


FIG. 4

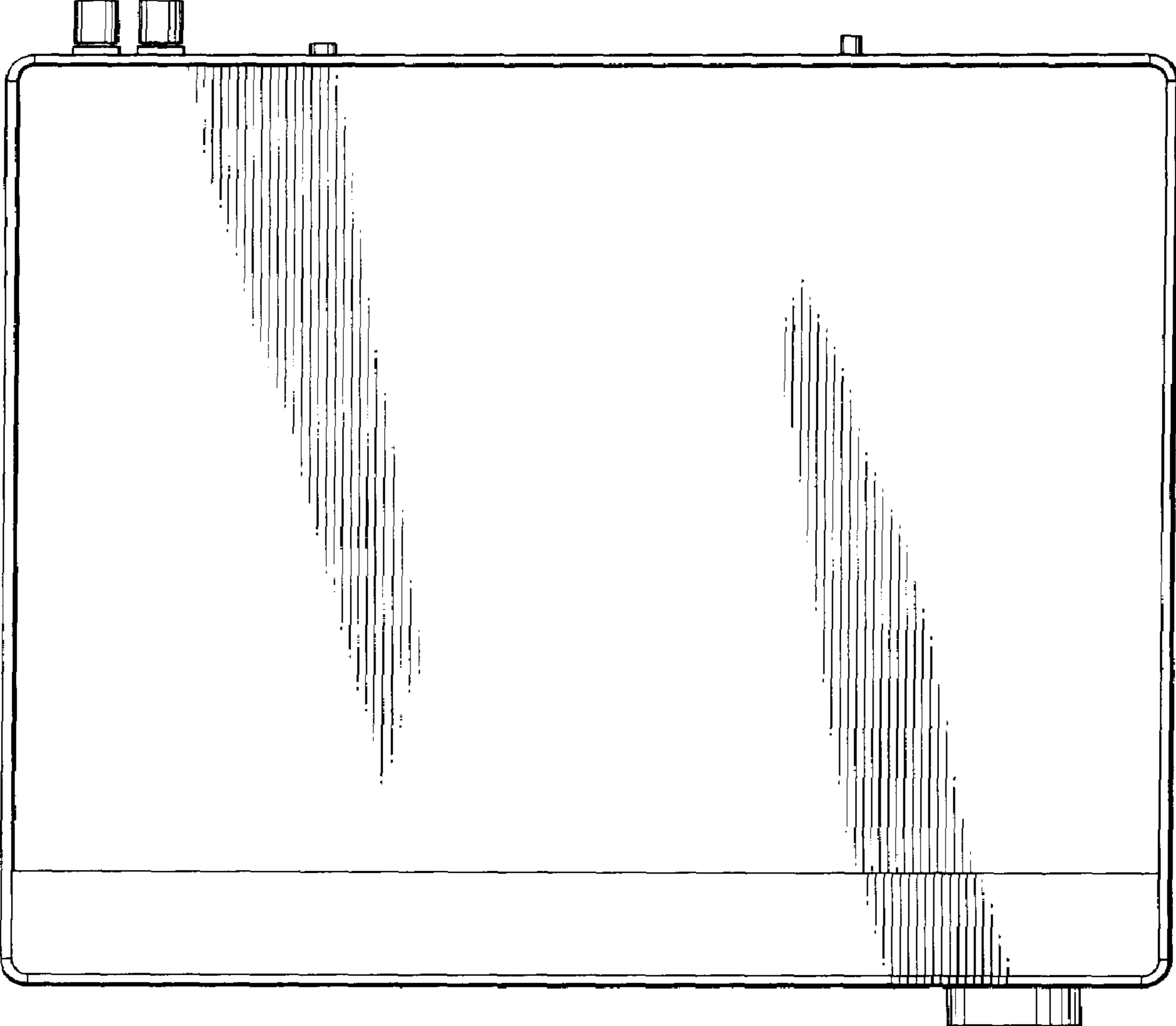


FIG. 5

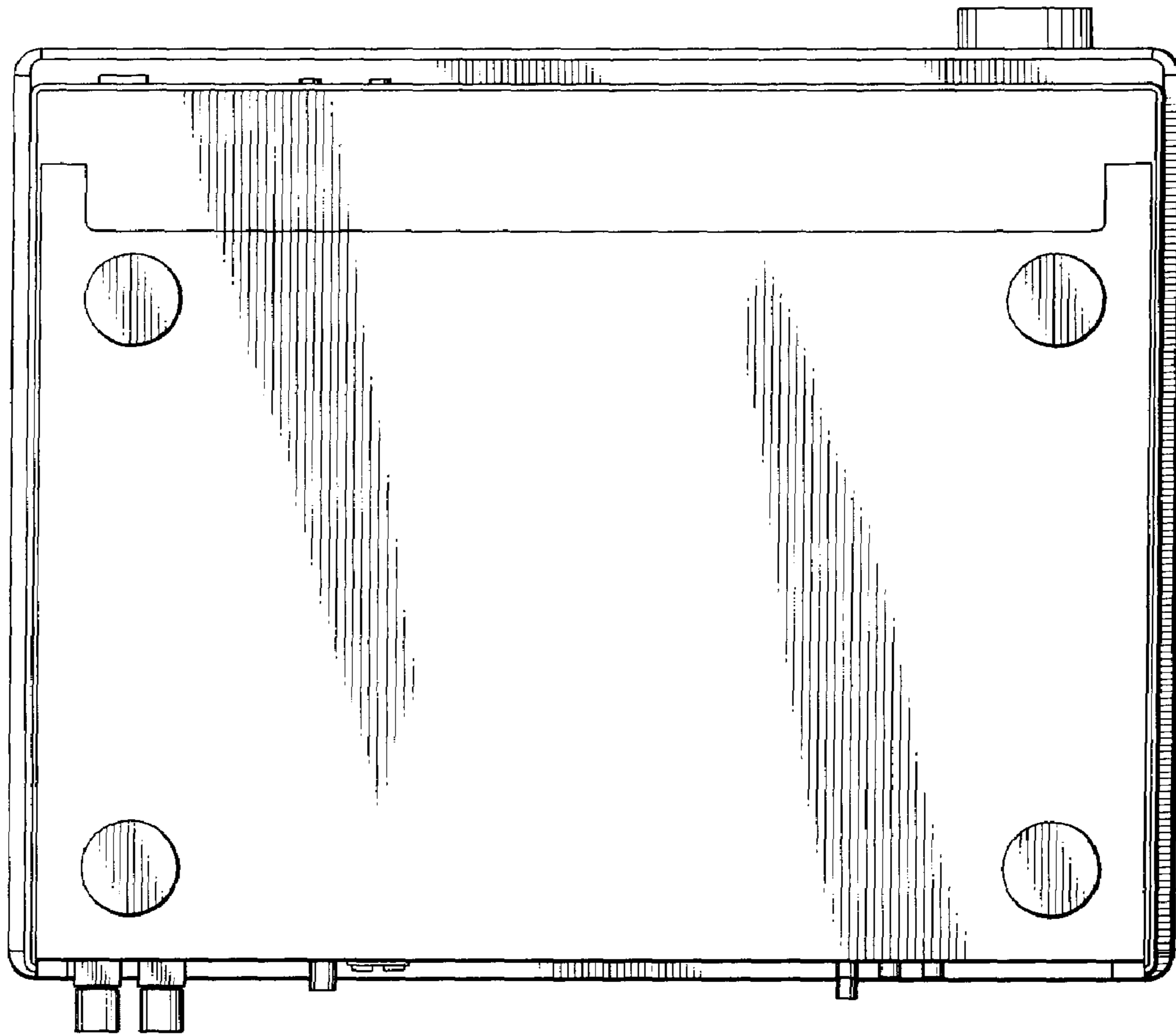


FIG. 6

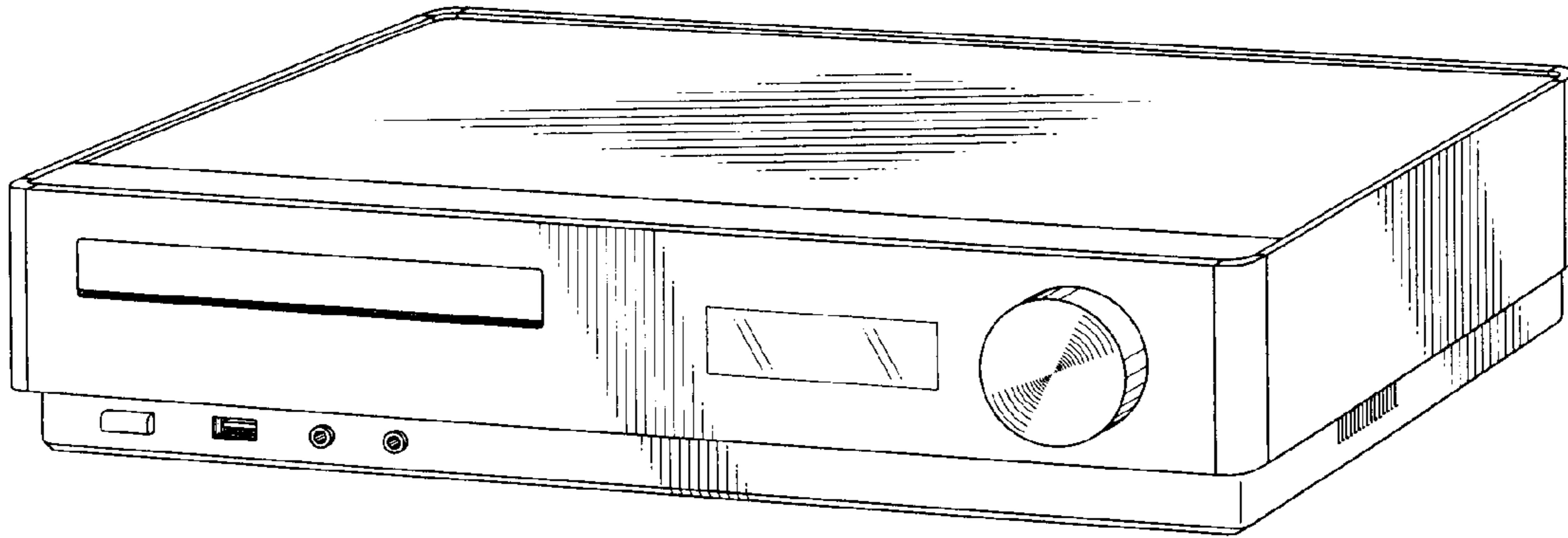


FIG. 7

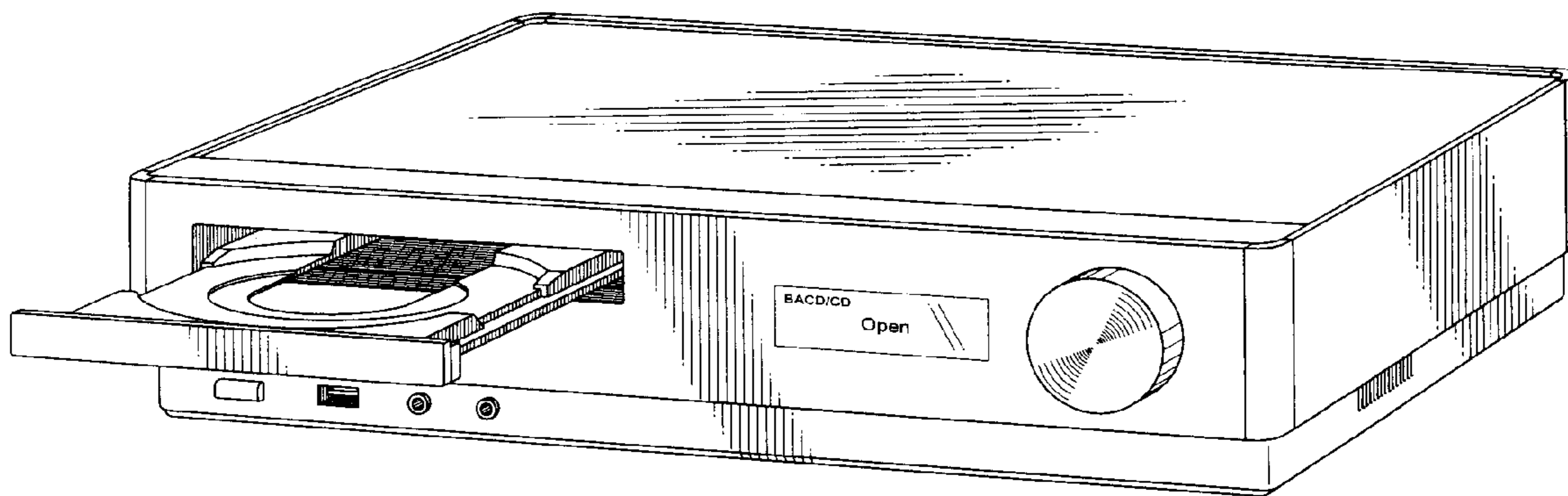


FIG. 8