



US00D578968S

(12) **United States Design Patent**
Karlicek et al.

(10) **Patent No.:** **US D578,968 S**
(45) **Date of Patent:** **** Oct. 21, 2008**

(54) **LED DEVICE**

(75) Inventors: **Robert F. Karlicek**, Chelmsford, MA
(US); **Michael Brattain**, Lexington, MA
(US); **Georgia Chmielewski**, Plaistow,
NH (US); **Rashmi Kumar**, Billerica,
MA (US)

(73) Assignee: **Luminus Devices, Inc.**, Billerica, MA
(US)

(**) Term: **14 Years**

(21) Appl. No.: **29/285,469**

(22) Filed: **Mar. 29, 2007**

(51) **LOC (8) Cl.** **13-03**

(52) **U.S. Cl.** **D13/180; D13/179; D13/182**

(58) **Field of Classification Search** D13/179,
D13/180, 182; D26/2; 257/79, 80, 81, 88,
257/89, 95, 98, 99, 100; 313/483, 498, 500;
362/555, 800; 165/80.3; 174/254, 265

See application file for complete search history.

(56) **References Cited**

U.S. PATENT DOCUMENTS

4,215,361	A *	7/1980	McCarthy	257/718
4,715,928	A *	12/1987	Hamby	216/18
4,800,461	A *	1/1989	Dixon et al.	361/751
5,008,496	A *	4/1991	Schmidt et al.	174/254
D361,986	S *	9/1995	Harmon	D13/179
5,646,786	A *	7/1997	Kurtz et al.	359/637
5,777,277	A *	7/1998	Inagawa	174/265
6,288,343	B1 *	9/2001	Ahn et al.	174/254
6,364,009	B1 *	4/2002	MacManus et al.	165/185
6,459,580	B1 *	10/2002	Della Fiora et al.	361/697
6,731,354	B2 *	5/2004	Menard	349/58
6,736,678	B2 *	5/2004	Yao	439/638
6,914,261	B2 *	7/2005	Ho	257/79
7,081,645	B2	7/2006	Chen et al.		
7,105,861	B2	9/2006	Erchak et al.		
7,170,100	B2 *	1/2007	Erchak et al.	257/88
D539,760	S *	4/2007	Sumitani et al.	D13/180
D552,048	S *	10/2007	He	D13/182

2002/0000308	A1 *	1/2002	Miyahara et al.	165/80.3
2005/0111189	A1 *	5/2005	Smalc et al.	361/700
2005/0135063	A1 *	6/2005	Heesen	361/700
2005/0280683	A1 *	12/2005	Custer	347/102
2006/0055309	A1 *	3/2006	Ono et al.	313/492
2007/0045640	A1	3/2007	Erchak et al.		
2007/0085082	A1 *	4/2007	Erchak et al.	257/79
2007/0115556	A1	5/2007	Erchak et al.		
2007/0267642	A1	11/2007	Erchak et al.		

OTHER PUBLICATIONS

U.S. Appl. No. 29/285,434, filed Mar. 29, 2007, Panaccione et al.
U.S. Appl. No. 29/285,459, filed Mar. 29, 2007, Panaccione et al.
U.S. Appl. No. 29/285,460, filed Mar. 29, 2007, Panaccione et al.
U.S. Appl. No. 29/285,461, filed Mar. 29, 2007, Panaccione et al.
U.S. Appl. No. 29/285,427, filed Mar. 29, 2007, Panaccione et al.
U.S. Appl. No. 29/285,470, filed Mar. 29, 2007, Karlicek, Jr. et al.
U.S. Appl. No. 29/285,431, filed Mar. 29, 2007, Karlicek, Jr. et al.

(Continued)

Primary Examiner—Selina Sikder
(74) *Attorney, Agent, or Firm*—Wolf, Greenfield & Sacks,
P.C.

(57) **CLAIM**

The ornamental design for a LED device, as shown and described.

DESCRIPTION

FIG. 1 is a side, top, perspective view of an LED device with all elements thereof except for a connector shown in phantom;

FIG. 2 is a top view thereof;

FIG. 3 is a right side view;

FIG. 4 is a left side view;

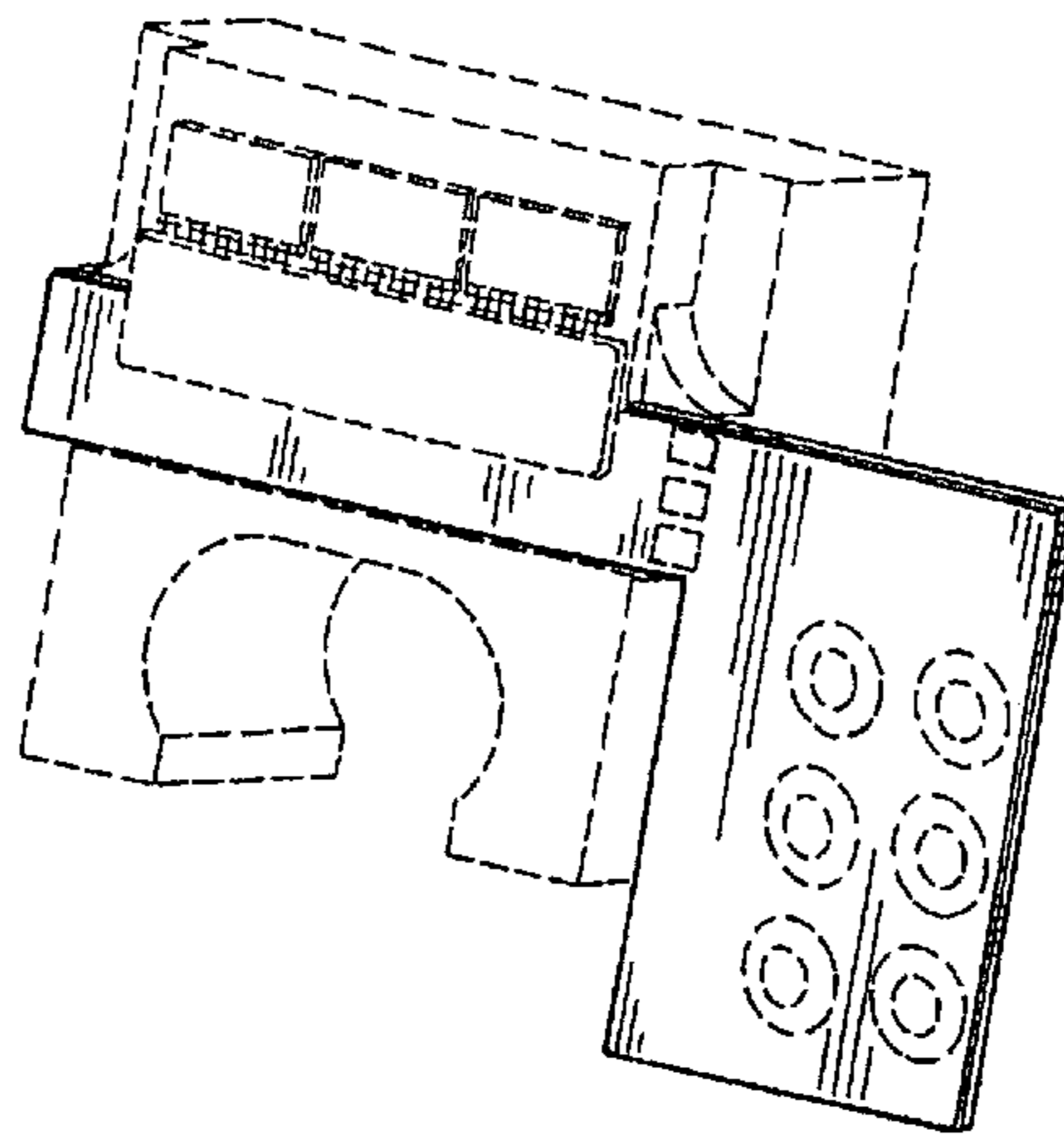
FIG. 5 is a front view;

FIG. 6 is a rear view; and,

FIG. 7 is a back view.

The broken lines represent unclaimed subject matter.

1 Claim, 2 Drawing Sheets



US D578,968 S

Page 2

OTHER PUBLICATIONS

U.S. Appl. No. 29/285,430, filed Mar. 29, 2007, Panaccione et al.
U.S. Appl. No. 29/285,429, filed Mar. 29, 2007, Panaccione et al.
U.S. Appl. No. 29/285,428, filed Mar. 29, 2007, Panaccione et al.

U.S. Appl. No. 29/285,433, filed Mar. 29, 2007, Panaccione et al.

U.S. Appl. No. 29/285,425, filed Mar. 29, 2007, Panaccione et al.

* cited by examiner

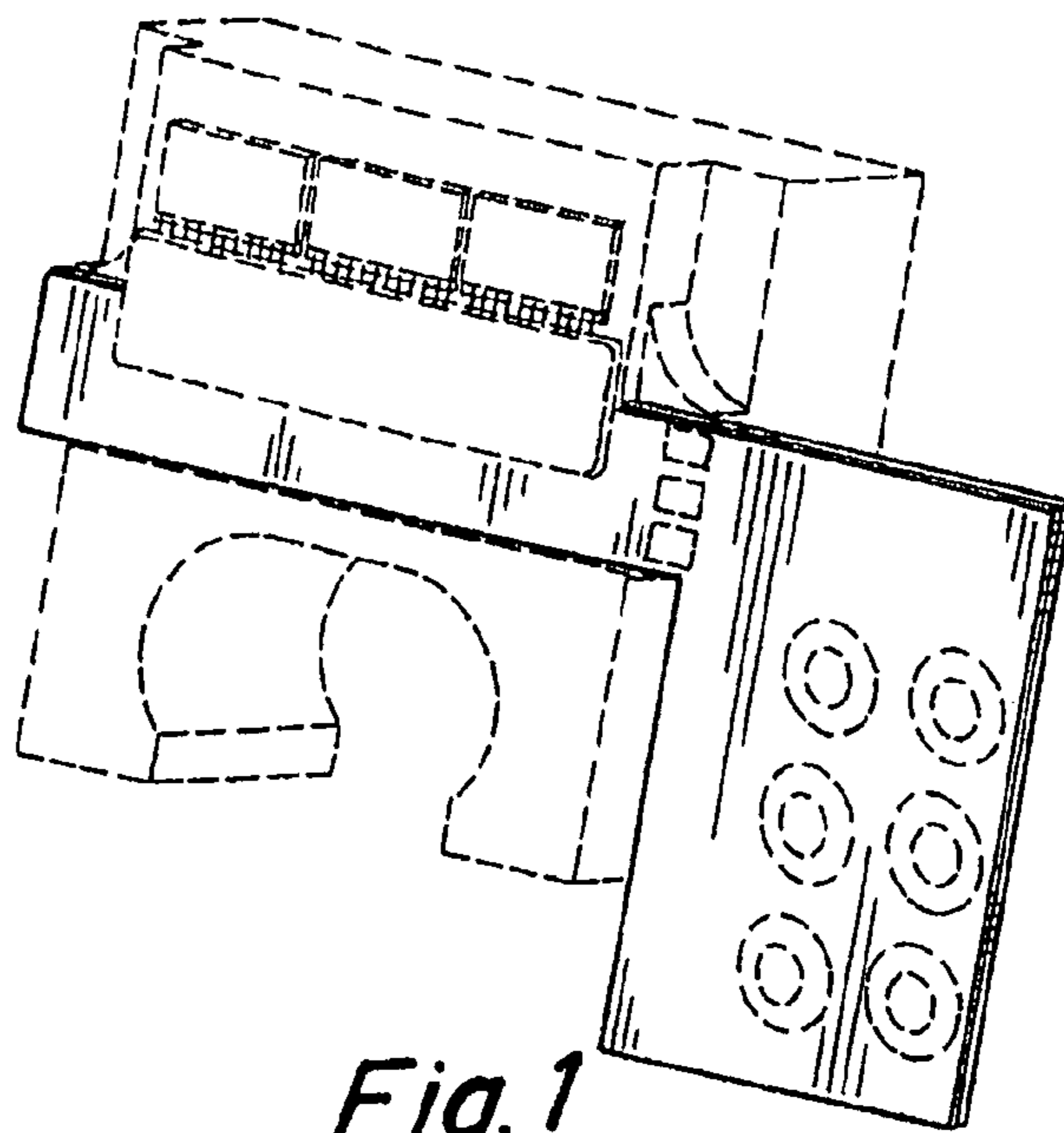


Fig. 1

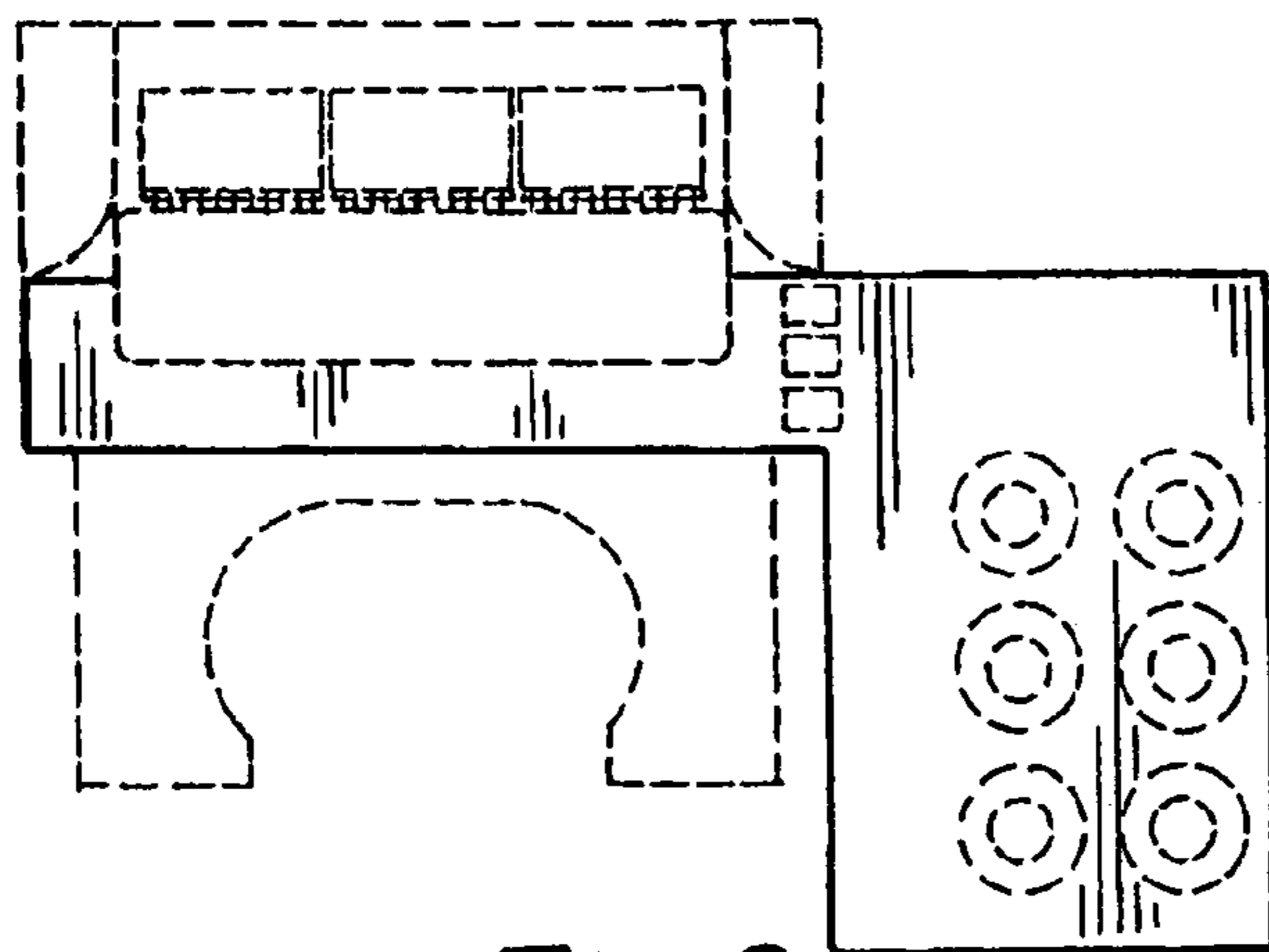


Fig. 2

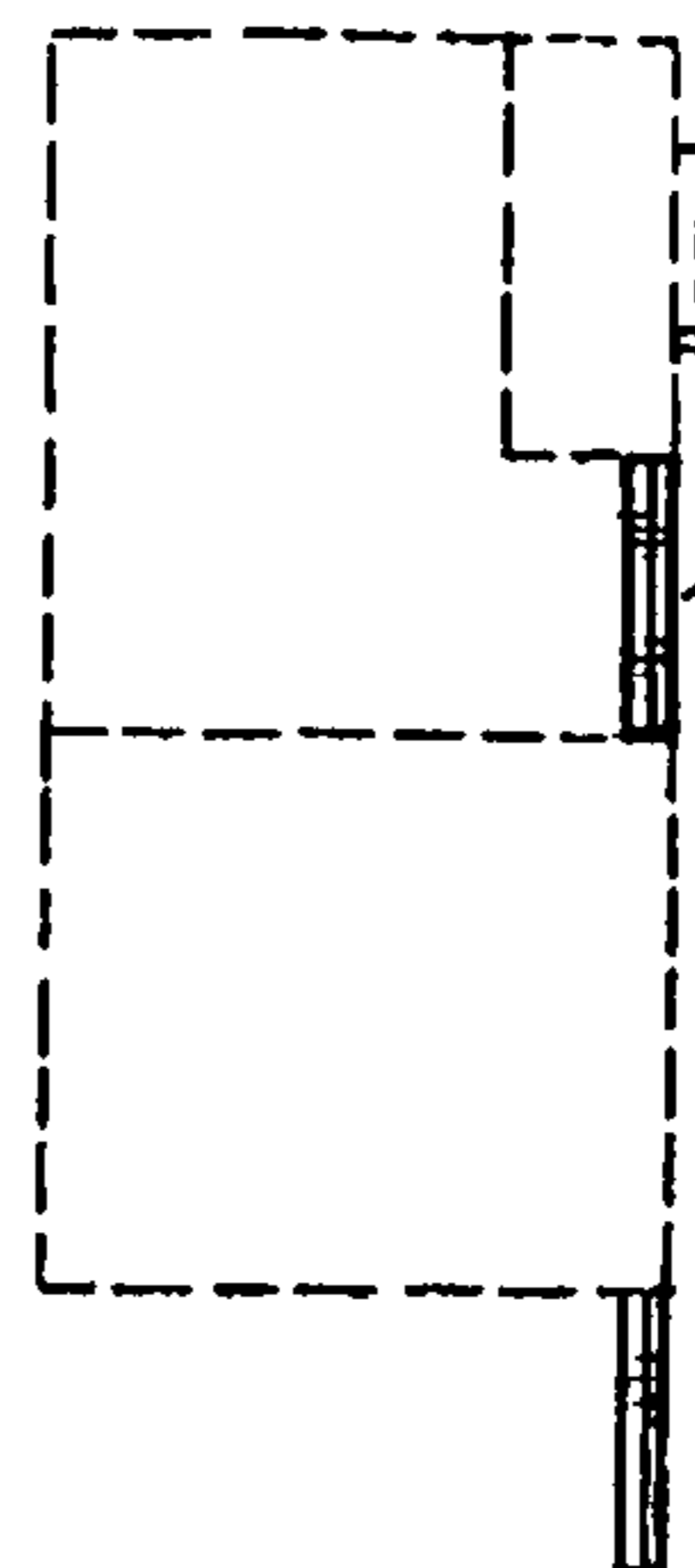


Fig. 3

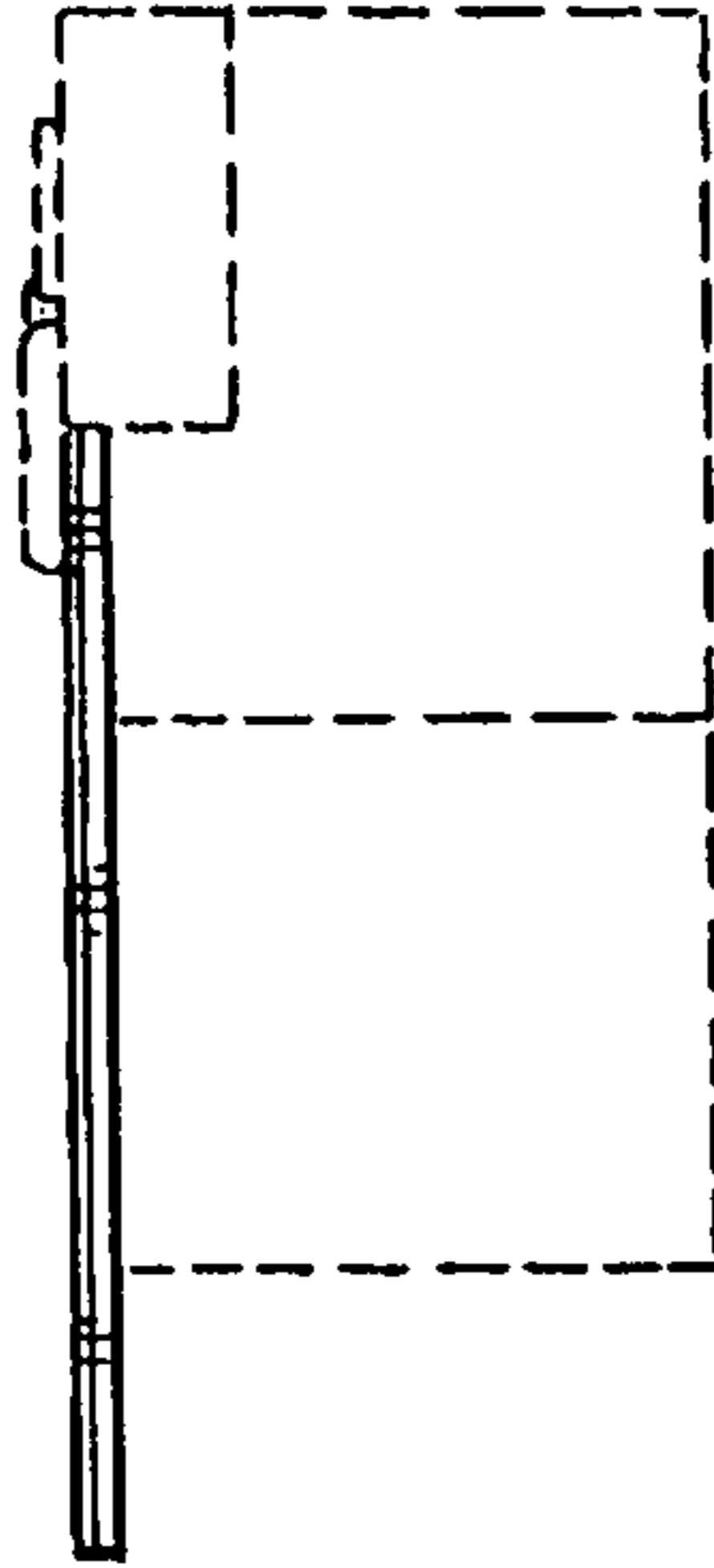


Fig. 4

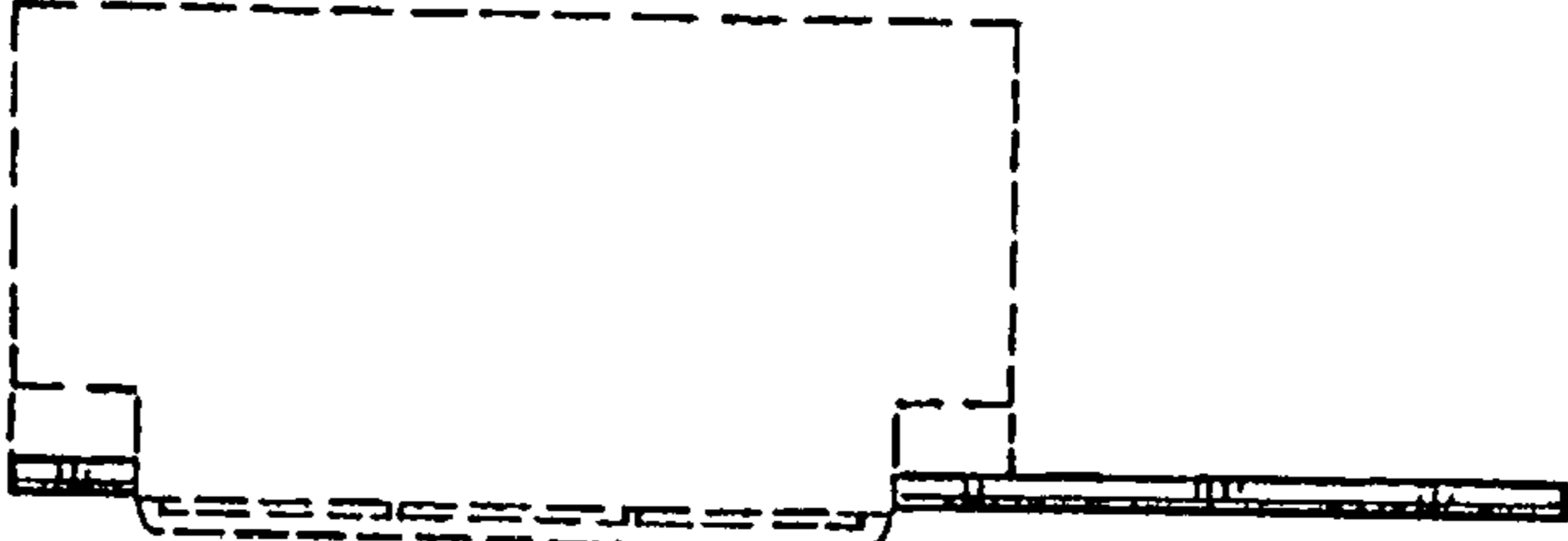


Fig. 5

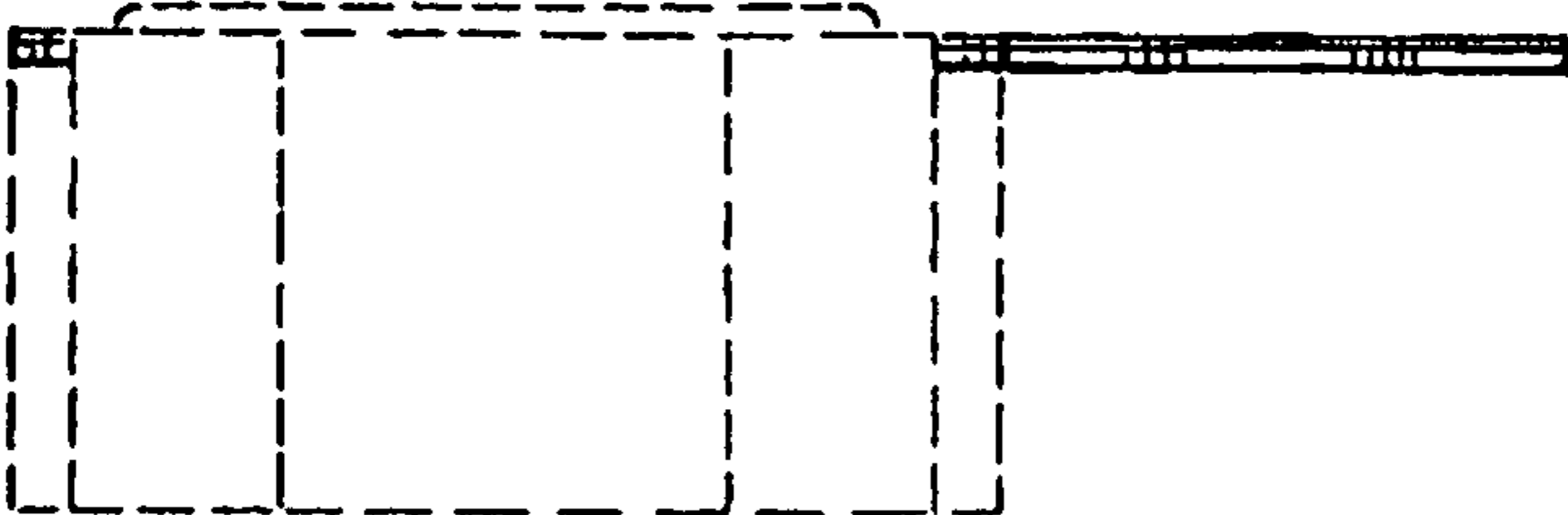


Fig. 6

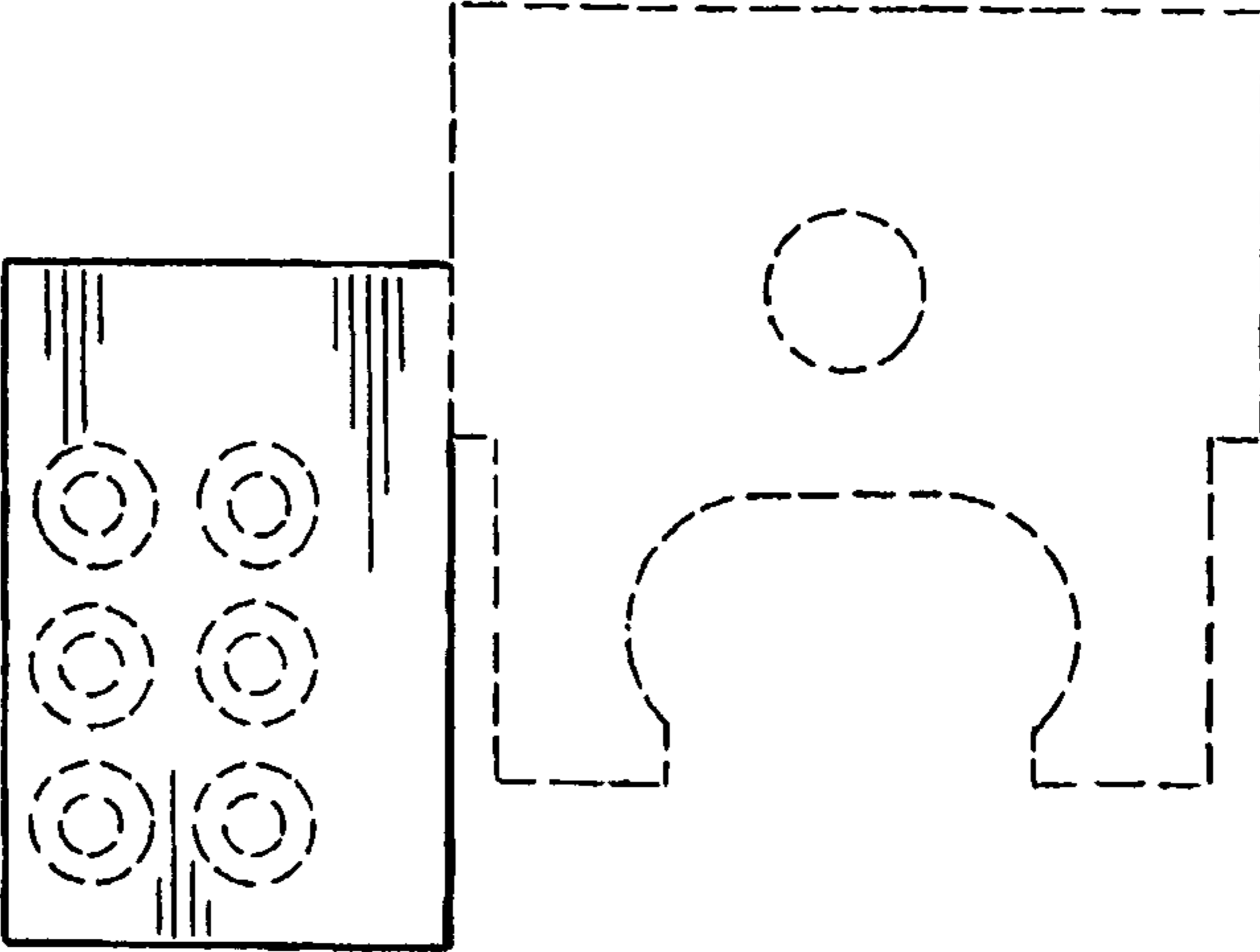


Fig. 7

UNITED STATES PATENT AND TRADEMARK OFFICE
CERTIFICATE OF CORRECTION

PATENT NO. : Des. 578,968 S
APPLICATION NO. : 29/285469
DATED : October 21, 2008
INVENTOR(S) : Robert F. Karlicek, Jr. et al.

Page 1 of 1

It is certified that error appears in the above-identified patent and that said Letters Patent is hereby corrected as shown below:

On the Title Page of the Patent

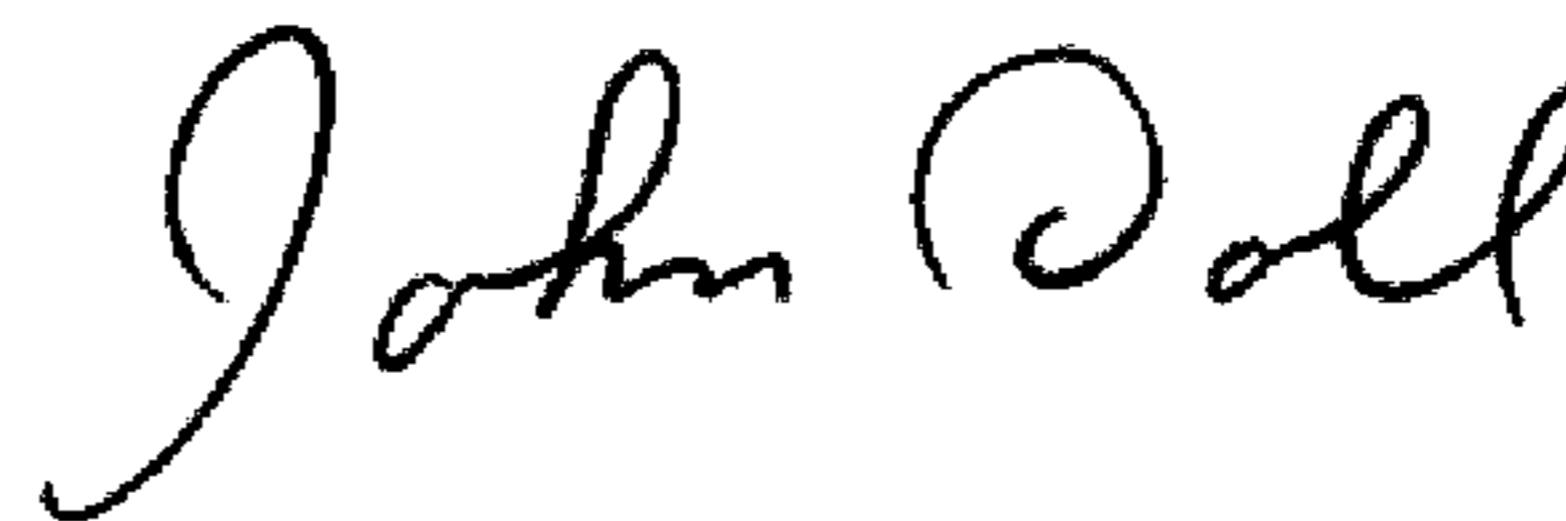
Section (54), "LED DEVICE" should be "LED ASSEMBLY"

Section (57) CLAIM, "The ornamental design for a LED device" should be "The ornamental design for a LED assembly"

Section DESCRIPTION, "FIG. 1 is a side, top, perspective view of an LED device" should be "FIG. 1 is a side, top, perspective view of an LED assembly"

Signed and Sealed this

Twenty-seventh Day of January, 2009



JOHN DOLL
Acting Director of the United States Patent and Trademark Office