



US00D578961S

(12) **United States Design Patent**
Fisher et al.

(10) **Patent No.:** **US D578,961 S**

(45) **Date of Patent:** **** Oct. 21, 2008**

(54) **ELECTRICAL CHARGER**

(75) Inventors: **David Fisher**, Hampton (GB); **Ian Mackinnon**, Rochester (GB)

(73) Assignee: **Amway (Europe) Limited**, Caldecotte, Milton Keynes (GB)

(**) Term: **14 Years**

(21) Appl. No.: **29/307,637**

(22) Filed: **May 2, 2008**

(30) **Foreign Application Priority Data**

Aug. 30, 2006 (EM) 000583786

(51) **LOC (8) Cl.** **13-02**

(52) **U.S. Cl.** **D13/108**

(58) **Field of Classification Search** D13/107-110,
D13/118-119, 184; D14/251, 253, 432,
D14/434; 320/107-115

See application file for complete search history.

(56) **References Cited**

U.S. PATENT DOCUMENTS

D301,331 S * 5/1989 Rhodin D13/107
D321,855 S * 11/1991 Ross, Jr. D13/107
D365,824 S * 1/1996 Danielson et al. D14/253
D374,858 S * 10/1996 Chu D13/108
D390,824 S * 2/1998 Foster et al. D13/108

D393,625 S * 4/1998 Riccobon D13/107
D400,165 S * 10/1998 Nagele et al. D13/108
D485,810 S * 1/2004 Fiocchi D13/184
D508,458 S * 8/2005 Solland et al. D13/108
D510,091 S * 9/2005 Mori et al. D14/434
D521,927 S * 5/2006 Franck et al. D13/108
D530,717 S * 10/2006 Mori et al. D14/434
D532,005 S * 11/2006 Leith D14/253

* cited by examiner

Primary Examiner—Jennifer Rivard

Assistant Examiner—Rosemary K Tarcza

(74) *Attorney, Agent, or Firm*—MacMillan, Sobanski & Todd, LLC

(57) **CLAIM**

The ornamental design for an electrical charger, as shown.

DESCRIPTION

FIG. 1 is a top plan view of an electrical charger embodying my design.

FIG. 2 is a side elevational view of the electrical charger.

FIG. 3 is a rear elevational view of the electrical charger.

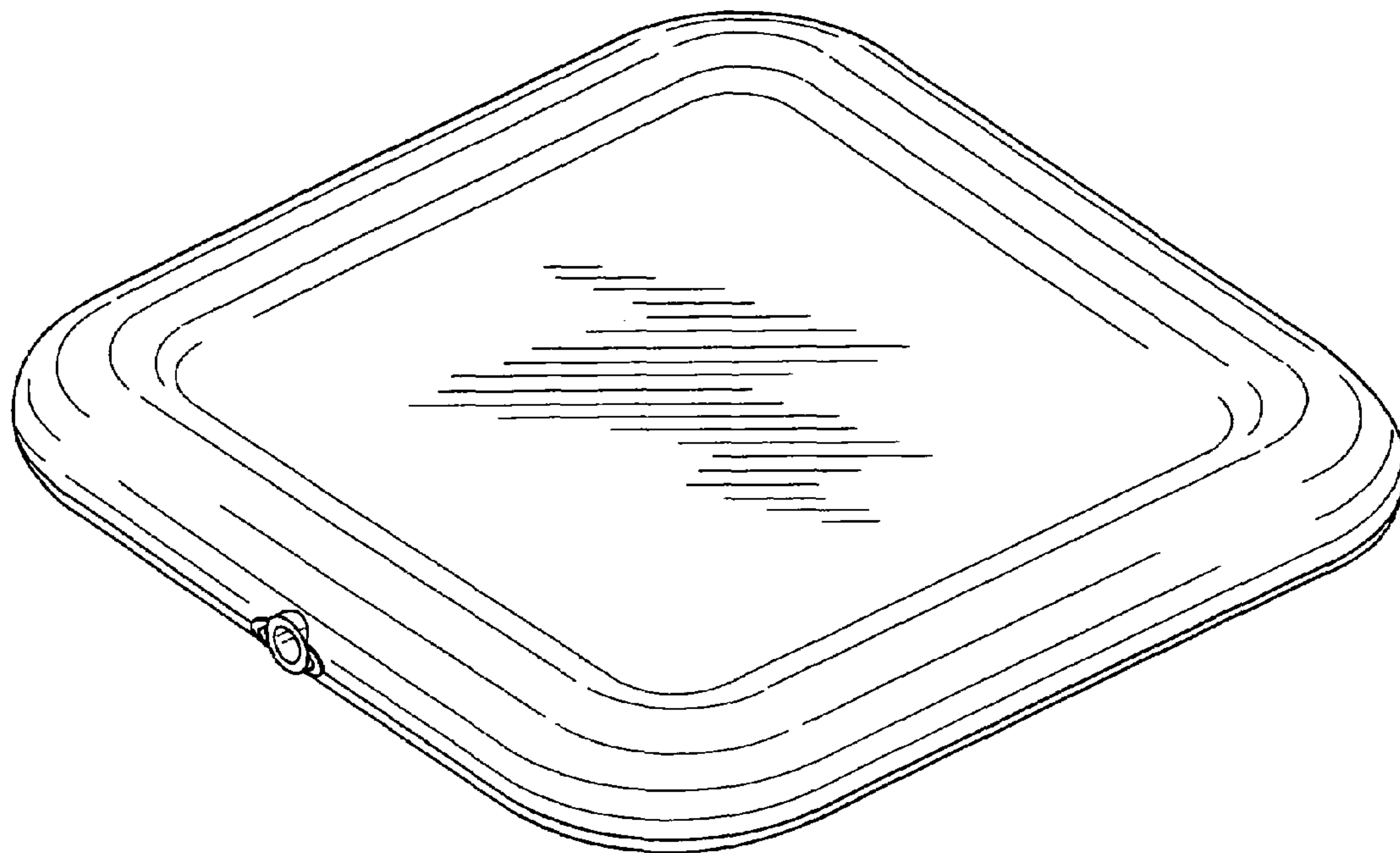
FIG. 4 is a front elevational view of the electrical charger.

FIG. 5 is a bottom plan view of the electrical charger.

FIG. 6 is a rear perspective view of the electrical charger; and,

FIG. 7 is a front perspective view of the electrical charger.

1 Claim, 5 Drawing Sheets



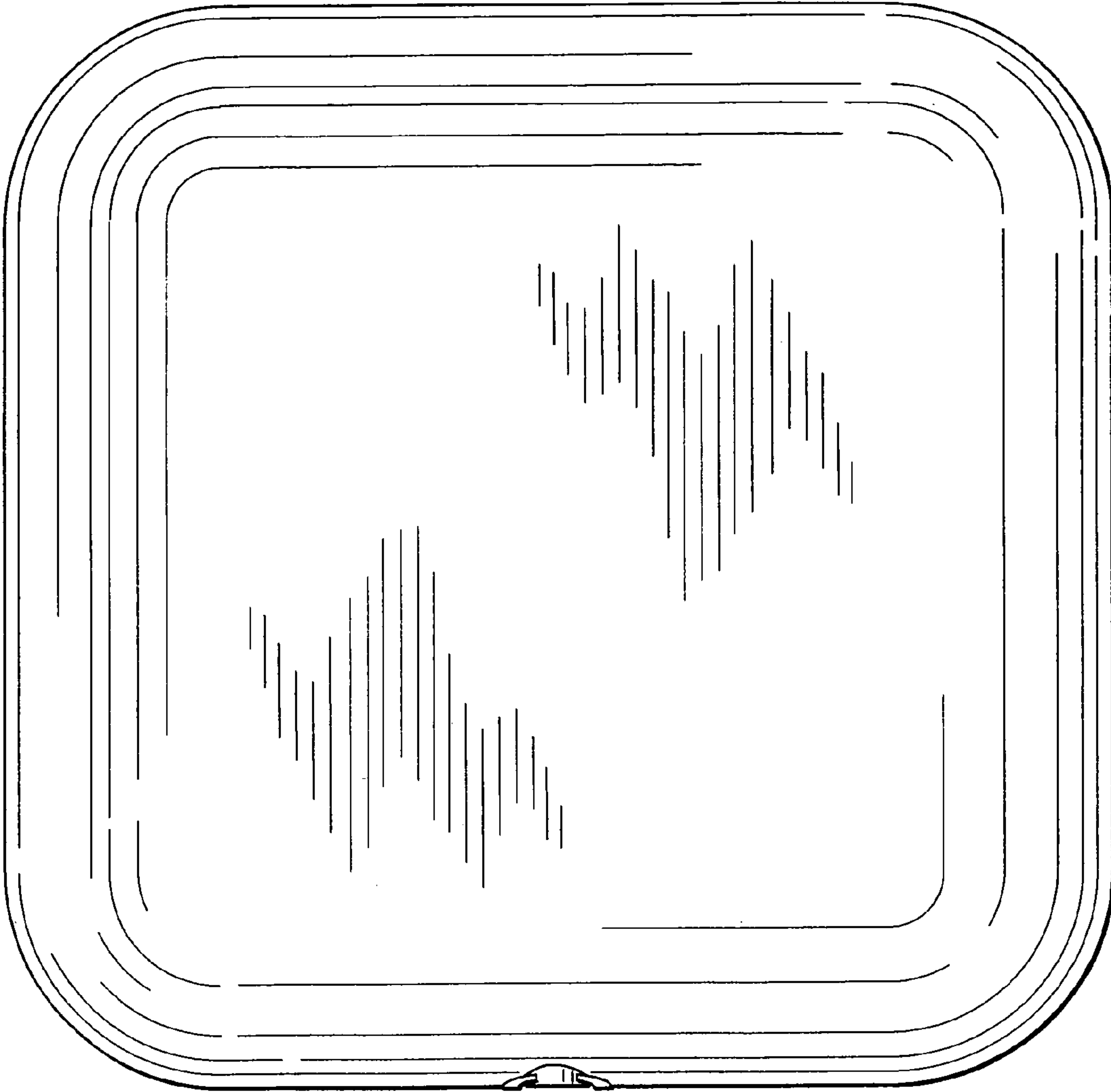


FIG. 1




FIG. 2




FIG. 3



FIG. 4

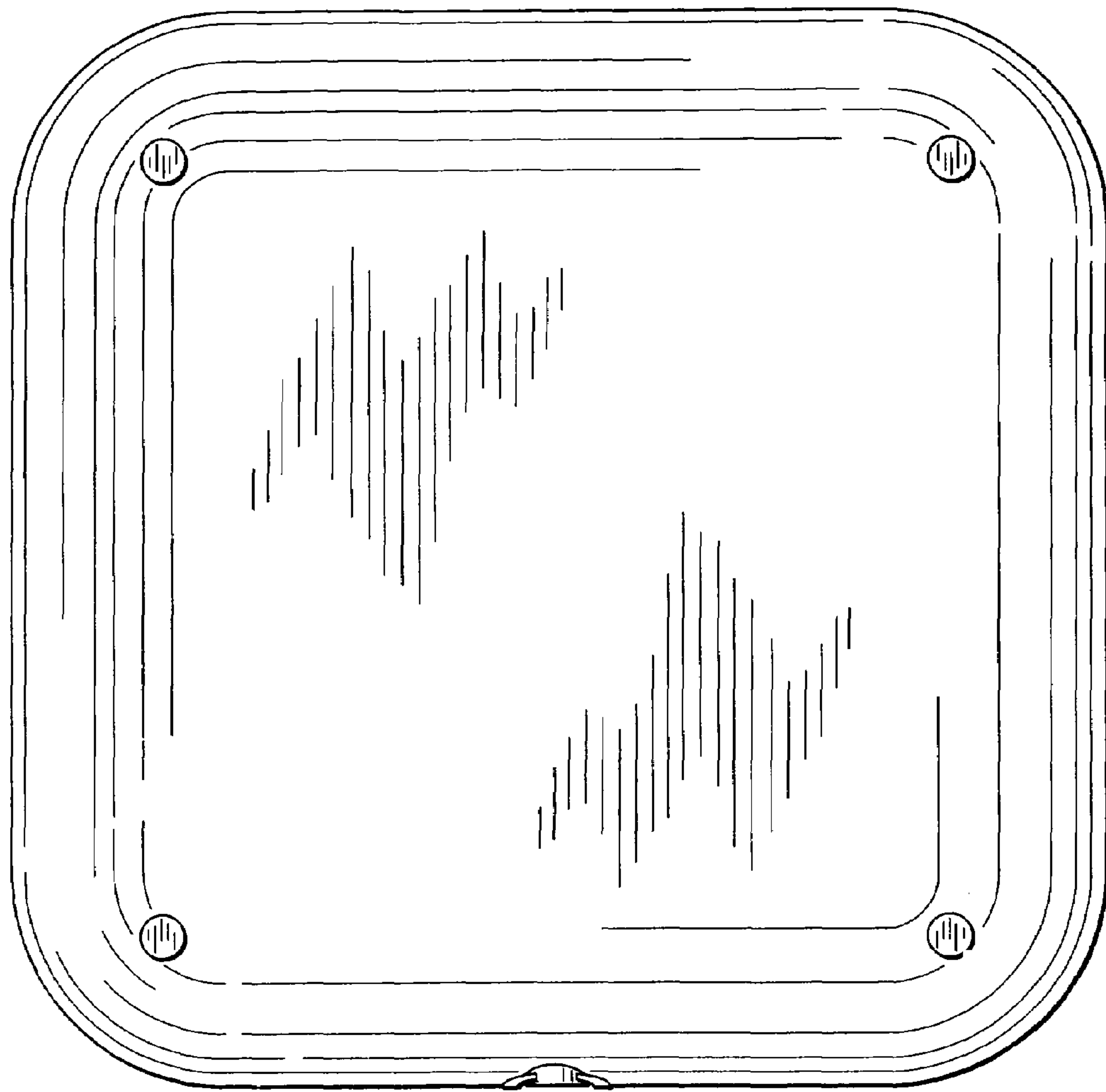


FIG. 5

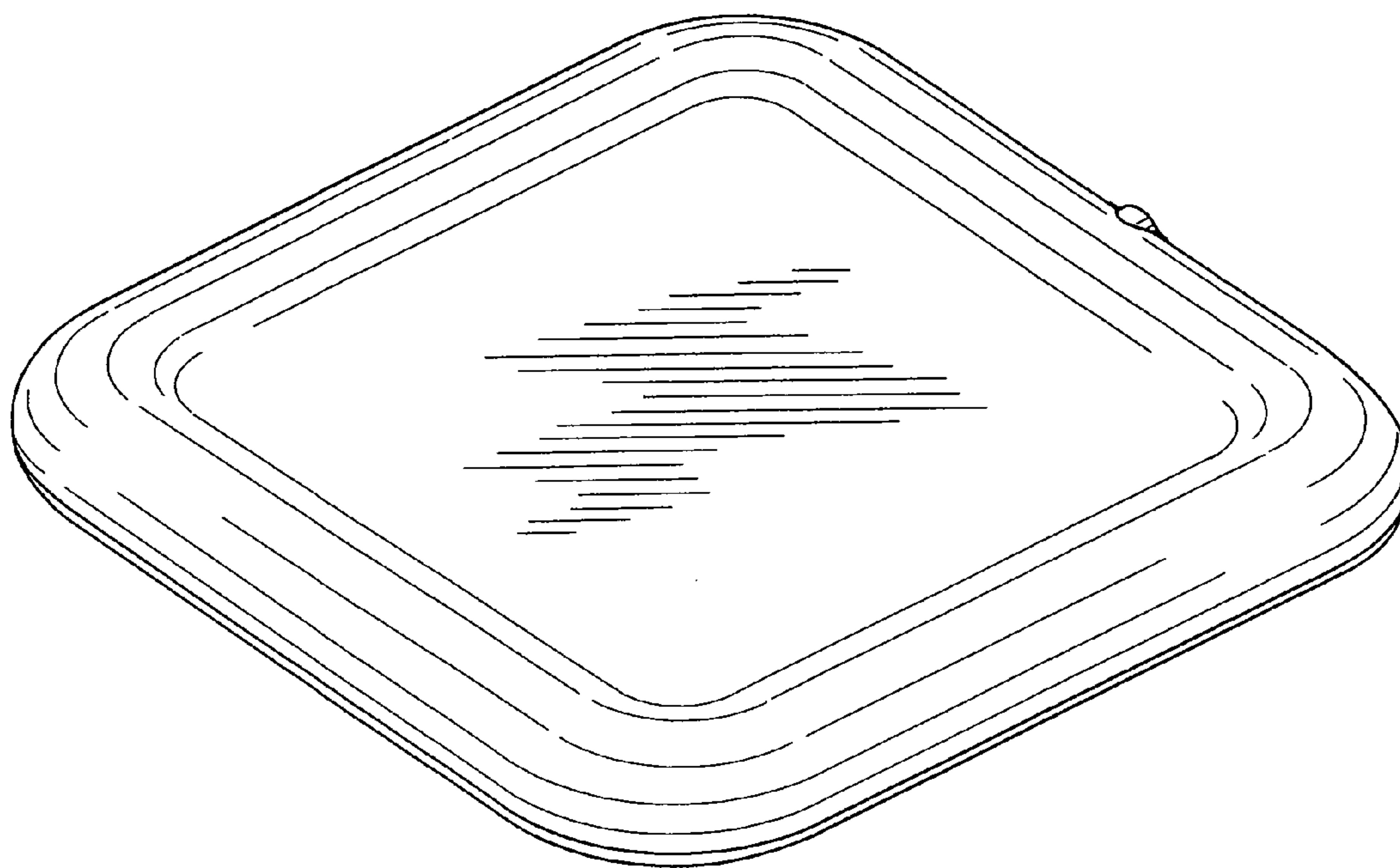


FIG. 6

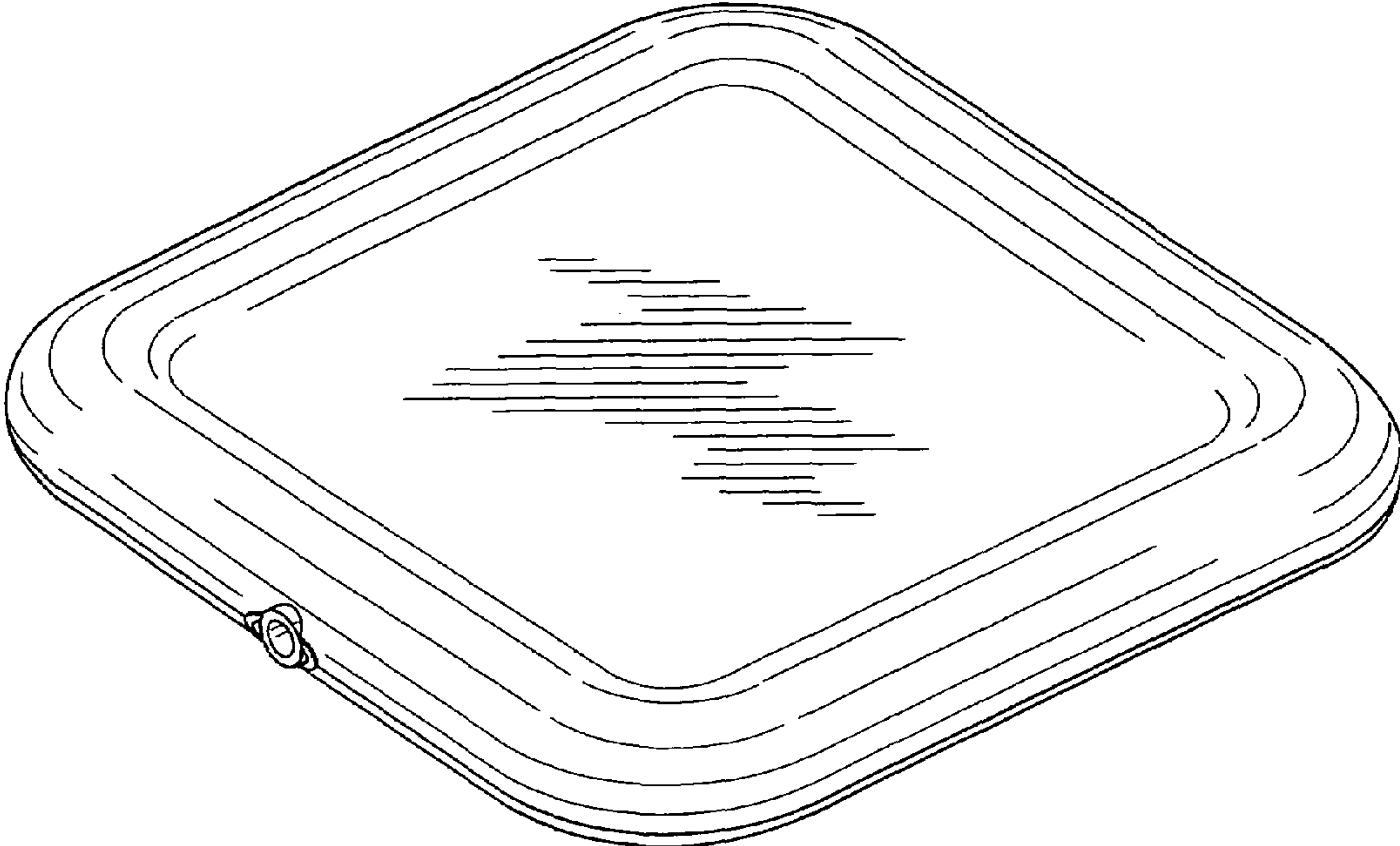


FIG. 7