



US00D578959S

(12) **United States Design Patent**  
**Morishita et al.**

(10) **Patent No.:** **US D578,959 S**  
(45) **Date of Patent:** **\*\* Oct. 21, 2008**

(54) **BATTERY FOR PERSONAL COMPUTER**

(75) Inventors: **Yoshihito Morishita**, Kadoma (JP);  
**Akira Iwamoto**, Kadoma (JP)

(73) Assignee: **Matsushita Electric Industrial Co., Ltd.**, Osaka (JP)

(\*\*) Term: **14 Years**

(21) Appl. No.: **29/303,798**

(22) Filed: **Feb. 18, 2008**

(30) **Foreign Application Priority Data**

Sep. 11, 2007 (JP) ..... 2007-024699

(51) **LOC (8) Cl.** ..... **13-02**

(52) **U.S. Cl.** ..... **D13/103**

(58) **Field of Classification Search** ..... D13/102–106,  
D13/110, 118–120, 184; 429/96–100, 163,  
429/176

See application file for complete search history.

(56) **References Cited**

**U.S. PATENT DOCUMENTS**

D267,795 S *	2/1983	Mallon	.....	D13/119
D268,341 S *	3/1983	Mallon	.....	D13/119
D404,721 S *	1/1999	Tennefoss et al.	.....	D13/184
D432,493 S *	10/2000	Killebrew et al.	.....	D13/103
D444,448 S *	7/2001	Robinson et al.	.....	D13/103
D447,730 S *	9/2001	Johansson	.....	D13/103
D481,995 S *	11/2003	Yokota	.....	D13/103
D490,370 S *	5/2004	Picardo	.....	D13/103
D506,065 S *	6/2005	Sugino et al.	.....	D3/294
D525,593 S *	7/2006	Bailey	.....	D13/177
D525,594 S *	7/2006	Bailey et al.	.....	D13/184
D538,226 S *	3/2007	Lyman et al.	.....	D13/119

**FOREIGN PATENT DOCUMENTS**

JP D1260910 1/2006

JP	D1261473	1/2006
JP	D1262157	2/2006
JP	D1262424	2/2006
JP	D1262425	2/2006
JP	D1263678	2/2006
JP	D1272458	6/2006
JP	D1280890	9/2006
JP	D1282778	10/2006
JP	D1296323	3/2007
JP	D1296326	3/2007
JP	D1297824	4/2007
JP	D1311902	10/2007
JP	D1311903	10/2007
JP	D1311931	10/2007
JP	D1311932	10/2007
JP	D1311933	10/2007
JP	D1315156	11/2007
JP	D1315559	11/2007

\* cited by examiner

*Primary Examiner*—Jennifer Rivard

*Assistant Examiner*—Rosemary K Tarcza

(74) *Attorney, Agent, or Firm*—Brinks Hofer Gilson & Lione

(57) **CLAIM**

We claim the ornamental design for a battery for personal computer, as shown and described.

**DESCRIPTION**

FIG. 1 is a front perspective view of a battery for personal computer of the present invention;

FIG. 2 is a front view thereof;

FIG. 3 is a top view thereof;

FIG. 4 is a first side view thereof;

FIG. 5 is a second side view thereof;

FIG. 6 is a rear view thereof;

FIG. 7 is a bottom view thereof; and,

FIG. 8 is a rear perspective view thereof.

**1 Claim, 4 Drawing Sheets**

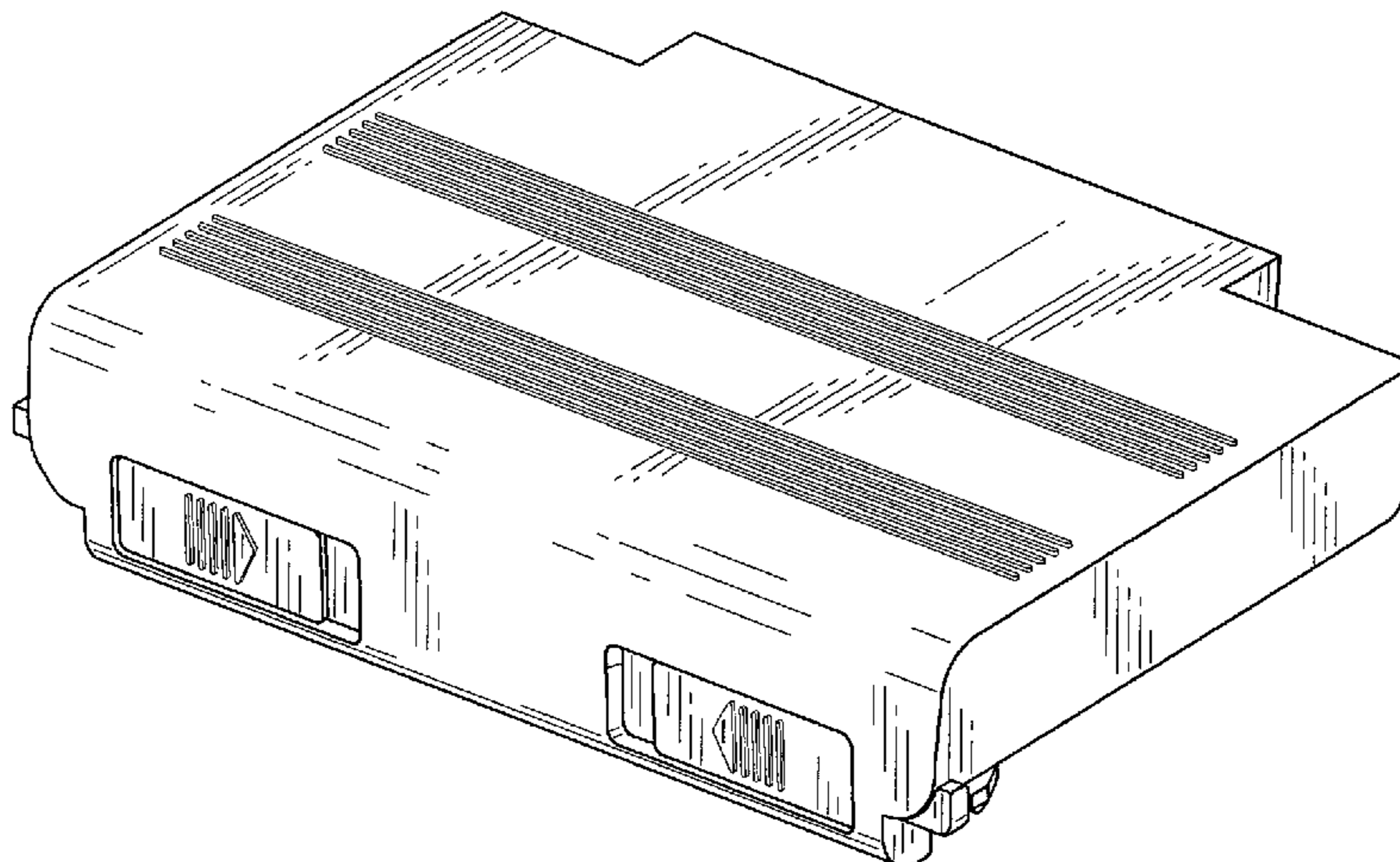


FIG.1

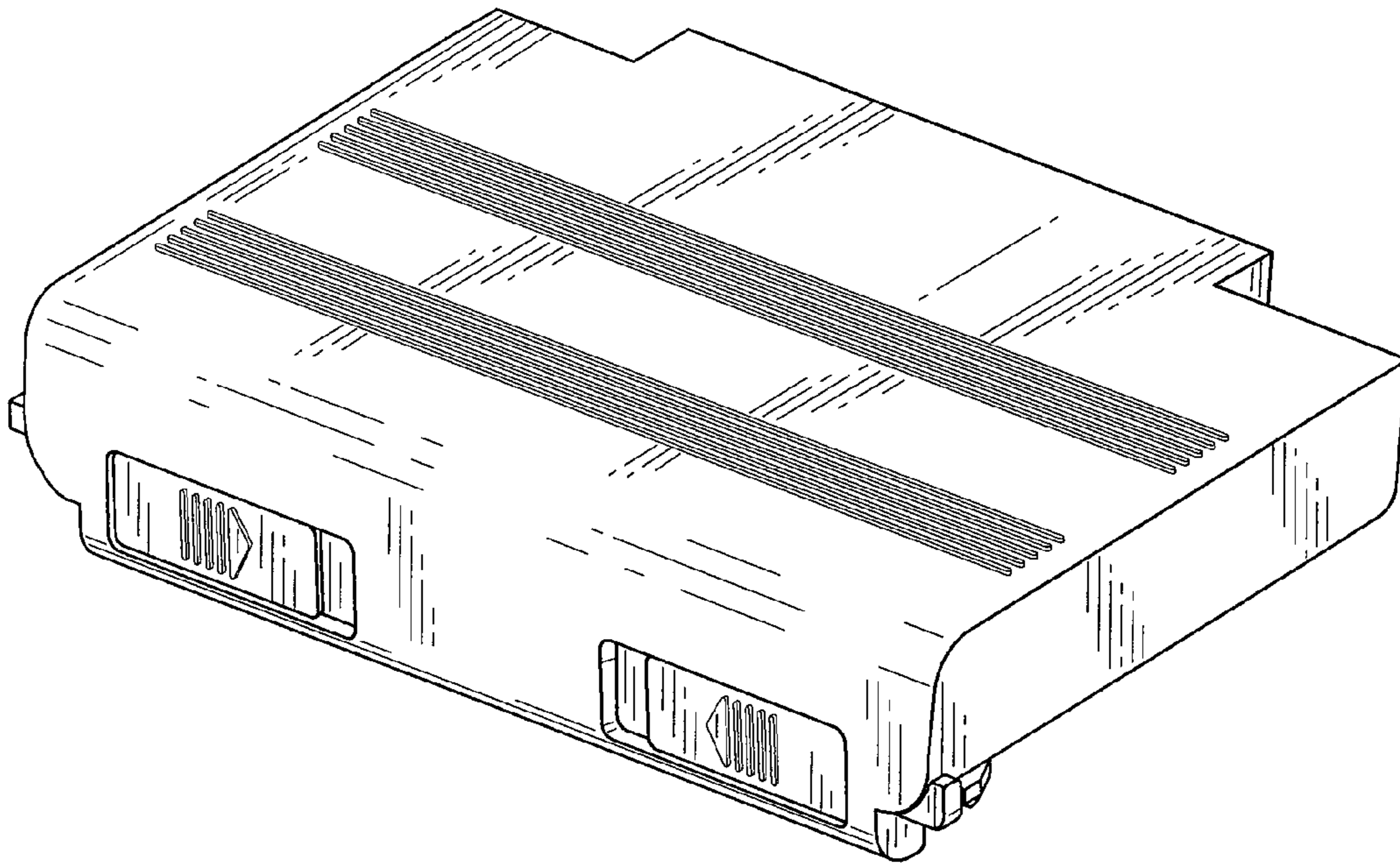


FIG.2

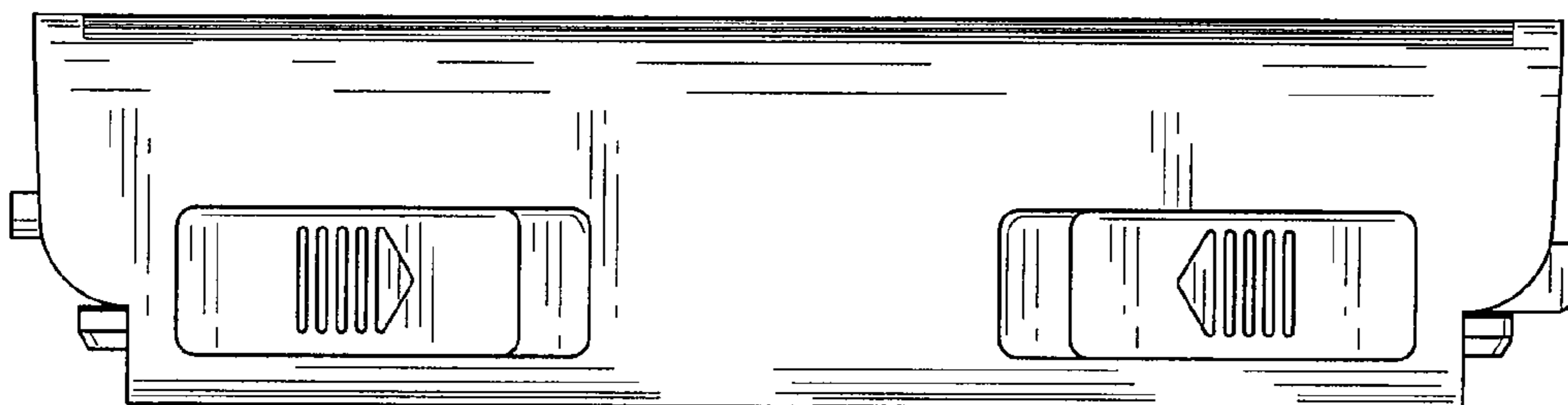


FIG.3

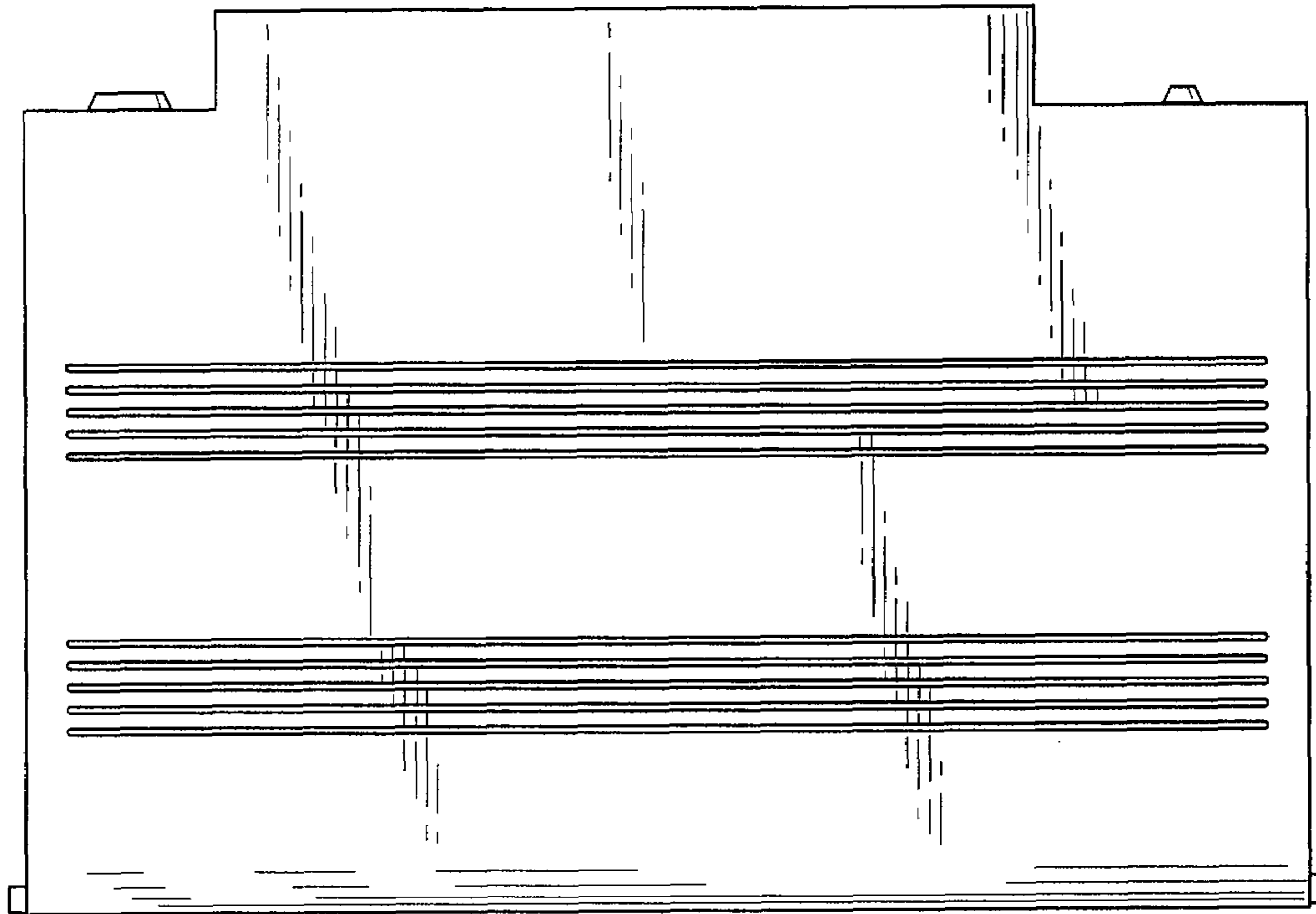


FIG.4




FIG.5

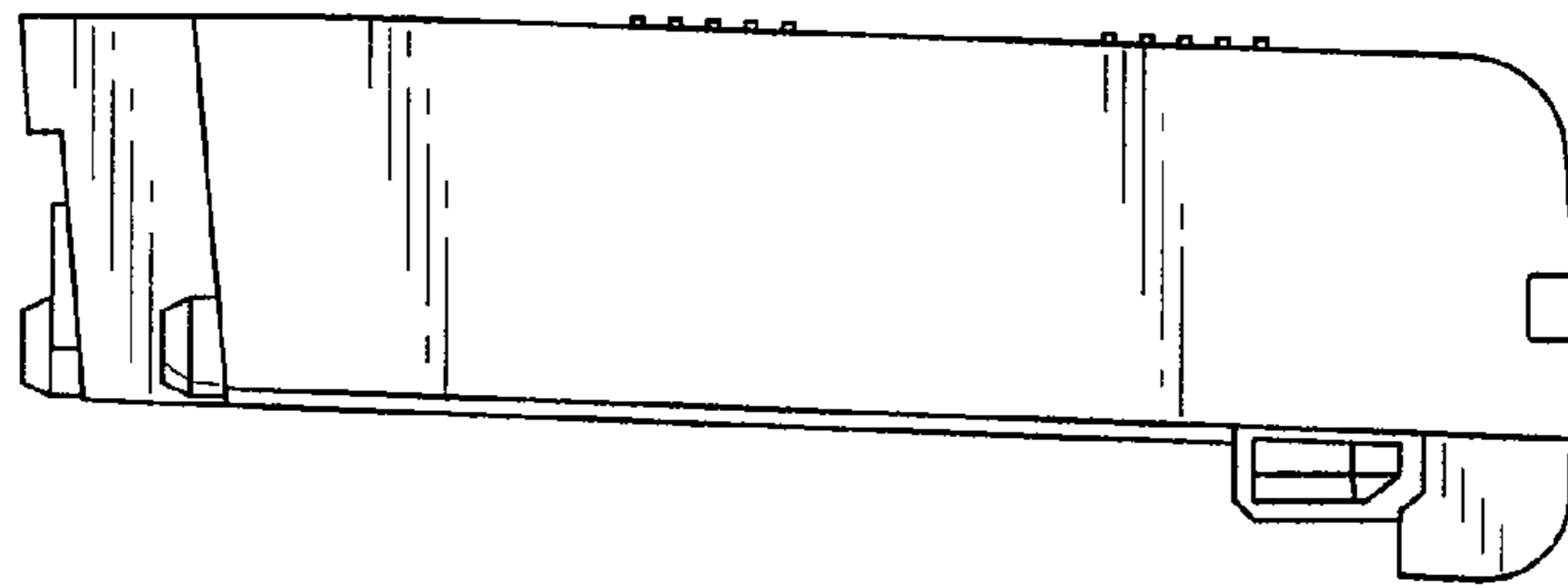


FIG.6

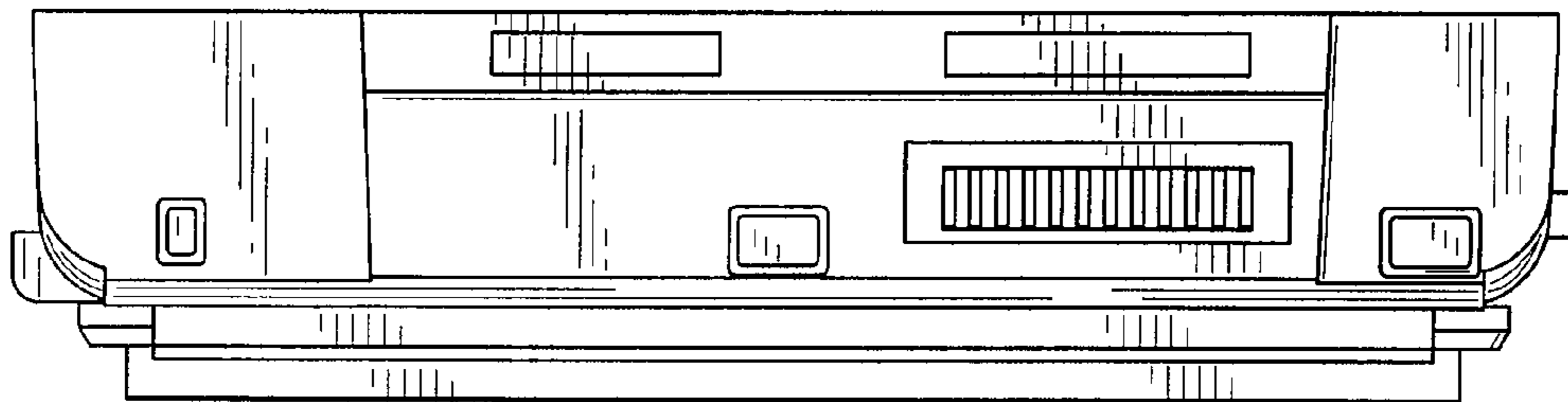


FIG.7

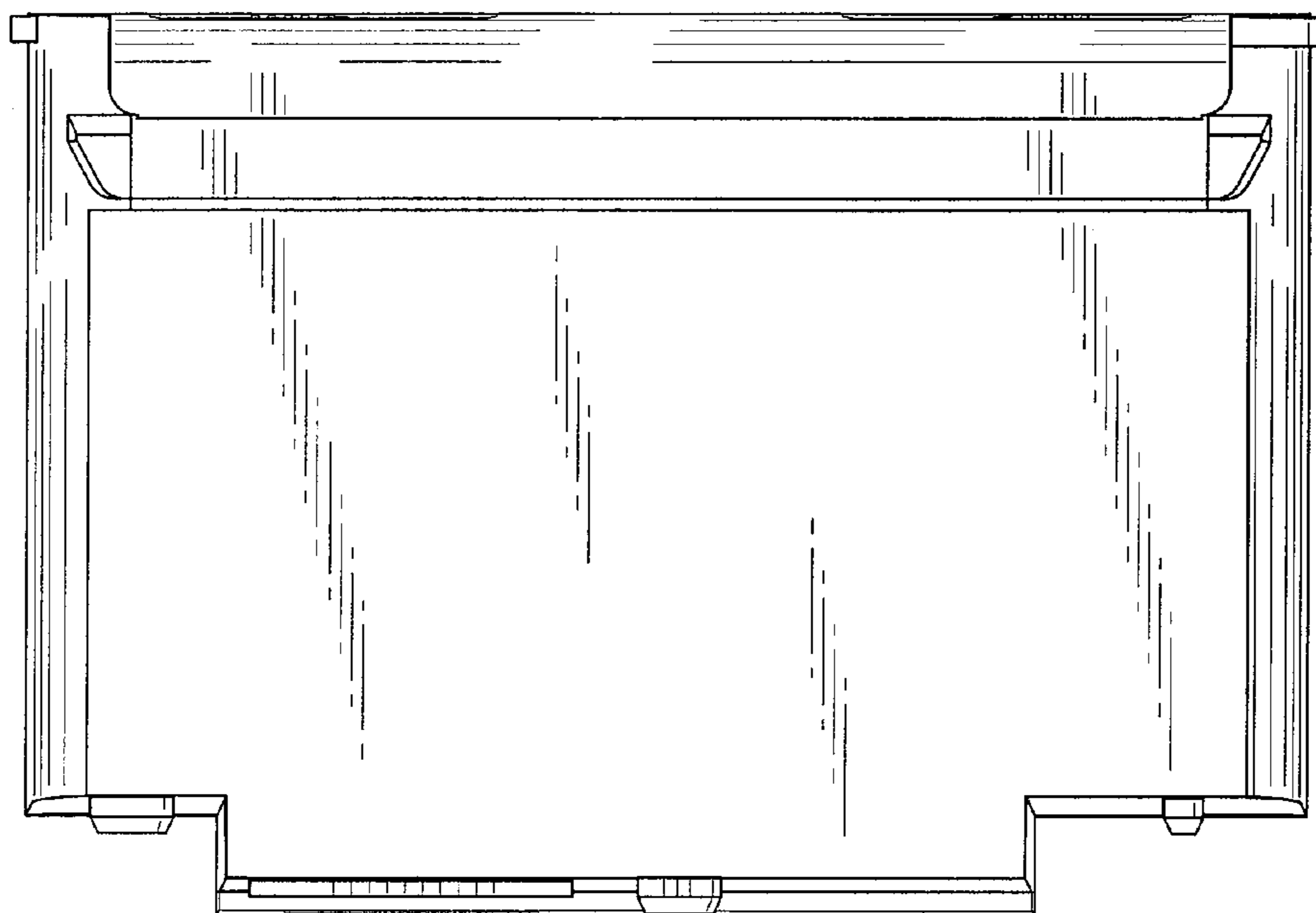


FIG.8

