



US00D578952S

(12) **United States Design Patent**
Badillo

(10) **Patent No.:** **US D578,952 S**
(45) **Date of Patent:** **** Oct. 21, 2008**

(54) **SPORT UTILITY VEHICLE RACK**

D520,938 S * 5/2006 Badillo D12/412
D537,404 S * 2/2007 Bauer et al. D12/412
D558,123 S * 12/2007 Murillo D12/412

(75) Inventor: **Paul Badillo**, Littleton, CO (US)

(73) Assignee: **Intelligent Designs 2000 Corp.**,
Commerce City, CO (US)

(**) Term: **14 Years**

(21) Appl. No.: **29/303,917**

(22) Filed: **Feb. 20, 2008**

Related U.S. Application Data

(63) Continuation of application No. 10/948,972, filed on Sep. 24, 2004, now abandoned, which is a continuation-in-part of application No. 29/177,928, filed on Mar. 17, 2003, now Pat. No. Des. 508,015, and a continuation-in-part of application No. 29/183,072, filed on Jun. 4, 2003, now Pat. No. Des. 512,783.

(51) **LOC (8) Cl.** **12-16**

(52) **U.S. Cl.** **D12/406**

(58) **Field of Classification Search** D12/412,
D12/414.1, 406; 224/405, 403, 331
See application file for complete search history.

(56) **References Cited**

U.S. PATENT DOCUMENTS

2,663,472 A * 12/1953 Belgau 224/320
2,784,888 A * 3/1957 Lecanu-Deschamps 224/325
D434,718 S * 12/2000 Kreiser D12/412
D508,015 S * 8/2005 Badillo D12/412

* cited by examiner

Primary Examiner—Robert M. Spear
Assistant Examiner—George D Kirschbaum
(74) *Attorney, Agent, or Firm*—Sheridan Ross P.C.

(57) **CLAIM**

The ornamental design for a sport utility vehicle rack, as shown and described.

DESCRIPTION

FIG. 1 is a perspective view of a rack for a sport utility vehicle rack;

FIG. 2 is a top plan view thereof;

FIG. 3 is a right elevation view thereof, the left elevation view being a mirror image thereof;

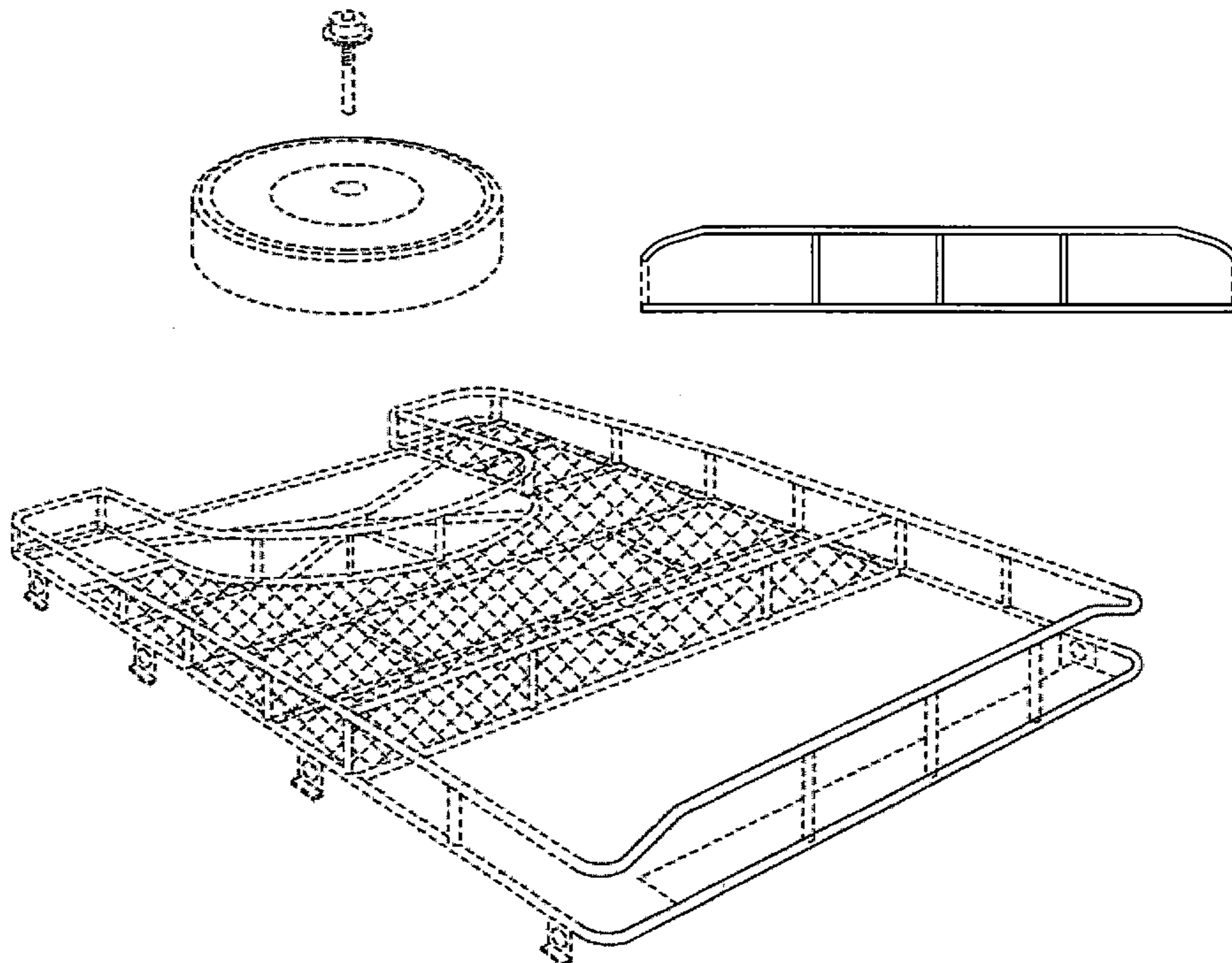
FIG. 4 is a front elevation view thereof;

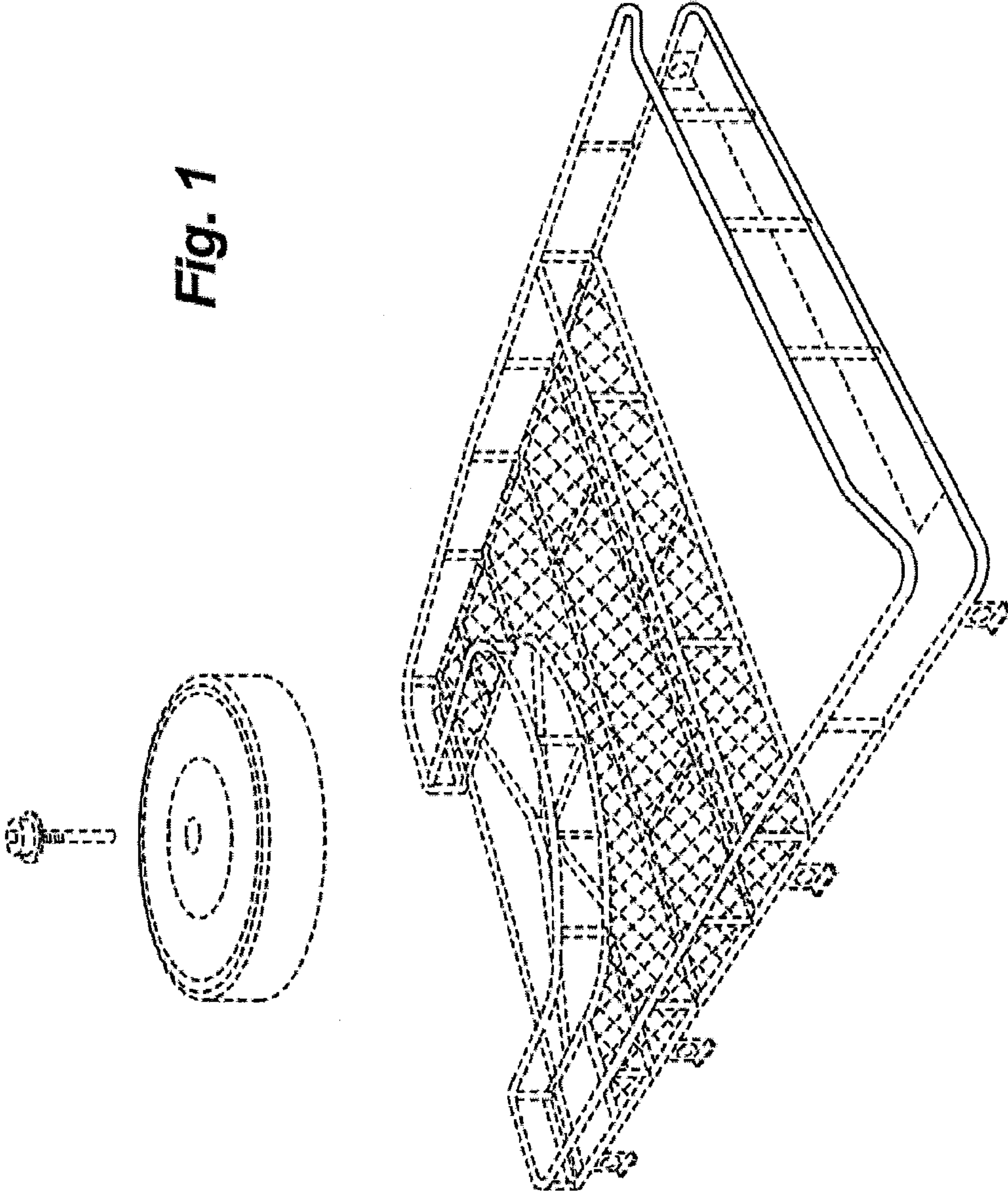
FIG. 5 is a front elevation view of an alternate embodiment of FIG. 1, the only difference being the addition of vertical support bars; and,

FIG. 6 is a front elevation view of an alternate embodiment of FIG. 1, the only difference being the addition of vertical support bars.

The broken lines depict unclaimed environmental subject matter.

1 Claim, 2 Drawing Sheets





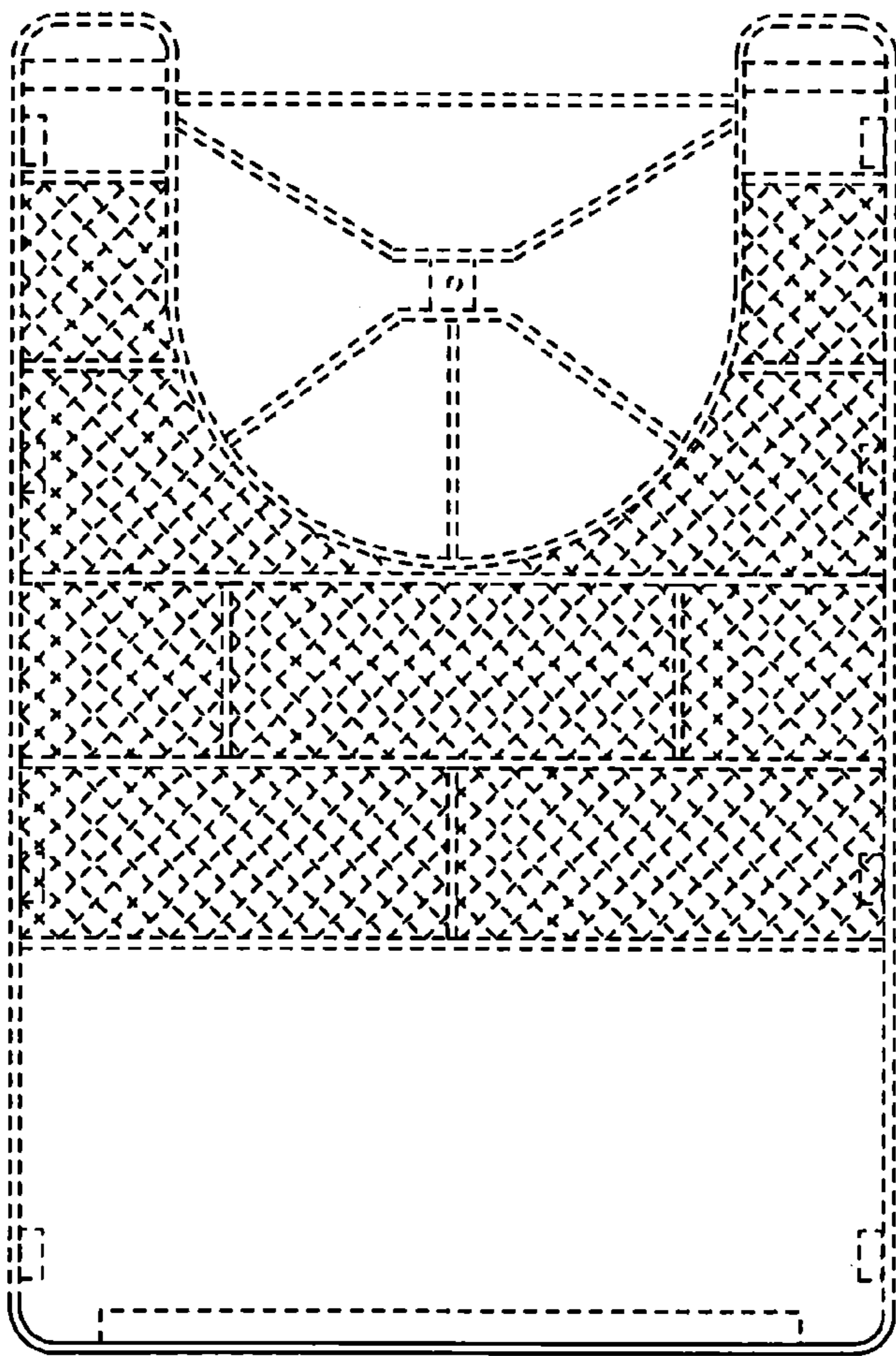


Fig. 2




Fig. 3

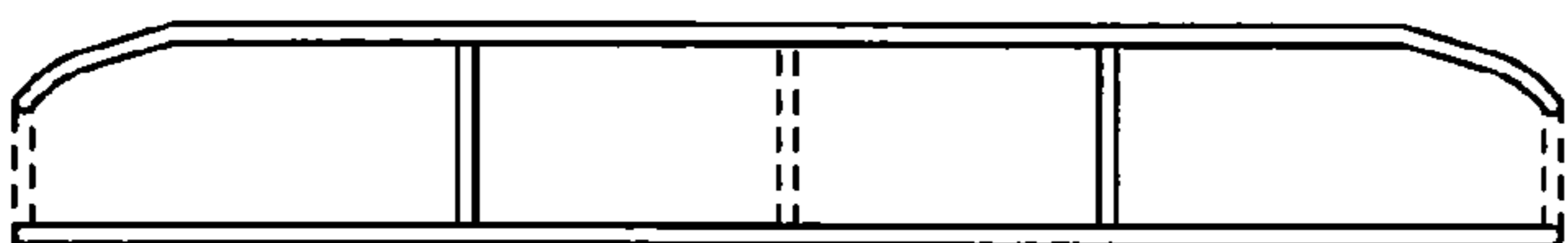


Fig. 6

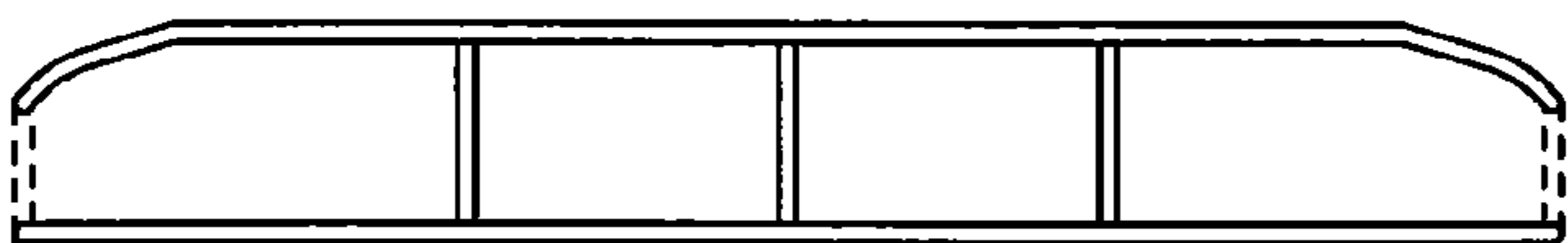


Fig. 5



Fig. 4