



US00D578938S

(12) **United States Design Patent**
Walter et al.

(10) **Patent No.:** **US D578,938 S**
(45) **Date of Patent:** **** Oct. 21, 2008**

(54) **VEHICLE UPPER GRILLE**

(75) Inventors: **Christopher George Walter**, Walled Lake, WI (US); **Solomon H. Song**, Farmington Hills, MI (US); **Darrell Paul Behmer**, Novi, MI (US); **Moray Stuart Callum**, Ann Arbor, MI (US)

(73) Assignee: **Ford Motor Company**, Dearborn, MI (US)

(**) Term: **14 Years**

(21) Appl. No.: **29/295,967**

(22) Filed: **Oct. 11, 2007**

(51) **LOC (8) Cl.** **12-16**

(52) **U.S. Cl.** **D12/163**

(58) **Field of Classification Search** D12/163,
D12/171, 196, 216, 90-92, 86; 180/68.1,
180/68.6; 296/193.11

See application file for complete search history.

(56) **References Cited**

U.S. PATENT DOCUMENTS

D523,791 S *	6/2006	Pfeiffer	D12/163
D539,196 S *	3/2007	Pfeiffer	D12/163
D545,728 S	7/2007	Golden		
D557,183 S *	12/2007	Beigel et al.	D12/164
D561,653 S *	2/2008	Platto et al.	D12/163
D562,193 S *	2/2008	Platto et al.	D12/163
D566,015 S *	4/2008	Beigel et al.	D12/163

OTHER PUBLICATIONS

Detroit Auto Show: A conversation with Peter Horbury, Detroit 2007, <http://www.autoblog.com> (18 pages).
Lincoln Concept MKR, Detroit 2007 (4 pages).
Popular Mechanics, Lincoln MKS, Town Car Successor, May 21, 2007 <http://www.popularmechanics.com> (1 page).

Winding Road, Spied: Lincoln MKS Sedan, Apr. 18, 2007 <http://news.windingroad.com> (2 pages).

Lincoln Concept Zephyr, Detroit 2005 (4 pages).

Lincoln Concept MKS, Detroit 2006 (4 pages).

Lincoln MKZ AWD (P) 4dr Sedan, New York 2007 (4 pages).

* cited by examiner

Primary Examiner—Melody N Brown

(74) *Attorney, Agent, or Firm*—Damian Procari

(57) **CLAIM**

The ornamental design for a vehicle upper grille, as shown and described.

DESCRIPTION

FIG. 1 is a front elevational view of a vehicle upper grille showing our new design;

FIG. 2 is a left side elevational view of the vehicle upper grille;

FIG. 3 is a right side elevational view of the vehicle upper grille;

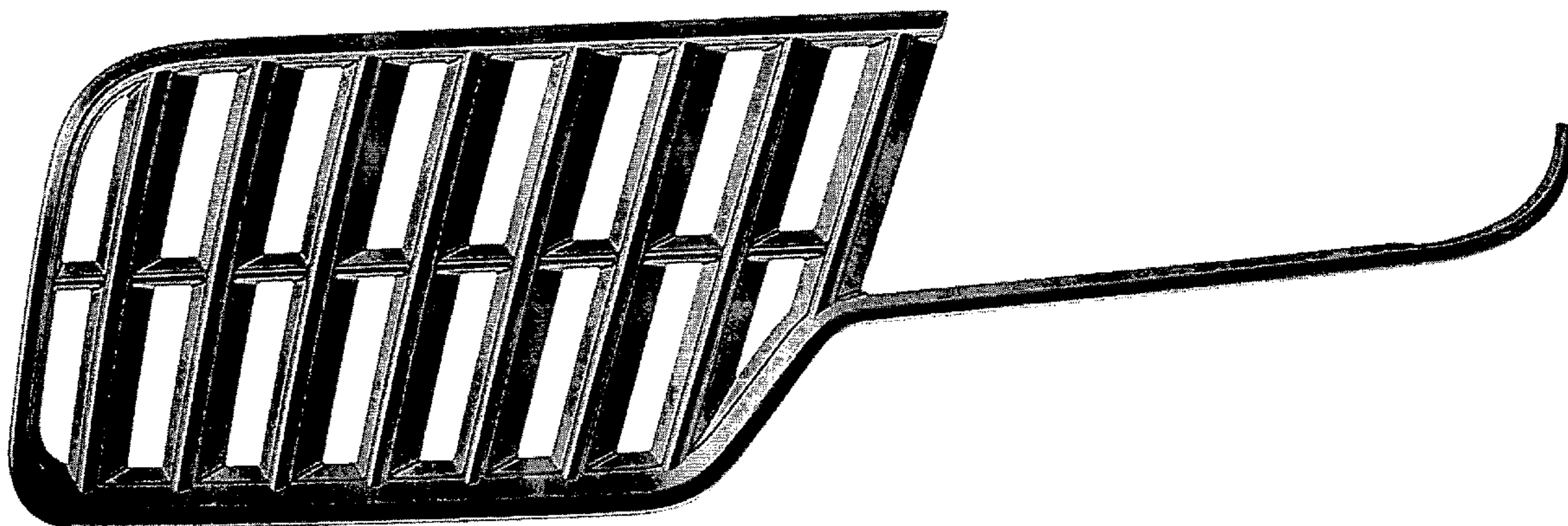
FIG. 4 is a top plan view of the vehicle upper grille;

FIG. 5 is a bottom plan view of the vehicle upper grille; and,

FIG. 6 is a rear elevational view of the vehicle upper grille.

To the extent that any feature lines are illustrated, they are intended to illustrate the crest and valley of the feature and are not necessarily sharp bends in the part. Shading is used to illustrate the curvature of the part and not color. Areas shown in or sounded by broken lines are not claimed. Any functional features of the vehicle upper grille are not claimed. Views are orthogonal projections unless otherwise noted. The various views are not necessarily to scale in order to better illustrate the design.

1 Claim, 6 Drawing Sheets



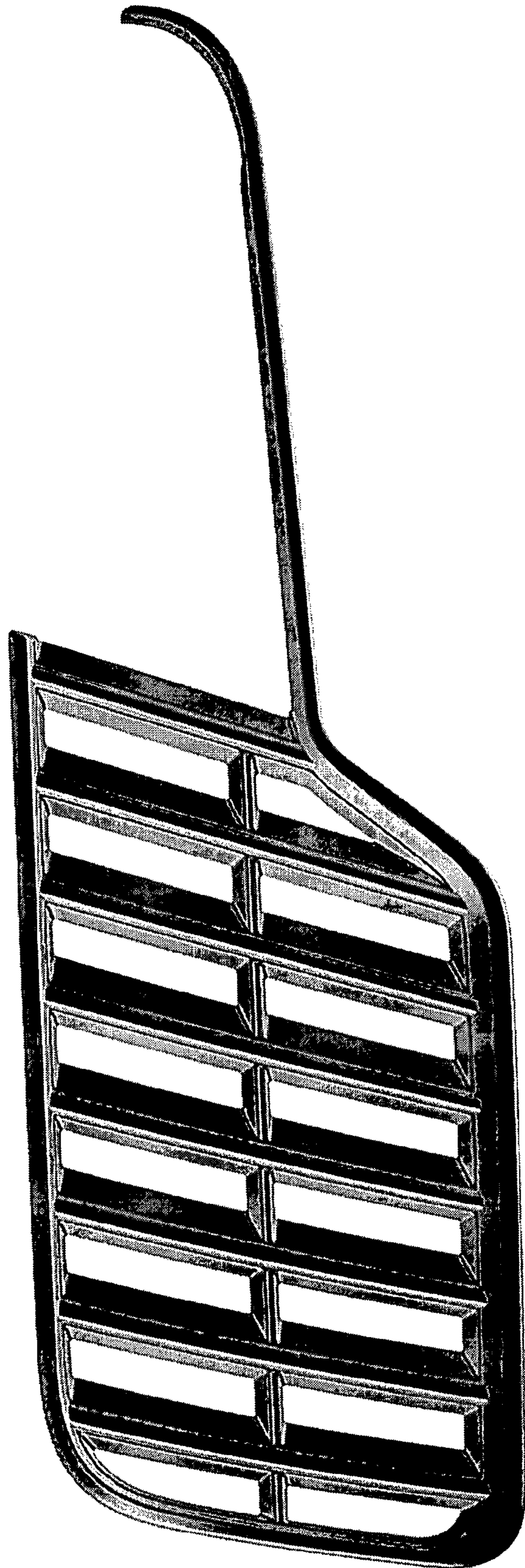


Figure 1

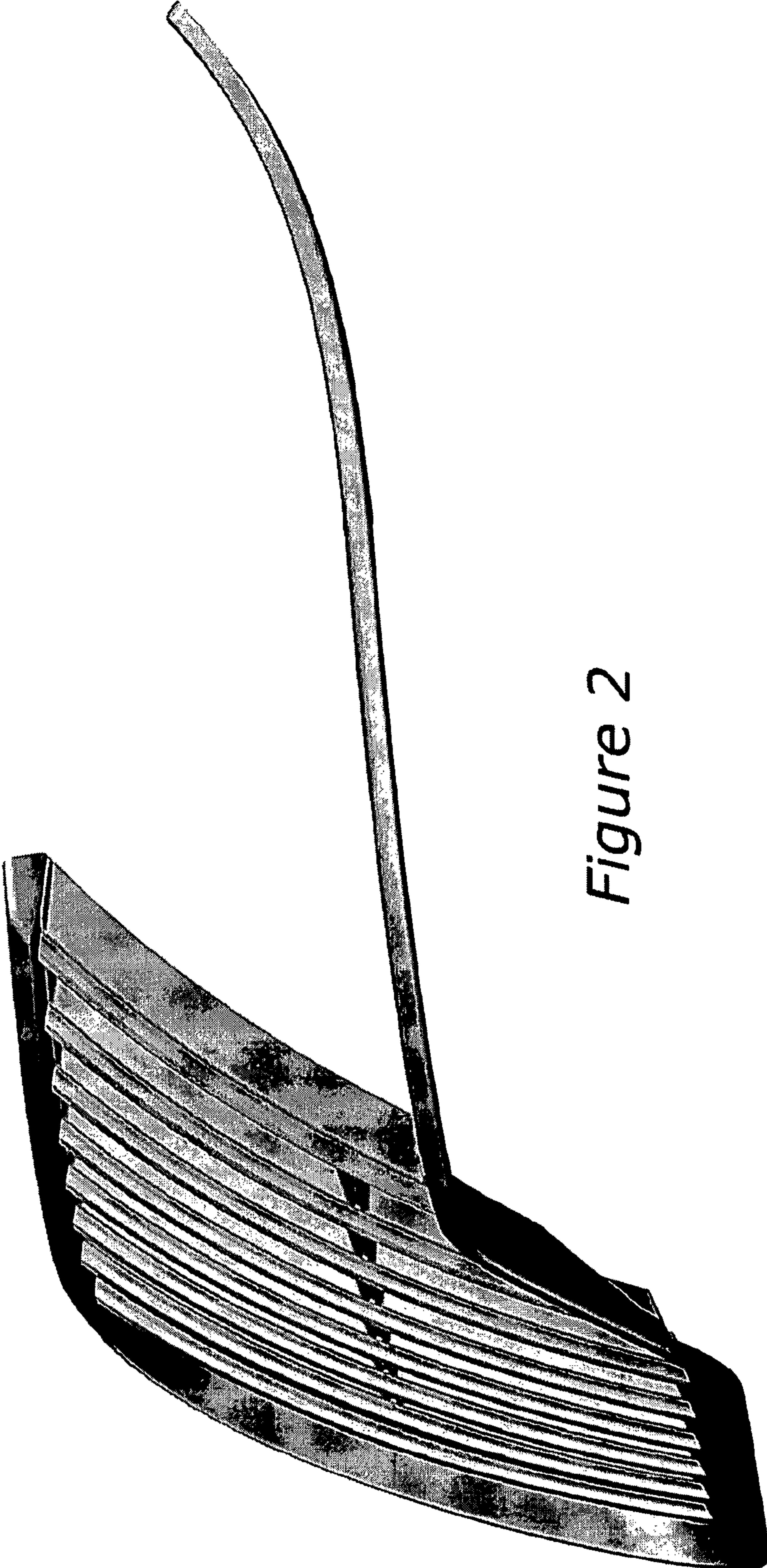


Figure 2

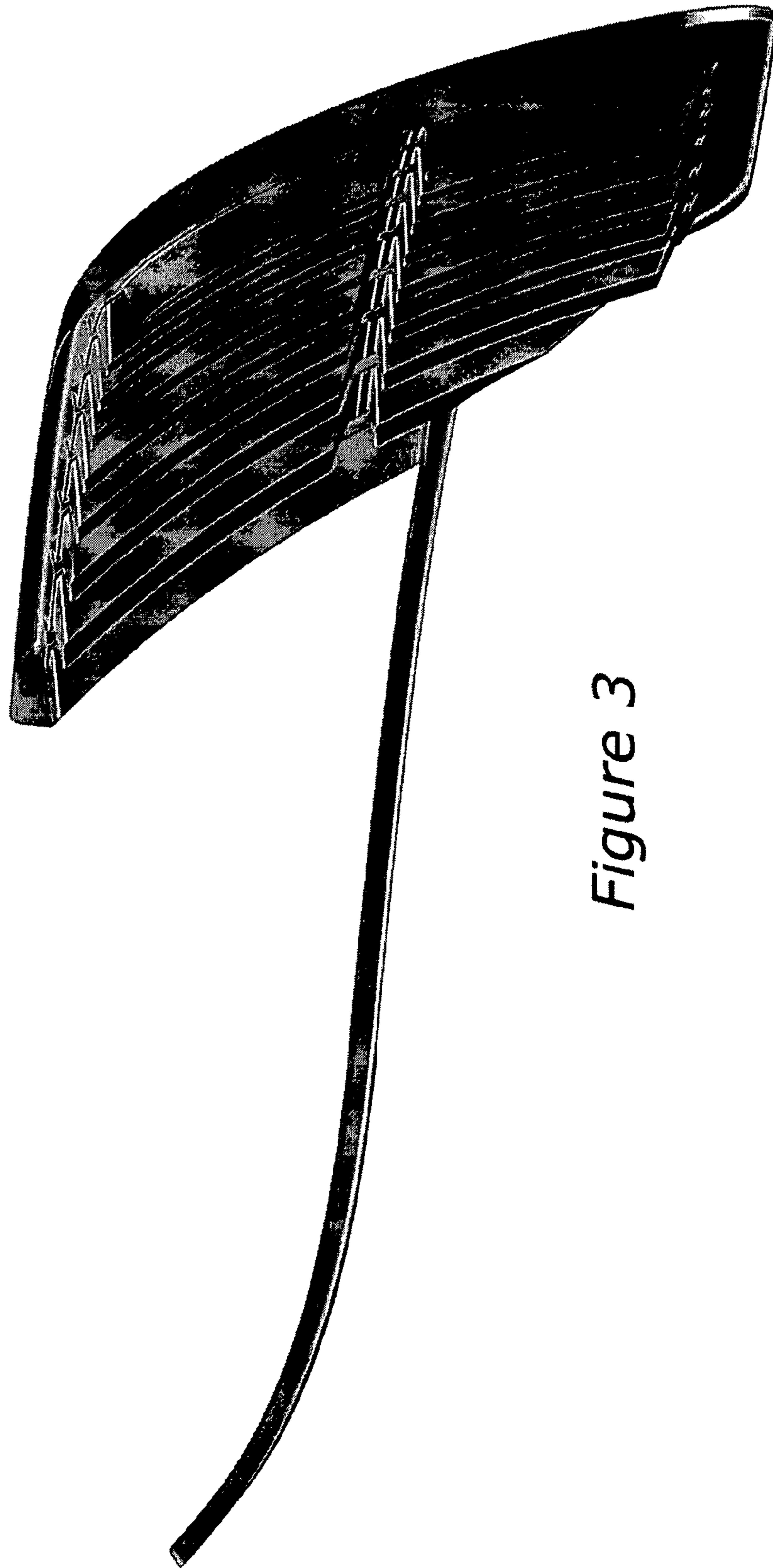


Figure 3




Figure 4




Figure 5

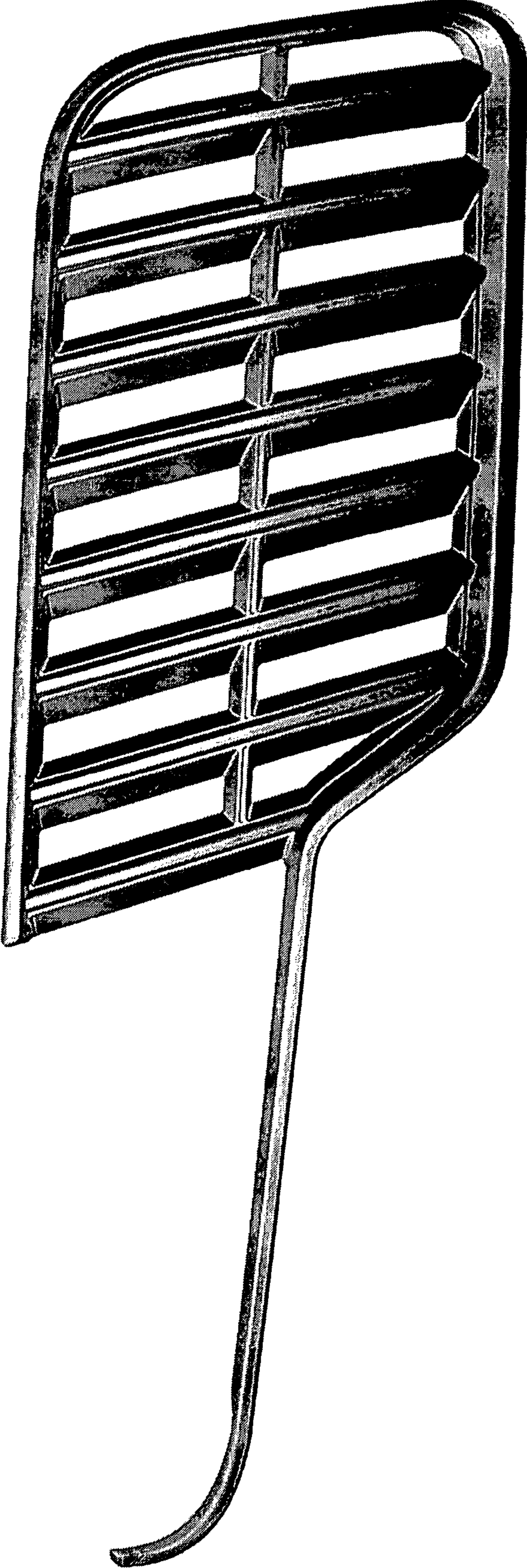


Figure 6