

US00D578932S

(12) **United States Design Patent**
Yoshiguchi

(10) **Patent No.:** **US D578,932 S**

(45) **Date of Patent:** **** Oct. 21, 2008**

(54) **CORD END FOR ZIPPER PULL**

(75) Inventor: **Manabu Yoshiguchi**, Kamakura (JP)

(73) Assignee: **Nifco Inc.**, Yokohama-Shi, Kanagawa (JP)

(**) Term: **14 Years**

(21) Appl. No.: **29/287,285**

(22) Filed: **Jul. 19, 2007**

(30) **Foreign Application Priority Data**

Jan. 24, 2007 (JP) 2007-001253

(51) **LOC (8) Cl.** **02-07**

(52) **U.S. Cl.** **D11/221**

(58) **Field of Classification Search** D11/200,
D11/201, 221; 24/381–383, 385, 387, 414–415,
24/418–419, 421, 427–431, 433; 2/265;
D8/383

See application file for complete search history.

(56) **References Cited**

U.S. PATENT DOCUMENTS

D297,304 S * 8/1988 Ito et al. D8/383
D308,282 S * 6/1990 Bergman et al. D2/978
D310,166 S * 8/1990 Fildan D8/383
D355,147 S * 2/1995 Frano D11/221
6,058,578 A * 5/2000 Lan 24/429

D436,556 S * 1/2001 Pontaoe D11/221
D449,251 S * 10/2001 Chung D11/221
6,415,482 B1 * 7/2002 Pontaoe 24/429
D551,067 S * 9/2007 Kawamura D8/383
D558,090 S * 12/2007 Yang D11/221
D559,668 S * 1/2008 Yoshie et al. D8/383
D567,642 S * 4/2008 Tamura et al. D8/383

* cited by examiner

Primary Examiner—R. Seifert

(74) *Attorney, Agent, or Firm*—Manabu Kanesaka

(57) **CLAIM**

The ornamental design for a cord end for zipper pull, as shown and described.

DESCRIPTION

FIG. 1 is a perspective view of a cord end for zipper pull showing my new design;

FIG. 2 is a front view thereof, a rear view being the same as the front view;

FIG. 3 is a right side view thereof, a left side view being the same as the right side view;

FIG. 4 is a plan view thereof;

FIG. 5 is a bottom view thereof; and,

FIG. 6 is a sectional view thereof taken along line 6—6 in FIG. 2.

1 Claim, 2 Drawing Sheets

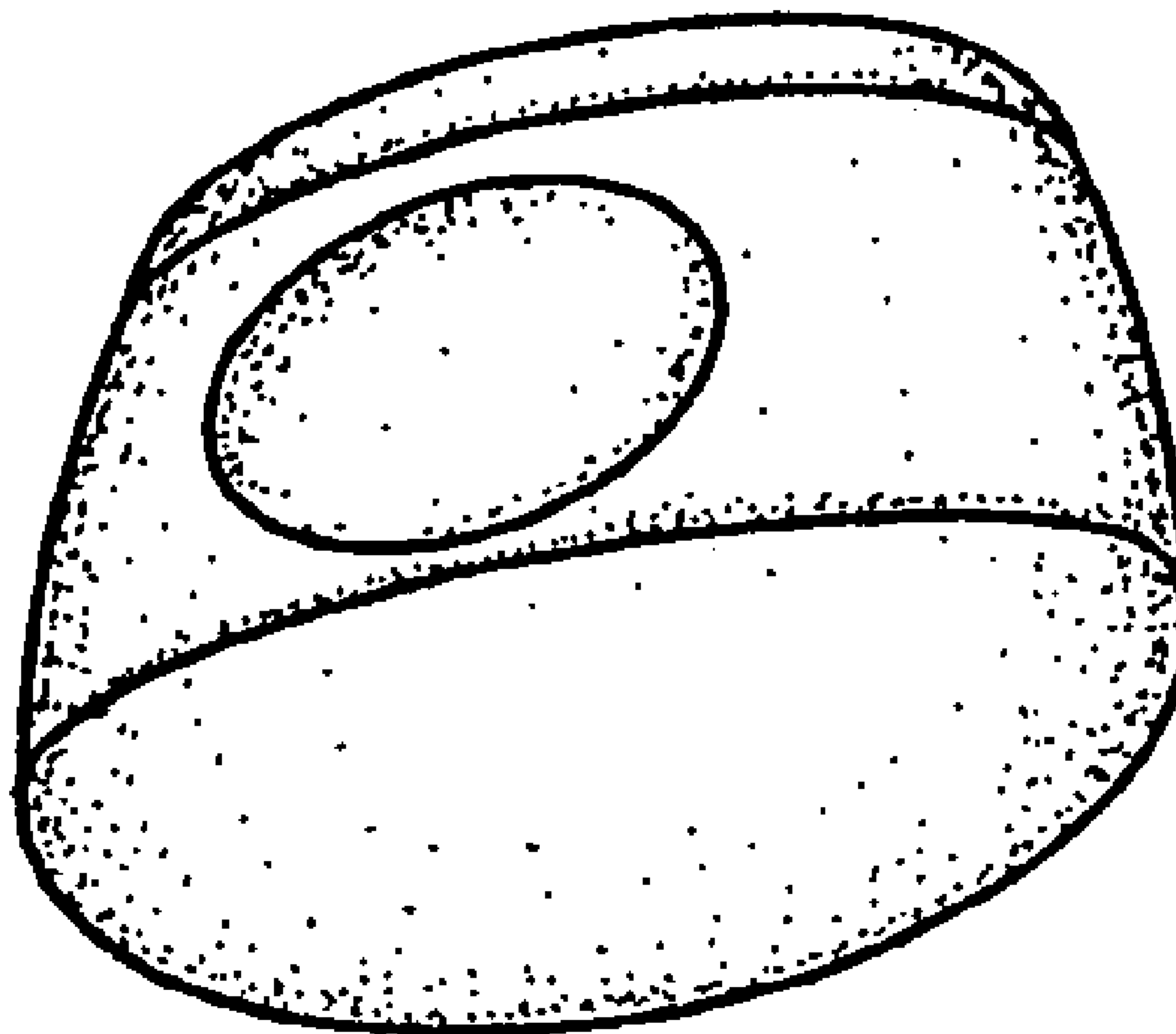


Fig. 1

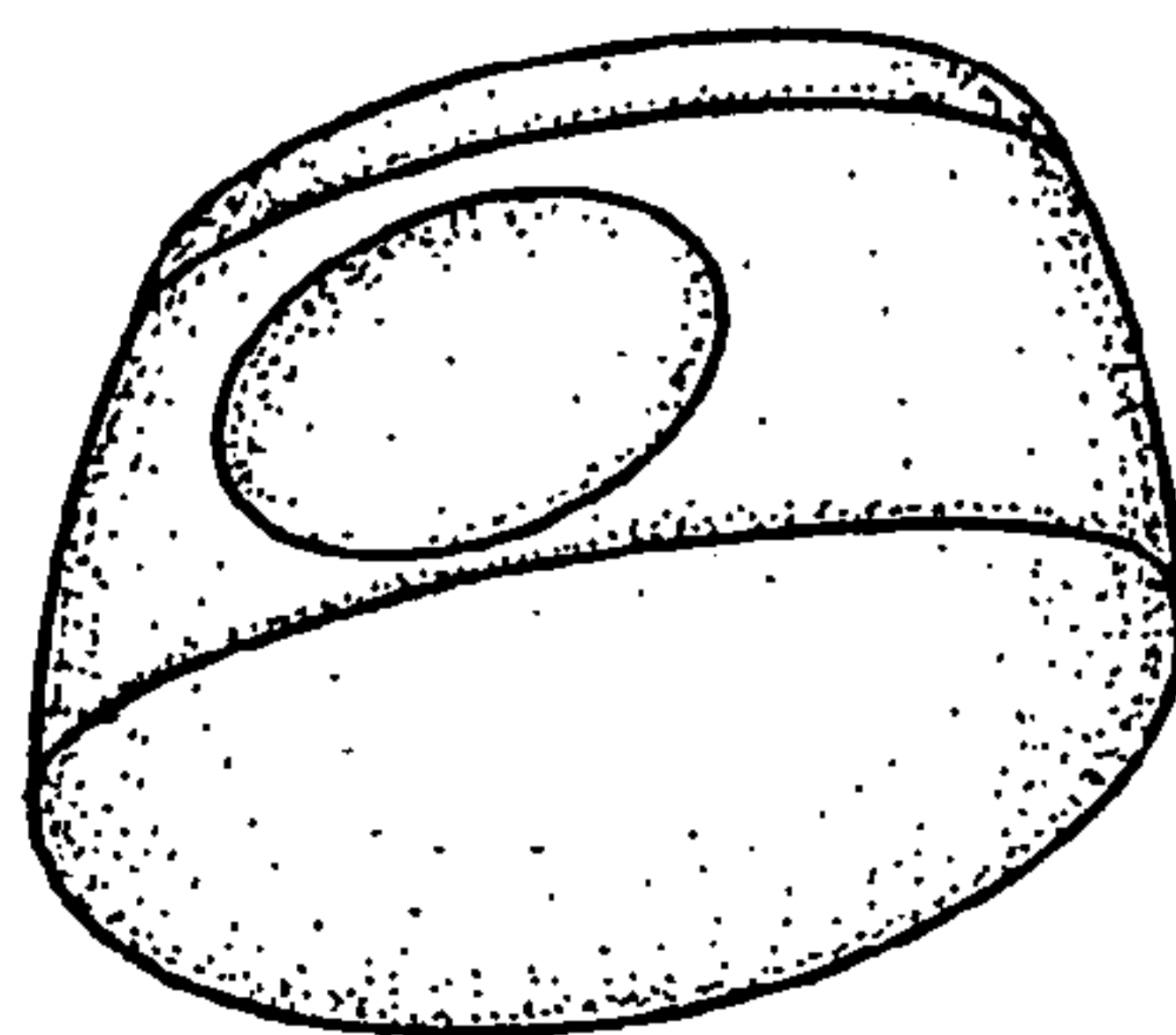


Fig. 2

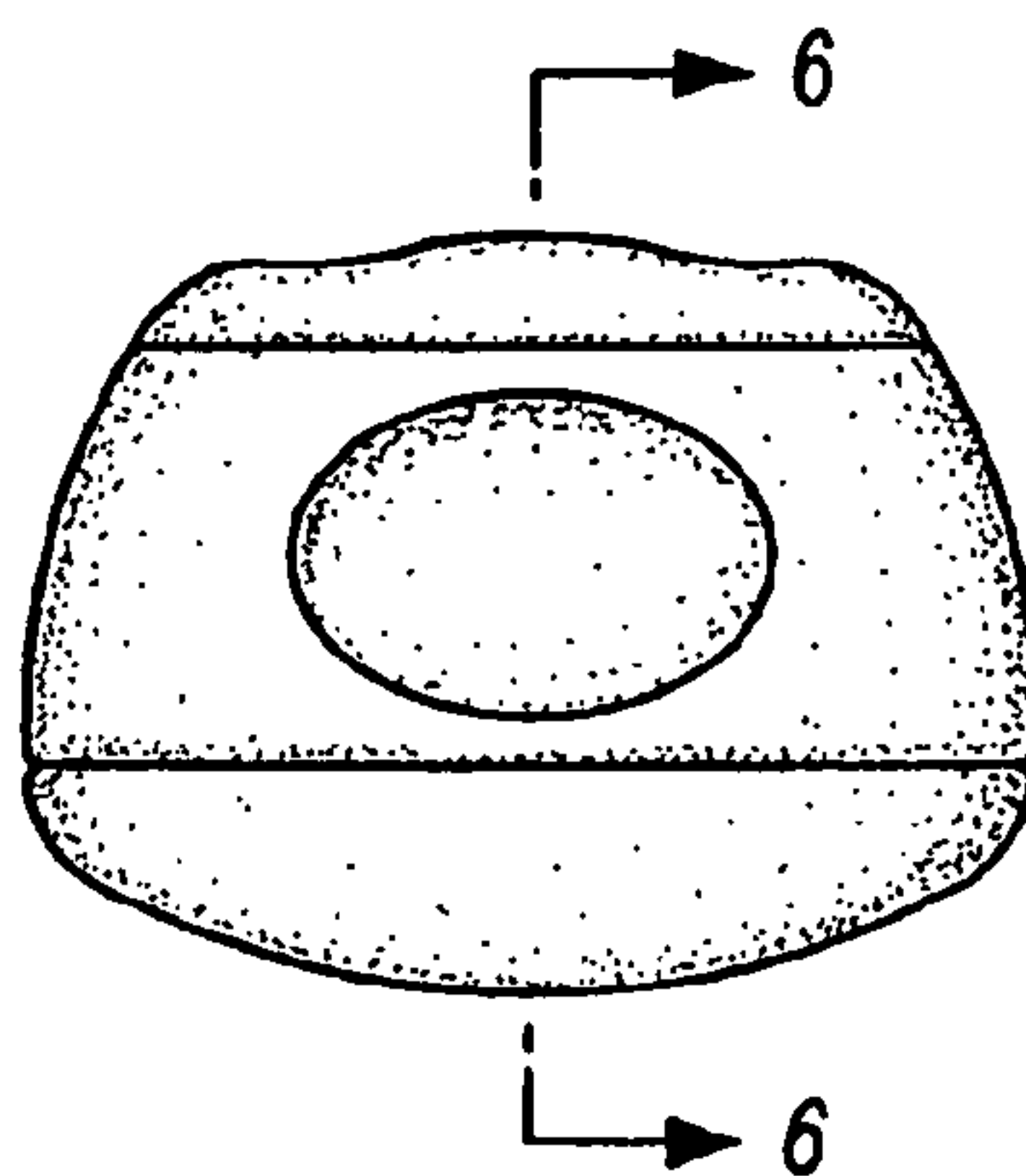


Fig. 3




Fig. 4

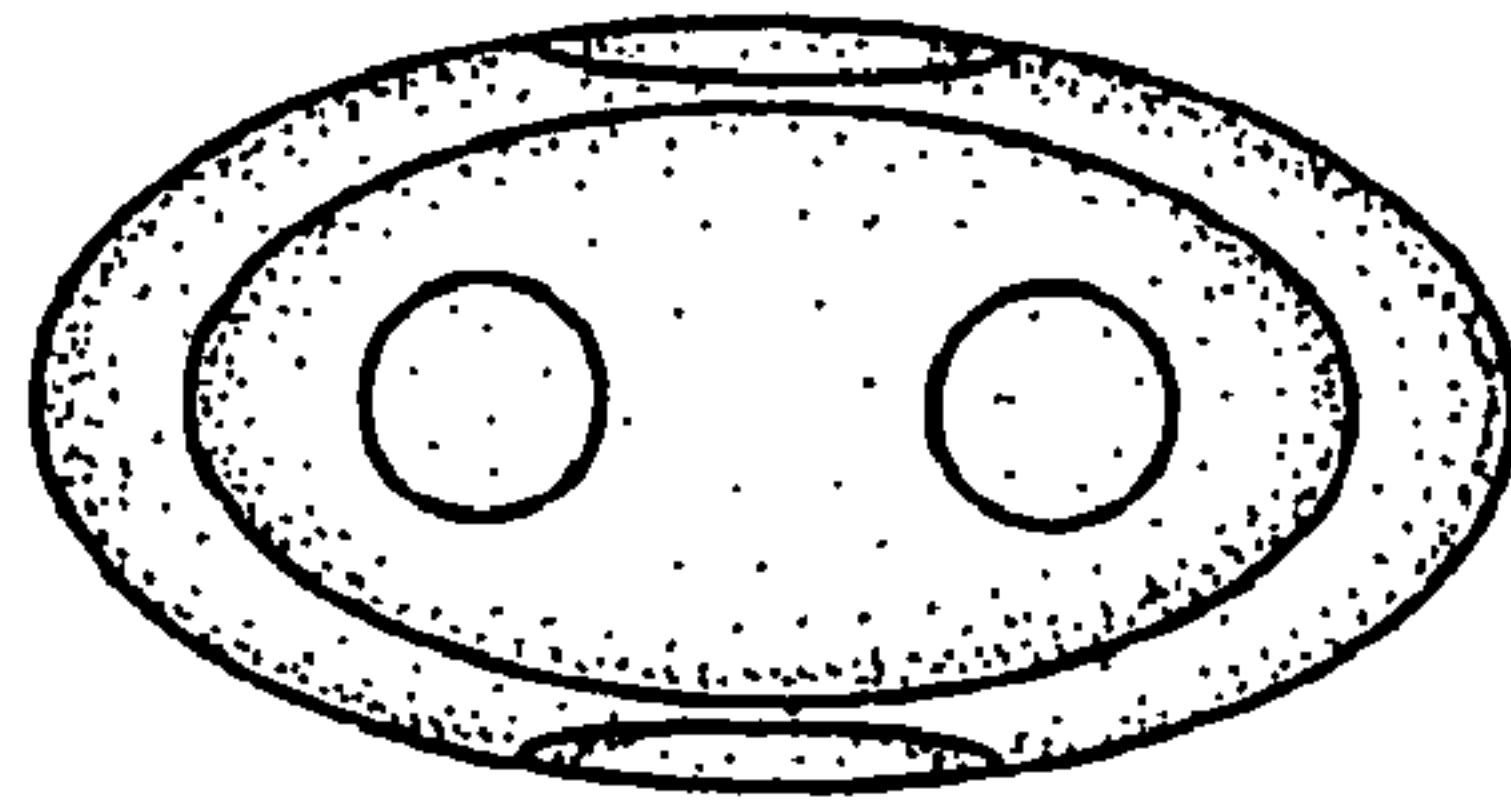


Fig. 5

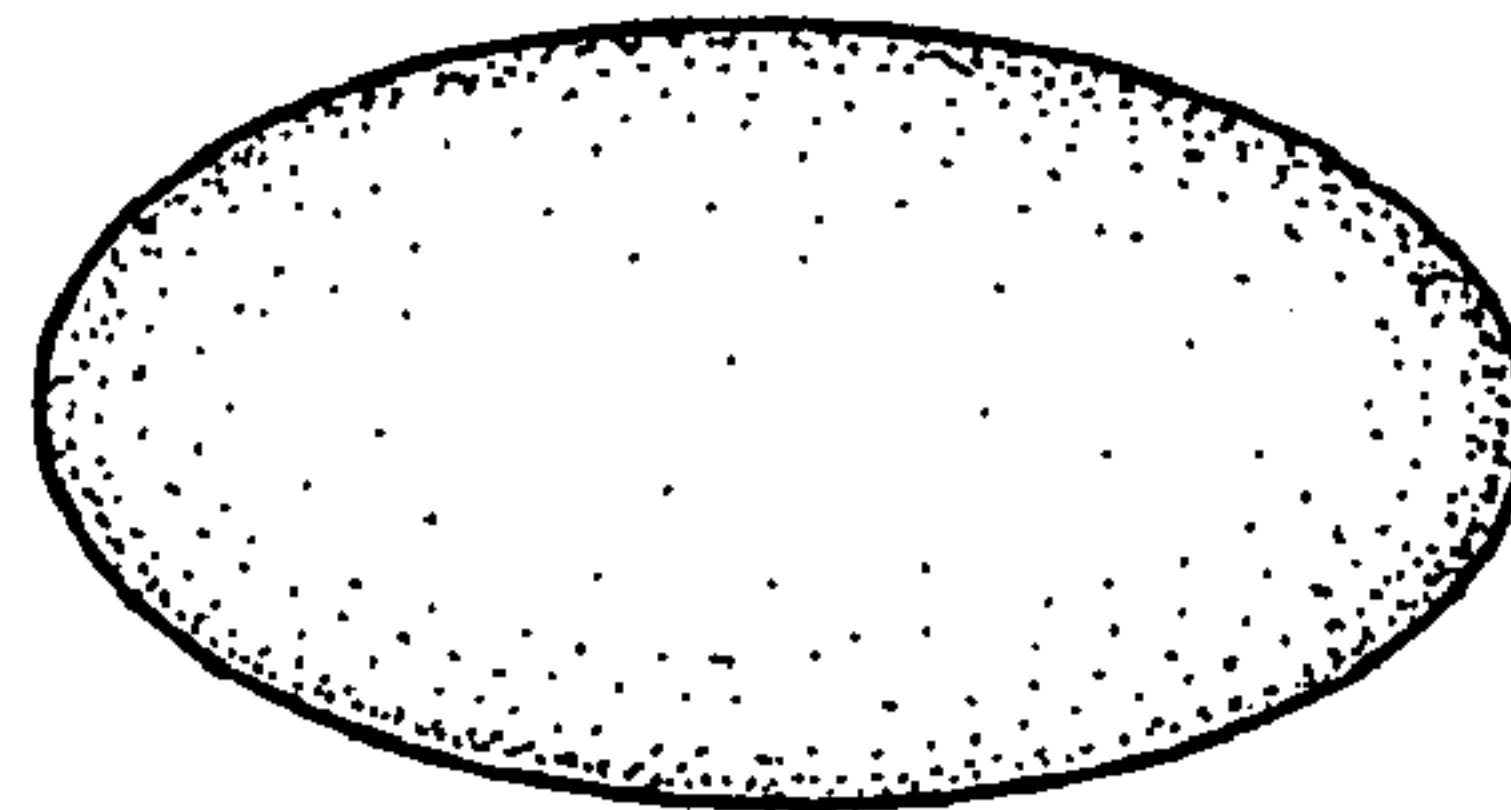


Fig. 6

