



US00D578928S

(12) **United States Design Patent**
White

(10) **Patent No.:** **US D578,928 S**

(45) **Date of Patent:** **** Oct. 21, 2008**

(54) **PLANTER**

(75) Inventor: **Scott White**, Toronto (CA)

(73) Assignee: **CTI International Limited**, Toronto,
Ontario (CA)

(**) Term: **14 Years**

(21) Appl. No.: **29/290,722**

(22) Filed: **Jan. 7, 2008**

(51) **LOC (8) Cl.** **11-02**

(52) **U.S. Cl.** **D11/152**

(58) **Field of Classification Search** D6/403,
D6/556; D11/143-156, 164; D19/77, 81,
D19/84; D23/355, 366; D26/9, 20, 22; D34/1-11;
D99/5, 19; 47/32.7, 39, 41.01, 41.1, 41.12-41.15,
47/65.5, 66.1, 66.6, 66.7, 71

See application file for complete search history.

(56) **References Cited**

U.S. PATENT DOCUMENTS

- D60,070 S * 12/1921 Sutton D34/1
- D102,006 S * 11/1936 Ritzenthaler D11/152
- D193,072 S * 6/1962 Betnar D34/5
- D207,330 S * 4/1967 Culpitt D7/564

- D410,757 S * 6/1999 Clark D26/23
- D453,124 S * 1/2002 Ratnaayake D11/153
- D456,306 S * 4/2002 Master D11/151
- D459,270 S * 6/2002 Kumar D11/156
- D543,326 S * 5/2007 Dretzka D34/1

* cited by examiner

Primary Examiner—Caron D. Veynar

Assistant Examiner—Garth Rademaker

(74) *Attorney, Agent, or Firm*—Riches, McKenzie & Herbert
LLP

(57) **CLAIM**

I claim the ornamental design for a planter, as shown and described.

DESCRIPTION

FIG. 1 is a perspective view of a planter, showing my new design;

FIG. 2 is a top plan view thereof;

FIG. 3 is a bottom plan view thereof;

FIG. 4 is a left side elevation view thereof, the right side elevation view being identical thereto; and,

FIG. 5 is a front elevation view thereof, the rear elevation view being identical thereto.

1 Claim, 3 Drawing Sheets




FIGURE 1




FIGURE 2

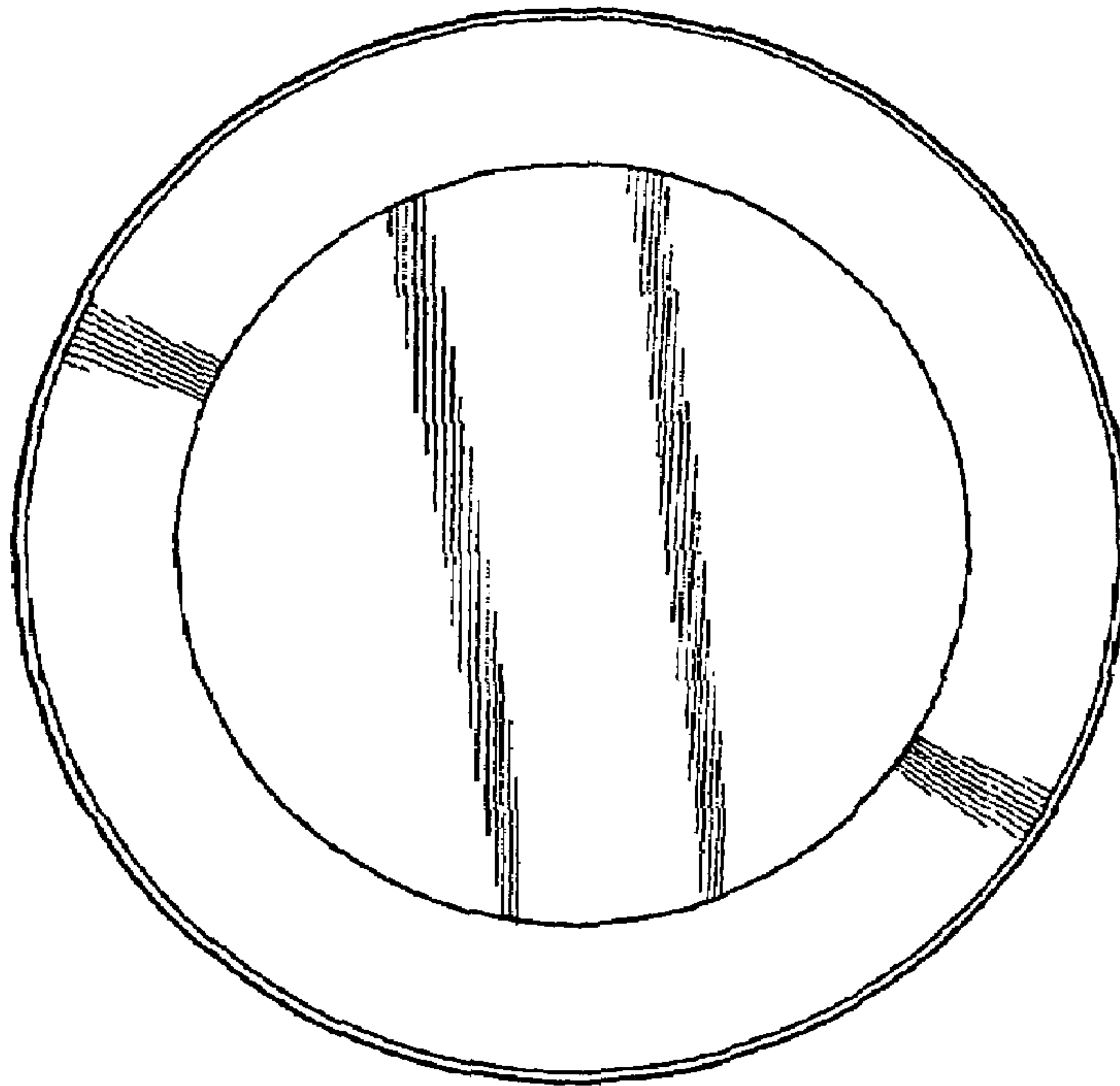


FIGURE 3




FIGURE 4




FIGURE 5

