



US00D578923S

(12) **United States Design Patent**
Nisguretsky

(10) **Patent No.:** **US D578,923 S**

(45) **Date of Patent:** **** Oct. 21, 2008**

(54) **JEWELRY**

(76) Inventor: **Barry Nisguretsky**, 70 Ocean Dr., Apt.
PH2C, Brooklyn, NY (US) 11235

(**) Term: **14 Years**

(21) Appl. No.: **29/282,110**

(22) Filed: **Jul. 11, 2007**

D513,712 S	1/2006	Koren	
D522,902 S	6/2006	Kaplan	
D523,370 S	6/2006	Yurman	
D530,641 S	10/2006	Rota	
D542,692 S *	5/2007	Sabet D11/34
D542,693 S *	5/2007	Sabet D11/34
D547,688 S *	7/2007	Sabet D11/34
2006/0144083 A1	7/2006	Layton	
2006/0254313 A1	11/2006	Koren	

Related U.S. Application Data

(63) Continuation-in-part of application No. 11/623,433,
filed on Jan. 16, 2007.

(51) **LOC (8) Cl.** **11-01**

(52) **U.S. Cl.** **D11/26**

(58) **Field of Classification Search** D11/3,
D11/26-39, 89-91; 63/15, 15.1-15.4, 15.45,
63/15.5, 15.6, 15.65, 15.7, 15.8, 26-28; D24/143,
D24/105; D20/11; D25/119, 121; D12/209;
128/842-844; 600/15, 9, 1.5, 38, 39, 40
See application file for complete search history.

(56) **References Cited**

U.S. PATENT DOCUMENTS

802,267 A	10/1905	Chaurnet	
D181,606 S *	12/1957	Reid D25/152
3,901,045 A	8/1975	Ballester	
4,043,145 A	8/1977	Chervin	
D252,384 S *	7/1979	Arakaki D11/38
4,215,556 A	8/1980	Mroz	
4,245,485 A	1/1981	Bushong	
4,317,264 A	3/1982	Bogner et al.	
4,351,166 A	9/1982	Belin	
4,538,430 A	9/1985	Parks	
D298,422 S *	11/1988	Messa D11/34
D301,121 S *	5/1989	Messa D11/34
D439,190 S	3/2001	Itzkowitz	
6,348,033 B1 *	2/2002	Catlett 600/15
D478,170 S *	8/2003	Catlett D24/143
D490,740 S	6/2004	Pluchenik	
6,748,764 B1	6/2004	Roemer	

FOREIGN PATENT DOCUMENTS

CH	695205	1/2006
GB	2405345	3/2005
JP	2004154466	6/2004
JP	2004248843	9/2004
JP	2006167041	6/2006
WO	199621374	7/1996
WO	2006116425	11/2006

* cited by examiner

Primary Examiner—Ian Simmons

Assistant Examiner—Melanie Levy

(74) *Attorney, Agent, or Firm*—Dorsey & Whitney, LLP

(57) **CLAIM**

The ornamental design for a jewelry, as shown and described.


DESCRIPTION

FIG. 1 is a perspective view of jewelry, showing my new design; and,

FIG. 2 is a front view thereof.

The broken lines are provided for illustrative purposes only, and form no part of the claimed design. In addition, the portions of the jewelry that are not shown in the drawing do not form any part of the claimed design. The claimed designed is directed to one or more edges of the jewelry, and not to any hole or interior surface thereof. Further, the dot-dash broken lines inside the circular elements represent boundaries of the claimed design, and form no part thereof.

1 Claim, 2 Drawing Sheets






FIG. 1




FIG. 2