



US00D578915S

(12) **United States Design Patent**
Wright

(10) **Patent No.:** **US D578,915 S**
(45) **Date of Patent:** **** Oct. 21, 2008**

(54) **BODY COMPOSITION METER**

(75) Inventor: **Matthew Wright**, Cambridge (GB)

(73) Assignee: **Tanita Corporation**, Tokyo (JP)

(**) Term: **14 Years**

(21) Appl. No.: **29/294,226**

(22) Filed: **Dec. 28, 2007**

(30) **Foreign Application Priority Data**

Jul. 3, 2007 (JP) 2007-017969

(51) **LOC (8) Cl.** **10-04**

(52) **U.S. Cl.** **D10/92**

(58) **Field of Classification Search** D10/92;
177/25.12–25.18, 238–245, 177, 126.1, 181,
177/210 R, 210 C, 25, 30, 127, DIG. 3; 600/506,
600/547

See application file for complete search history.

(56) **References Cited**

U.S. PATENT DOCUMENTS

D547,219 S * 7/2007 Kajimoto et al. D10/92

* cited by examiner

Primary Examiner—Antoine D Davis

(74) *Attorney, Agent, or Firm*—Frishauf, Holtz, Goodman & Chick, P.C.

(57) **CLAIM**

The ornamental design for a body composition meter, as shown and described.

DESCRIPTION

FIG. 1 is a front, right side, bottom perspective view of a body composition meter showing my new design;

FIG. 2 is a front elevational view thereof;

FIG. 3 is a rear elevational view thereof;

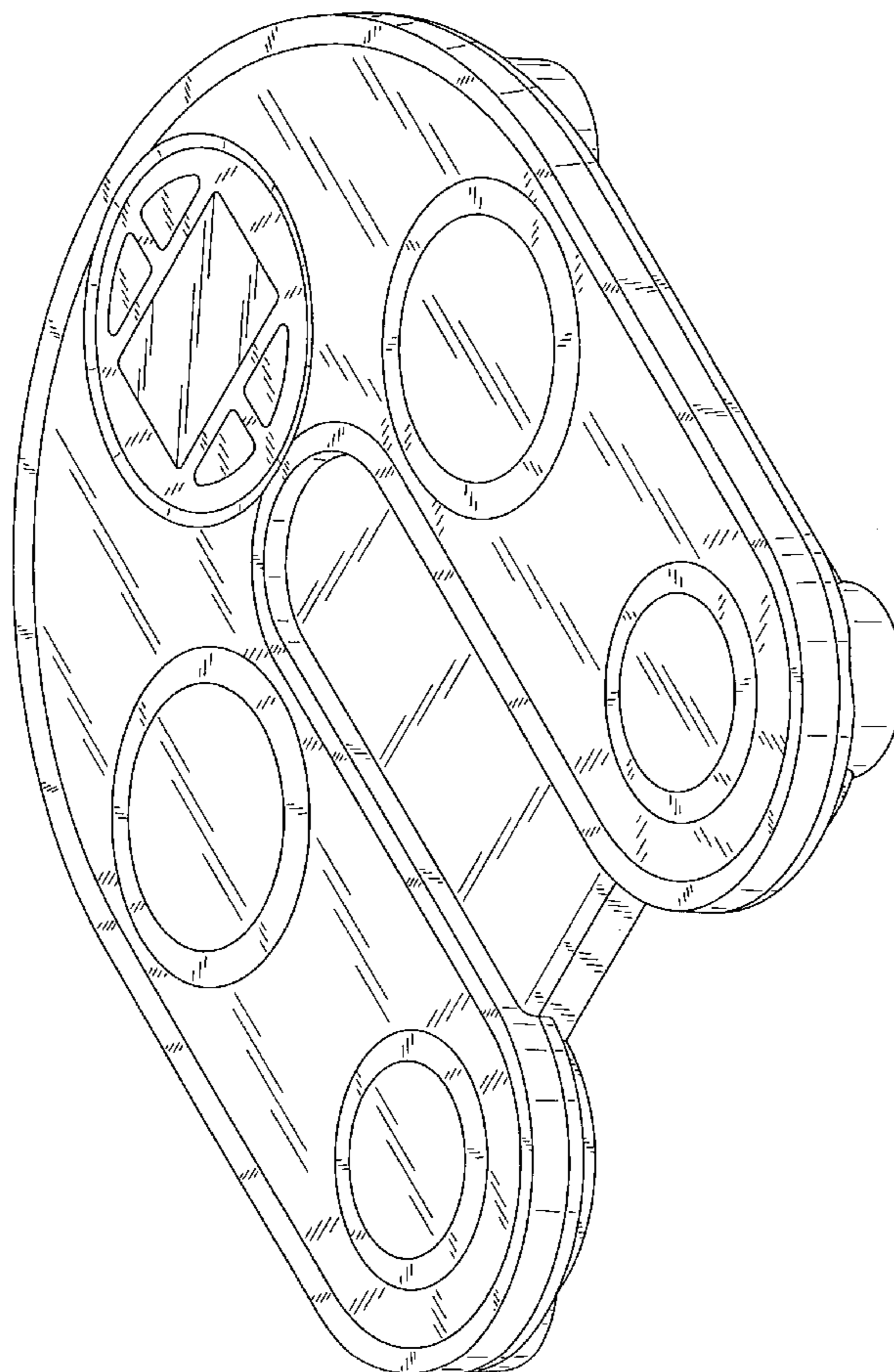
FIG. 4 is a right side view thereof, the left side view being a mirror image;

FIG. 5 is a top plan view thereof;

FIG. 6 is a bottom plan view thereof, and,

FIG. 7 is a reference front elevational view thereof, showing a state in which this article is electrified.

1 Claim, 6 Drawing Sheets



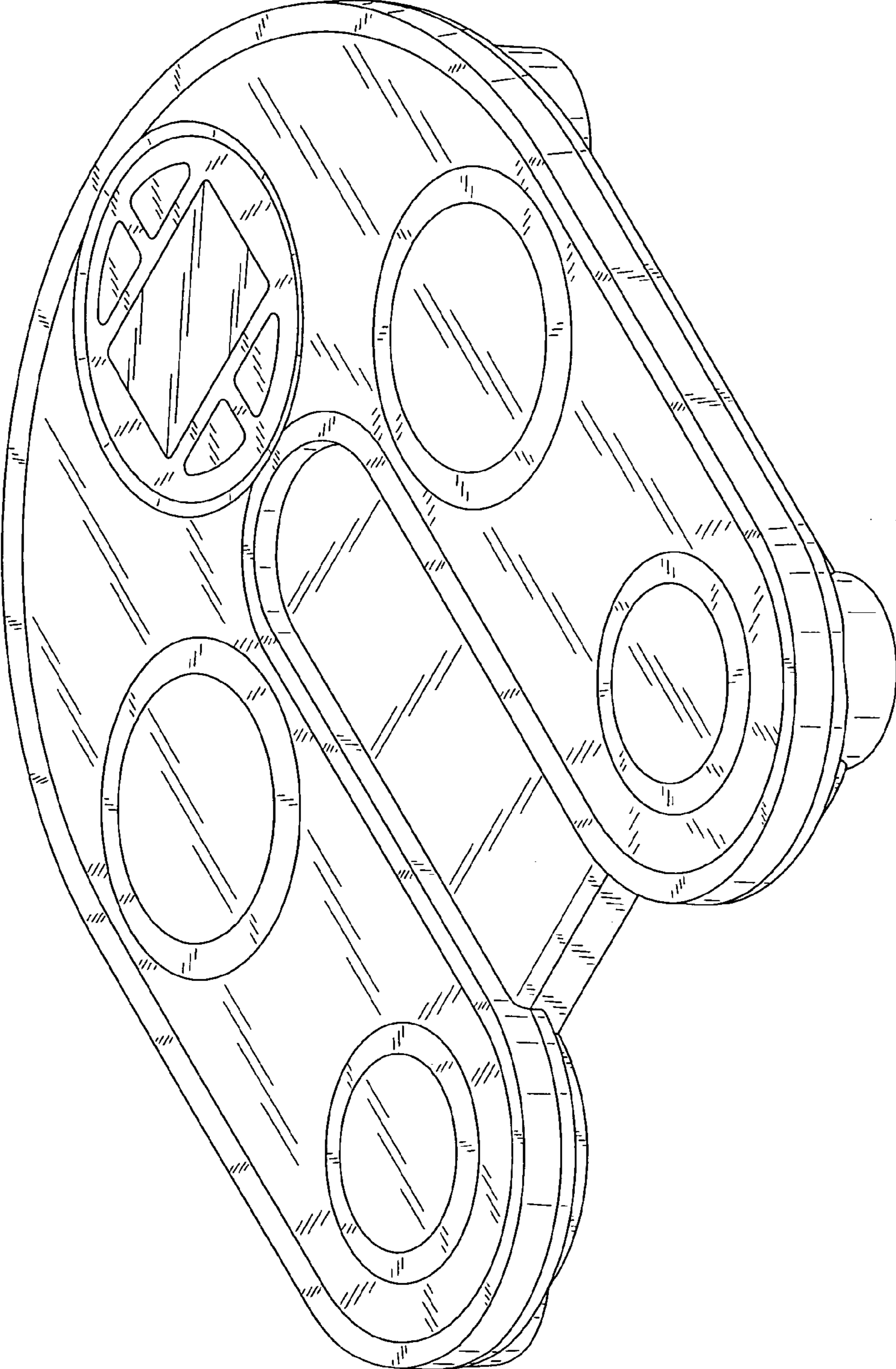


FIG. 1




FIG. 2




FIG. 3

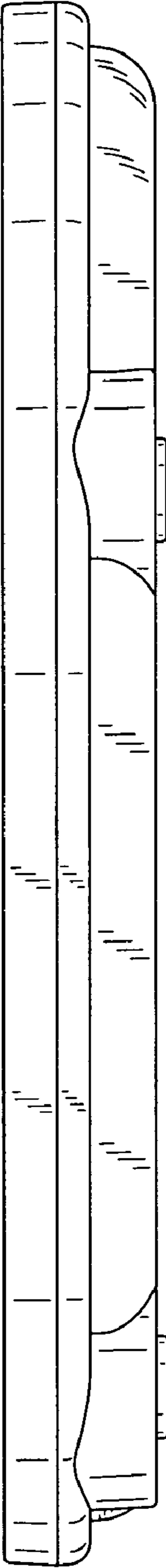


FIG. 4



FIG. 5

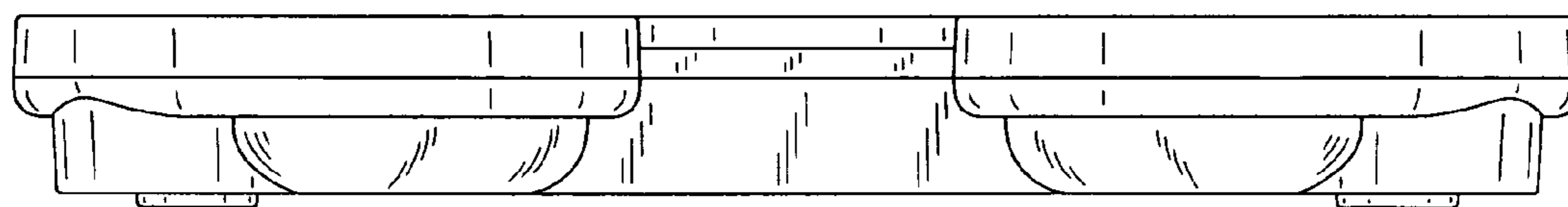


FIG. 6

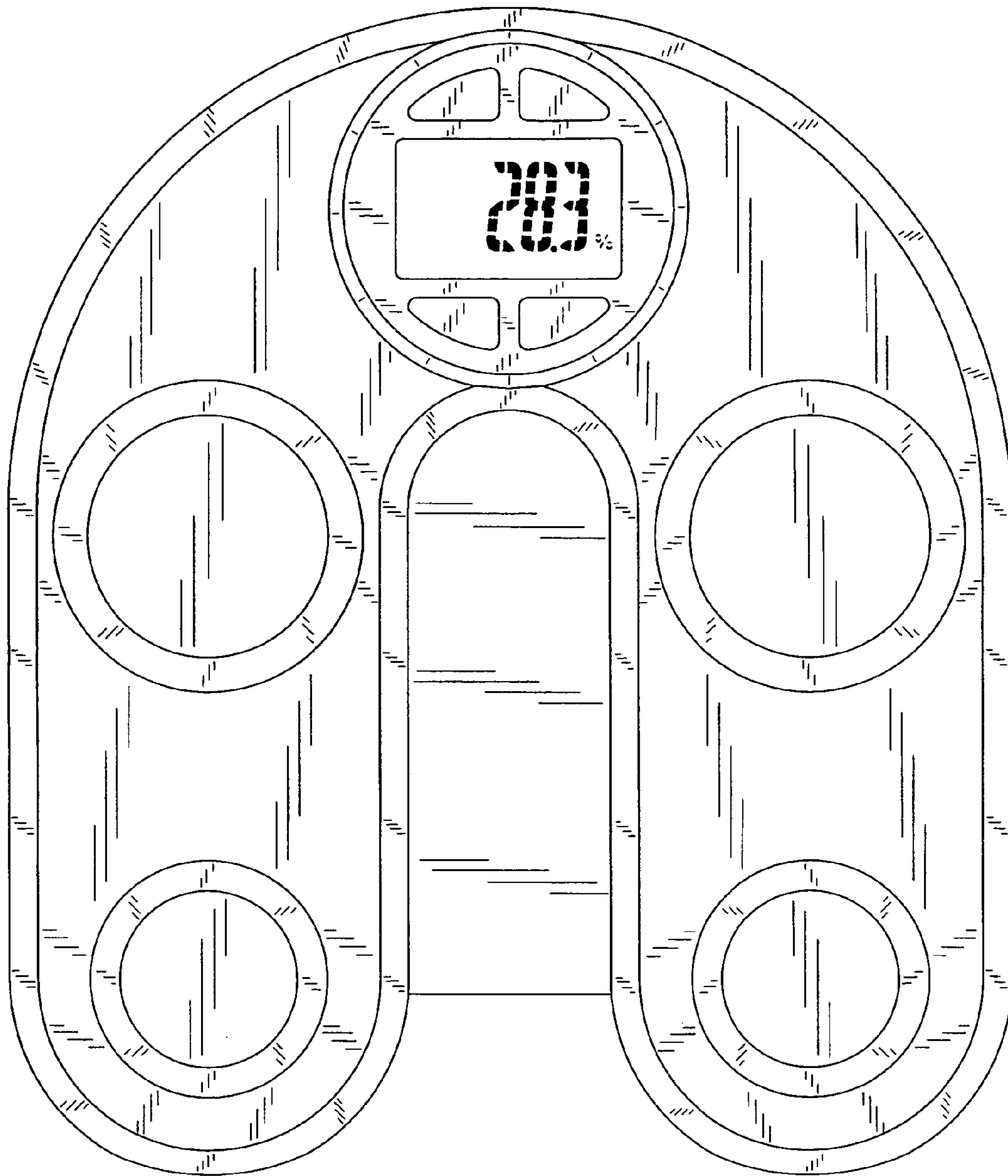


FIG. 7