



US00D578893S

(12) **United States Design Patent**
Rosinski et al.

(10) **Patent No.:** **US D578,893 S**
(45) **Date of Patent:** **** Oct. 21, 2008**

(54) **BOTTLE**

(75) Inventors: **Andrzej Rosinski**, Regera (PL); **Joanna Rosińska**, Regera (PL); **Michal Rosiński**, Regera (PL)

(73) Assignee: **Reckitt Benckiser N.V.**, Hoofddorp (NL)

(**) Term: **14 Years**

(21) Appl. No.: **29/247,908**

(22) Filed: **Jul. 19, 2006**

(51) **LOC (8) Cl.** **09-01**

(52) **U.S. Cl.** **D9/526; D9/550; D9/552; D9/652; D9/669**

(58) **Field of Classification Search** D9/652, D9/669, 682, 685, 686, 690, 691, 693, 522-526, D9/529-530, 541-544, 550, 552, 563, 565, D9/571-575; 215/381-385, 396, 398, 400
See application file for complete search history.

(56) **References Cited**

U.S. PATENT DOCUMENTS

842,218	A	*	1/1907	Marsh	215/383	X
D92,078	S	*	4/1934	Guerlain	D9/544	
D113,869	S	*	3/1939	Leach	D9/563	X
D142,778	S	*	11/1945	Genske	D9/669	
D151,028	S	*	9/1948	Blitzstein	D9/522	
D280,604	S	*	9/1985	Johnson et al.	D9/574	
D310,026	S	*	8/1990	Verebelyi	D9/526	X
D321,316	S	*	11/1991	Alberti	D9/646	
D342,207	S	*	12/1993	McLean et al.	D9/523	
D375,049	S	*	10/1996	Vollborth	D9/526	
D380,672	S	*	7/1997	Rowe	D9/669	
D391,489	S	*	3/1998	Feen	D9/526	
D392,568	S	*	3/1998	Goettner	D9/526	
D402,561	S	*	12/1998	Utrup et al.	D9/526	
D406,063	S	*	2/1999	Vangramberen	D9/526	

D410,847	S	*	6/1999	Bodker et al.	D9/526	
D477,229	S	*	7/2003	McMahon et al.	D9/530	
D482,285	S	*	11/2003	Desouza	D9/522	
D539,668	S	*	4/2007	Muhlhausen et al.	D9/526	X
D553,990	S	*	10/2007	Muhlhausen	D9/526	
D561,592	S	*	2/2008	Muhlhausen	D9/526	
D566,578	S	*	4/2008	Snyder et al.	D9/652	

* cited by examiner

Primary Examiner—Carol Rademaker

(57) **CLAIM**

The ornamental design for a bottle, as shown and described.

DESCRIPTION

FIG. 1 is a top, front, and right side perspective view of a first embodiment of our bottle;

FIG. 2 is a front elevational view thereof;

FIG. 3 is a rear elevational view thereof;

FIG. 4 is a right side elevational view thereof;

FIG. 5 is a left side elevational view thereof;

FIG. 6 is a top plan view thereof;

FIG. 7 is a bottom plan view thereof;

FIG. 8 is a top, front, and right side perspective view of a second embodiment of our bottle;

FIG. 9 is a front elevational view thereof;

FIG. 10 is a rear elevational view thereof;

FIG. 11 is a right side elevational view thereof;

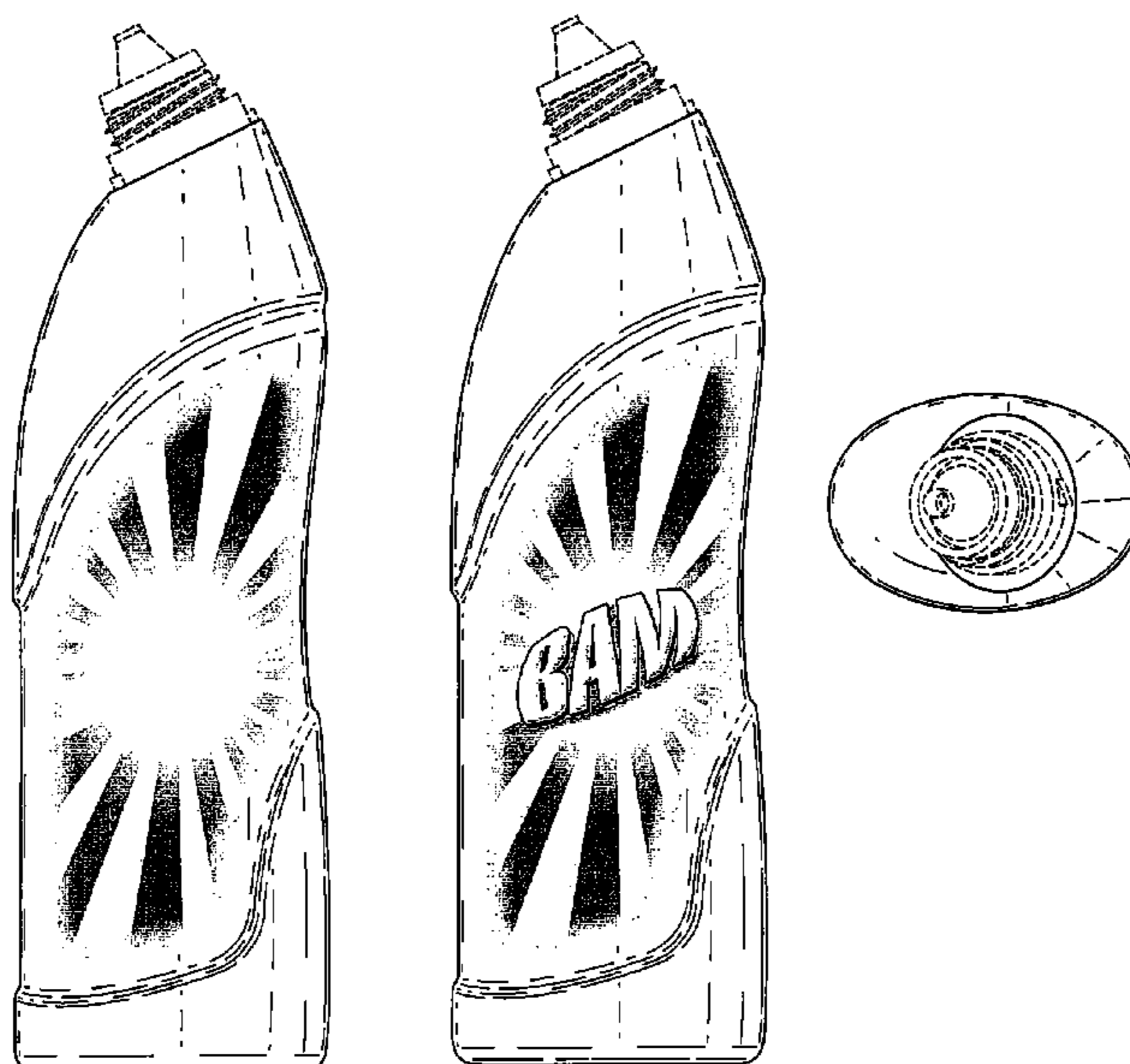
FIG. 12 is a left side elevational view thereof;

FIG. 13 is a top plan view thereof; and,

FIG. 14 is a bottom plan view thereof.

The broken lines shown in the drawings are for environmental purposes only and form no part of the claimed design.

1 Claim, 6 Drawing Sheets



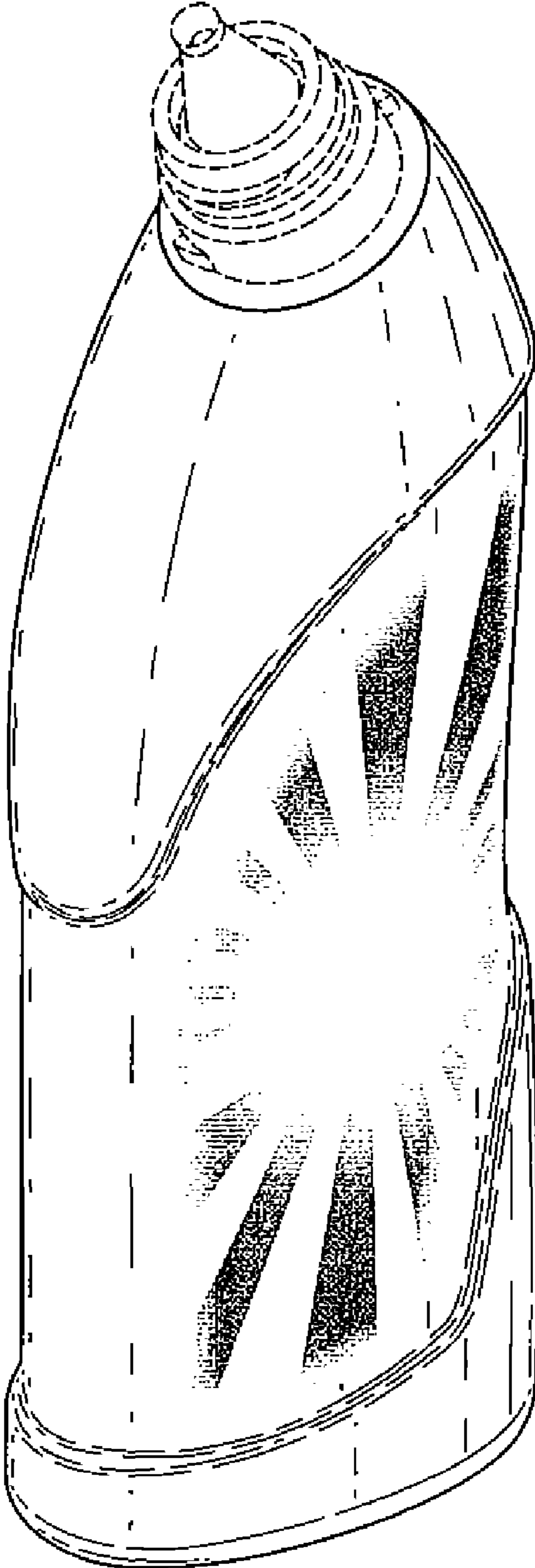


Fig. 1




Fig. 2

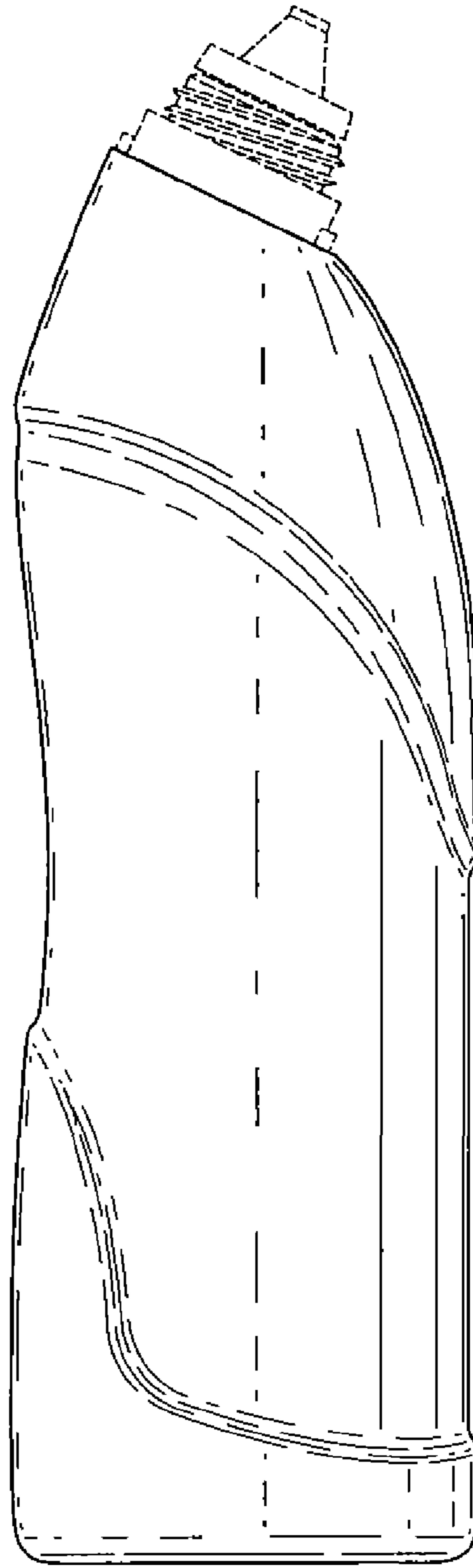


Fig. 3

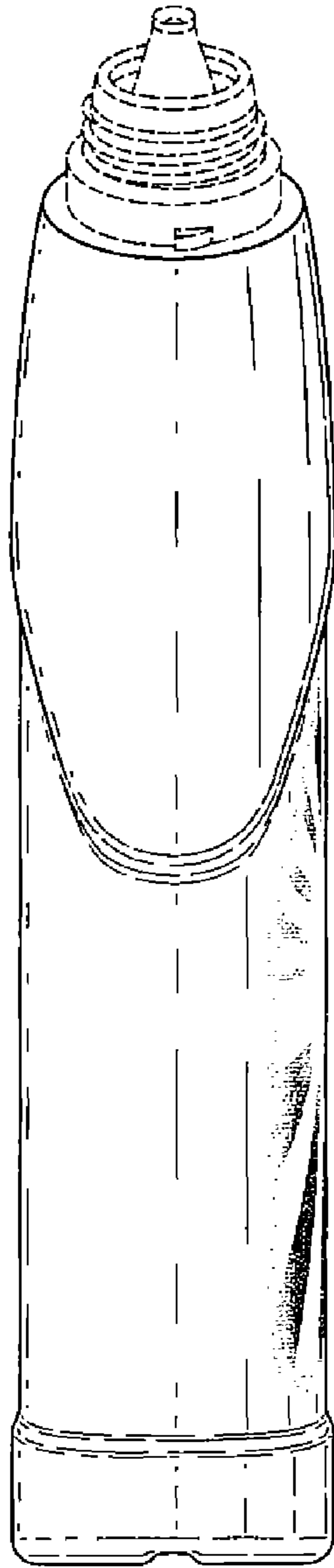


Fig. 4




Fig. 5

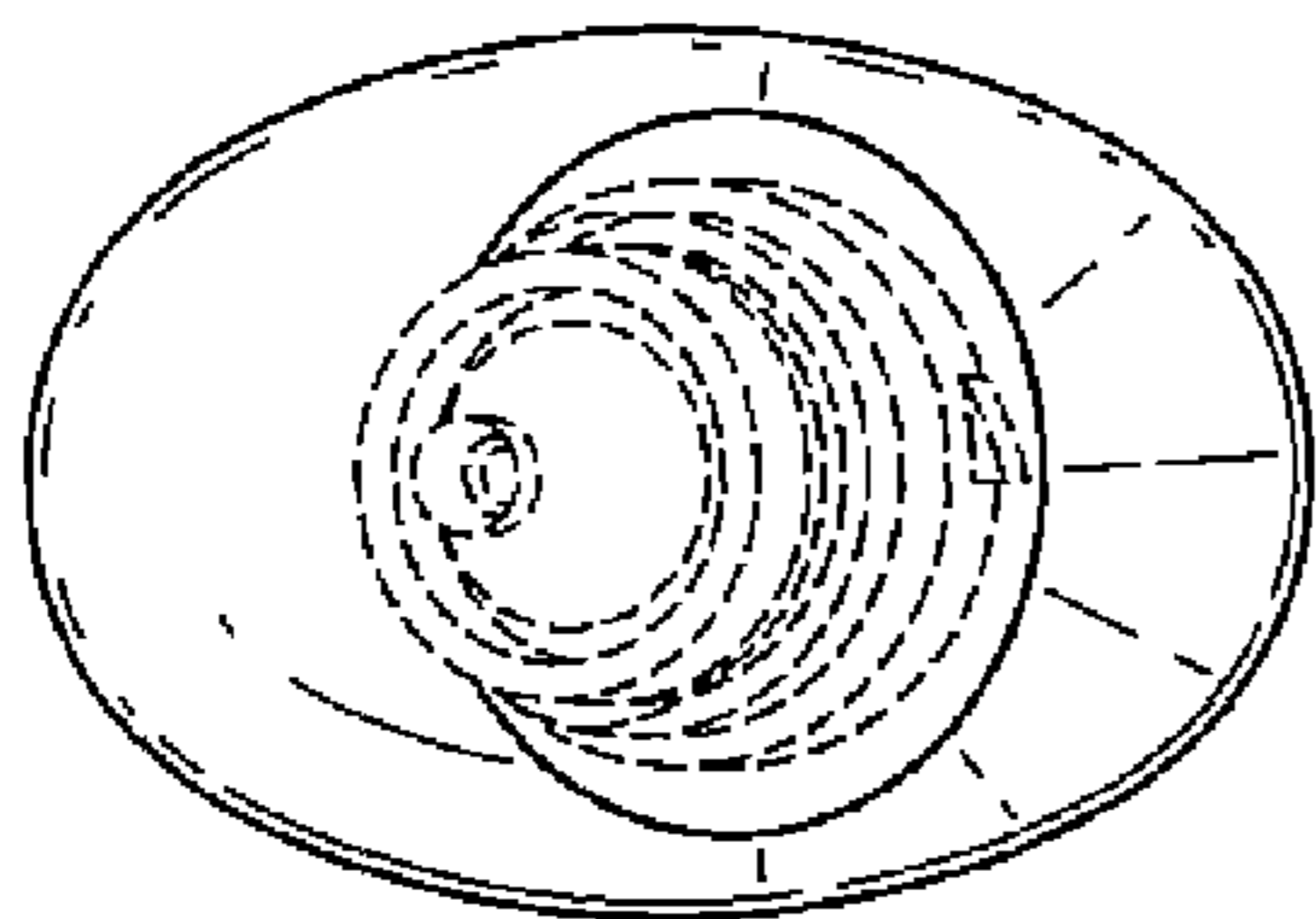


Fig. 6

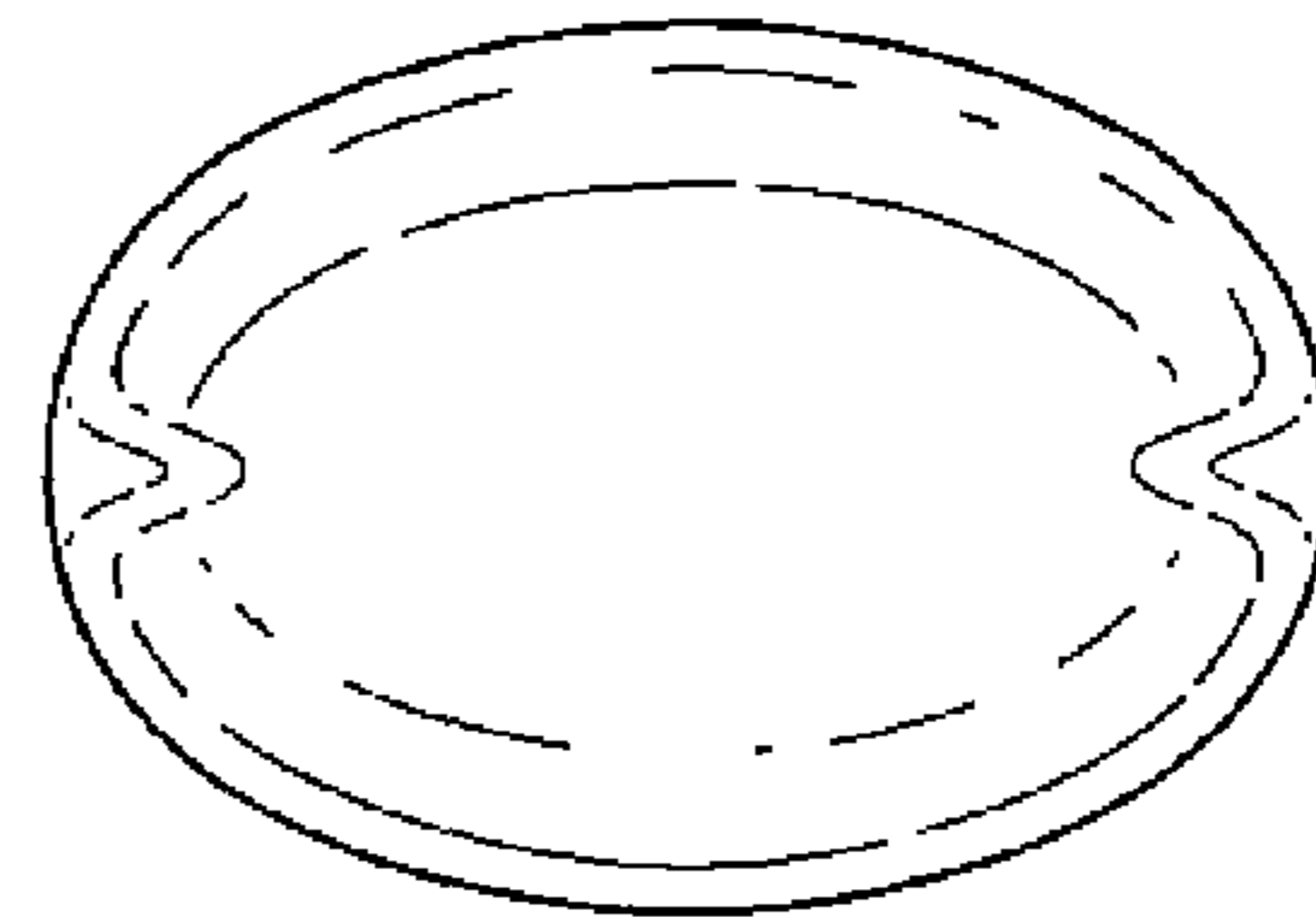


Fig. 7



Fig. 8



Fig. 9




Fig. 10

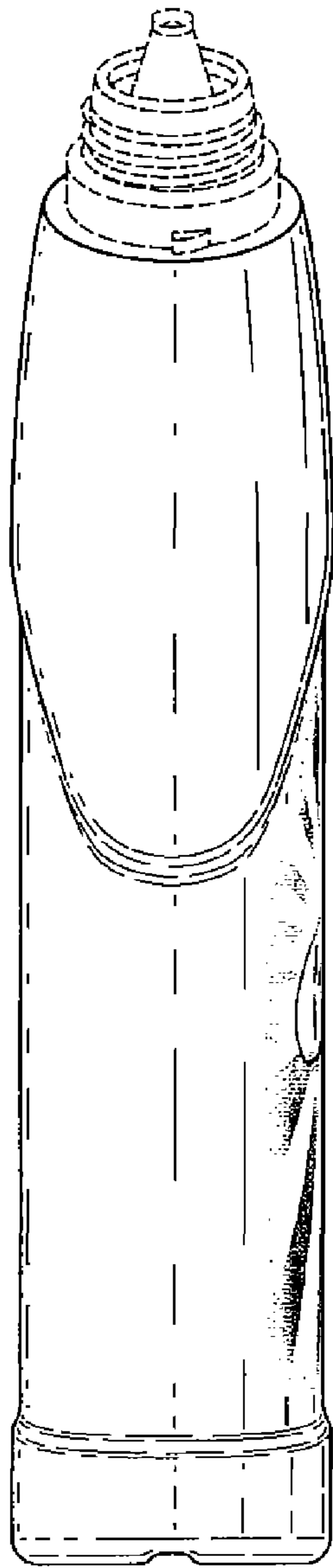


Fig. 11




Fig. 12

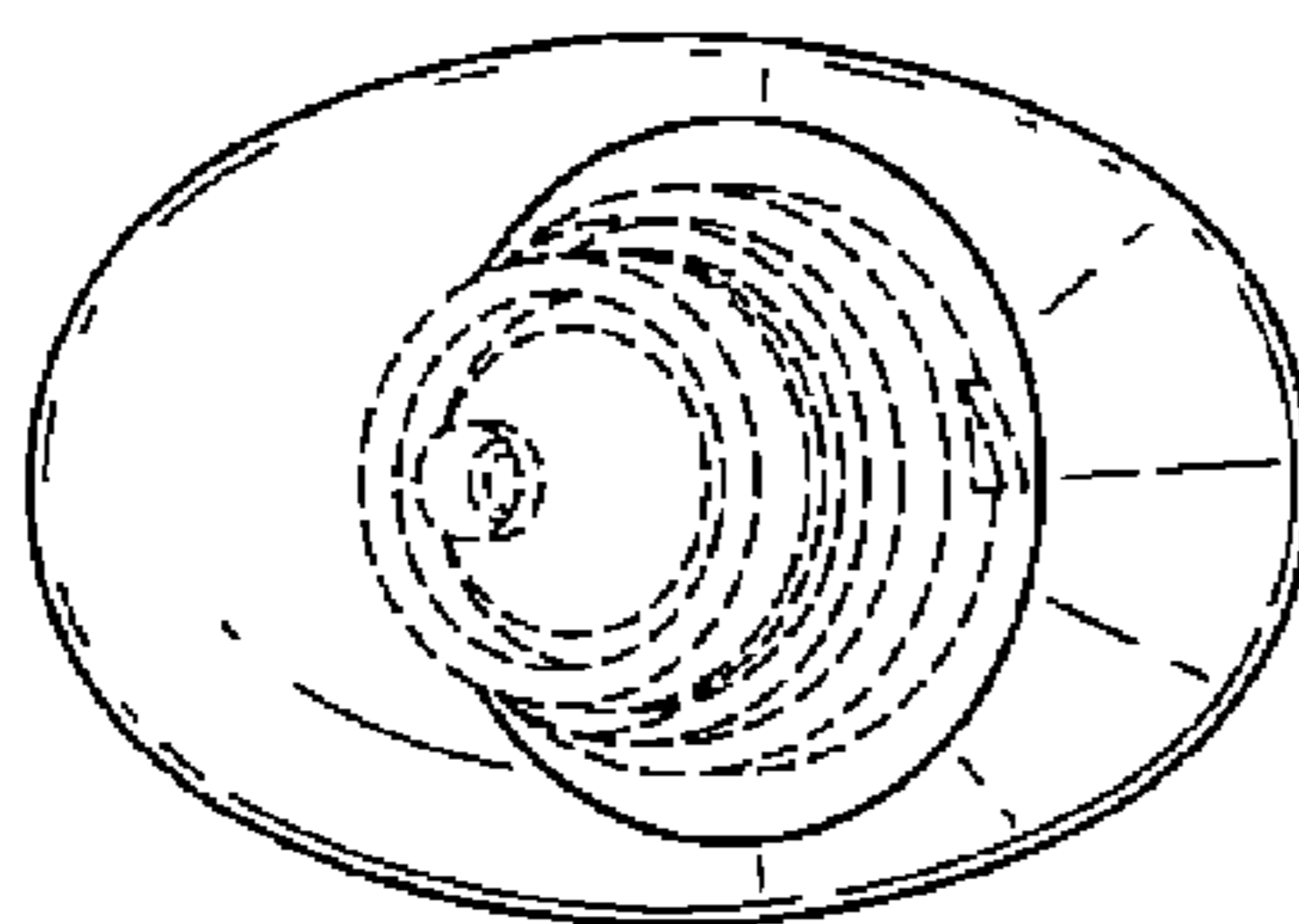


Fig. 13

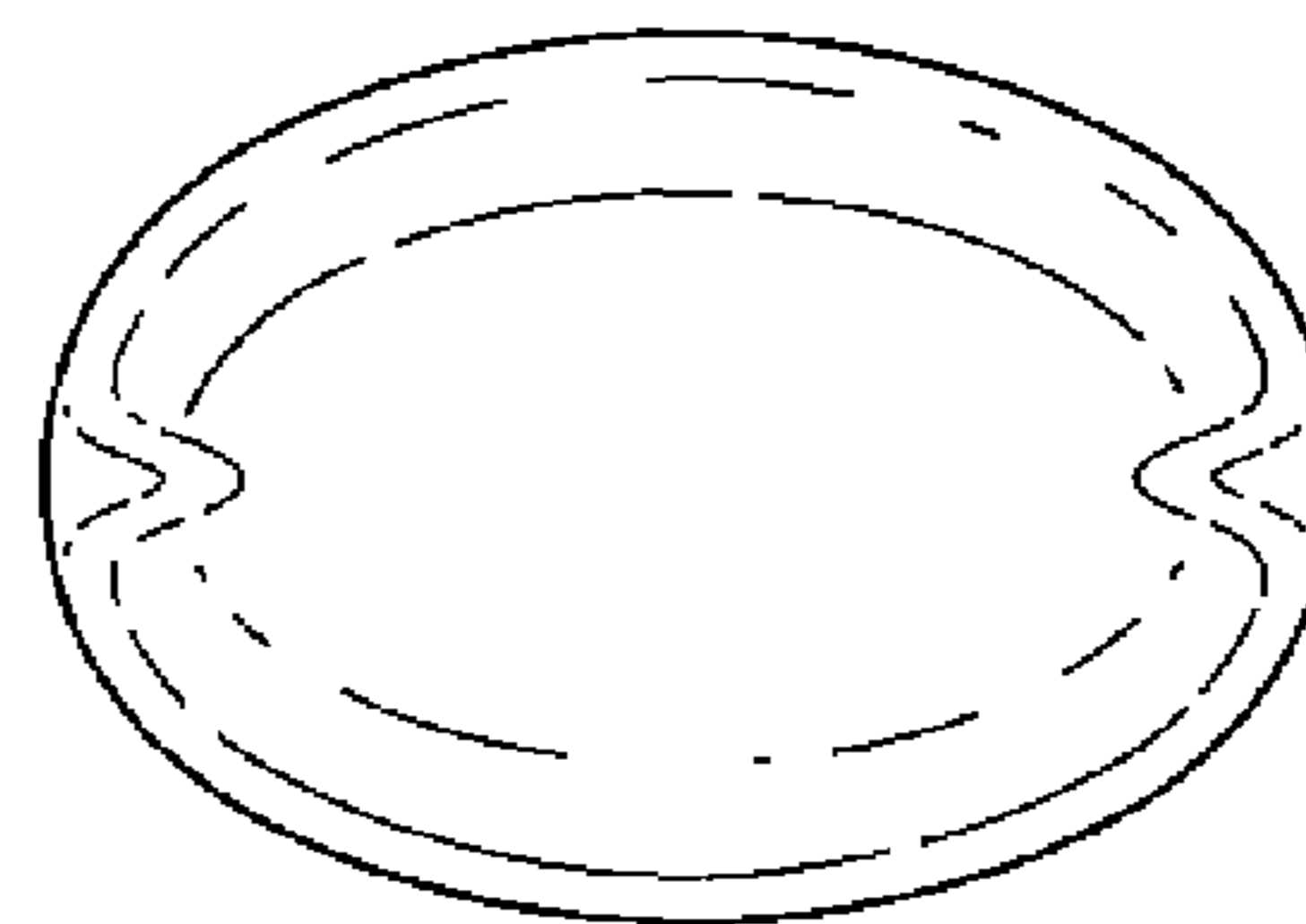


Fig. 14