



US00D578879S

(12) **United States Design Patent**  
**Friedland et al.**

(10) **Patent No.:** **US D578,879 S**  
(45) **Date of Patent:** **\*\* Oct. 21, 2008**

(54) **TRANSPARENT CONTAINER**

D204,640 S 5/1966 Reifers et al.

(75) Inventors: **Jason Michael Friedland**, Franklin, TN (US); **Matthew Wadalawala**, Manhattan Beach, CA (US); **John Heck**, Ostrander, OH (US); **Glenn Shull**, Los Angeles, CA (US); **Gary Chisholm**, Rancho Palos Verdes, CA (US); **Angus MacLellan**, Columbus, OH (US); **Neil A. Willcocks**, Brentwood, TN (US); **Alessandra Collier**, Franklin, TN (US)

(Continued)

**FOREIGN PATENT DOCUMENTS**

EM 000628672-0001/2 12/2006

**OTHER PUBLICATIONS**

U.S. Appl. No. 78/914,723, filed Jun. 22, 2006.

(Continued)

*Primary Examiner*—Robert M. Spear  
*Assistant Examiner*—Susan E Krakower  
(74) *Attorney, Agent, or Firm*—Arent Fox LLP

(73) Assignee: **MARS, Incorporated**, McLean, VA (US)

(\*\*) Term: **14 Years**

(21) Appl. No.: **29/287,905**

(57) **CLAIM**

(22) Filed: **Oct. 1, 2007**

The ornamental design for a transparent container, as shown and described.

(51) **LOC (8) Cl.** ..... **09-03**

(52) **U.S. Cl.** ..... **D9/425; D7/545**

(58) **Field of Classification Search** ..... D9/414, D9/418, 424-432; D7/354, 360, 505, 540-545, D7/554, 565-567, 570, 574, 584-586; D30/123, D30/129-133; 426/115, 122, 394; 206/216, 206/469, 497, 508, 557, 804, 815; 220/4.22, 220/266, 495.01, 574; 229/123.1, 125.35; D11/143

**DESCRIPTION**

See application file for complete search history.

FIG. 1: is a perspective view of a first embodiment of a transparent container showing our new design;  
FIG. 2: is a left side view of the design shown in FIG. 1;  
FIG. 3: is a right side view of the design shown in FIG. 1;  
FIG. 4: is a top view of the design shown in FIG. 1;  
FIG. 5: is a front view of the design shown in FIG. 1;  
FIG. 6: is a rear view of the design shown in FIG. 1;  
FIG. 7: is a perspective view of a second embodiment of a transparent container showing our new design;  
FIG. 8: is a left side view of the design shown in FIG. 7, the right side view being identical thereto;  
FIG. 9: is a top view of the design shown in FIG. 7; and,  
FIG. 10: is a front view of the design shown in FIG. 7, the rear view being identical thereto.

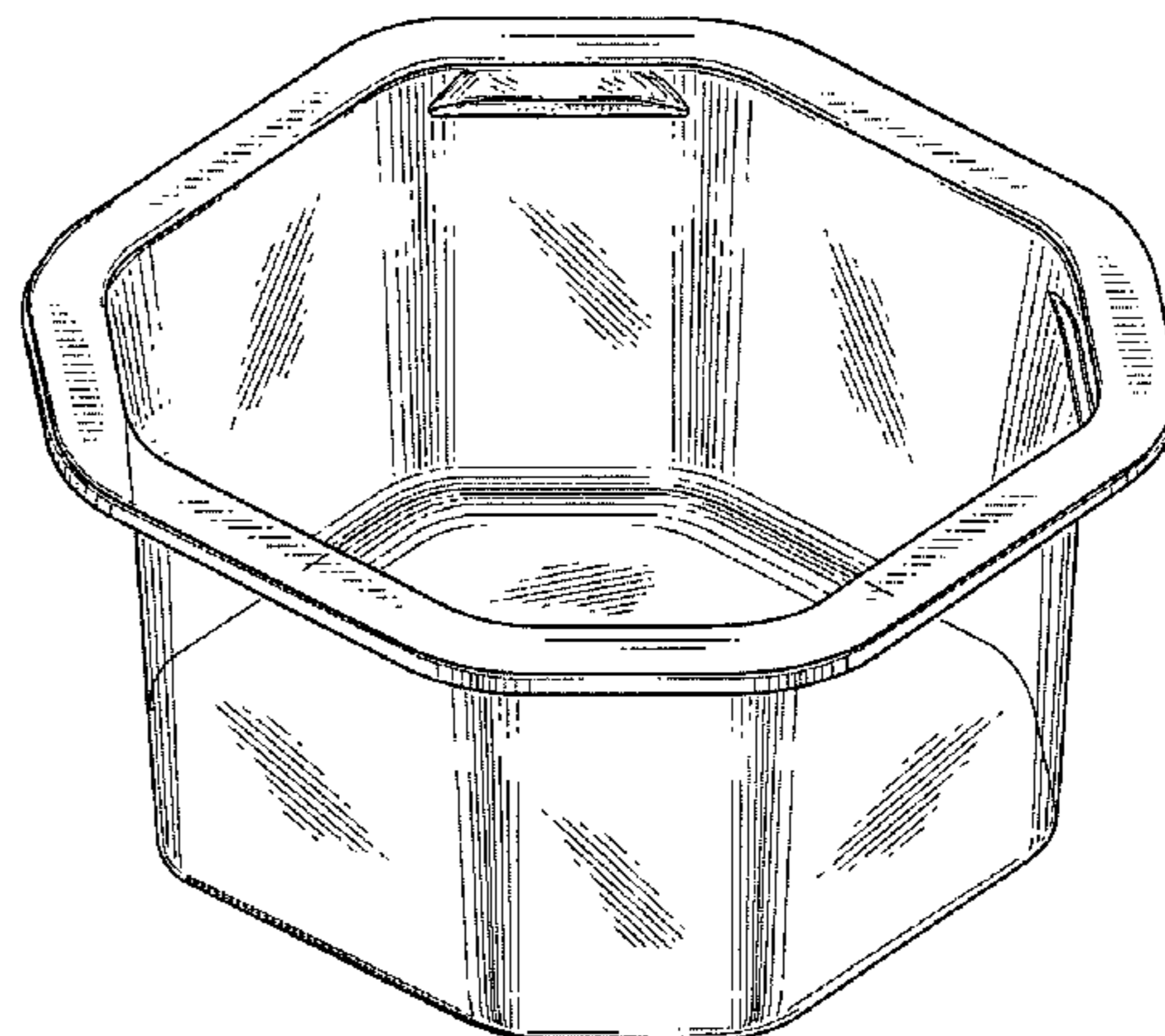
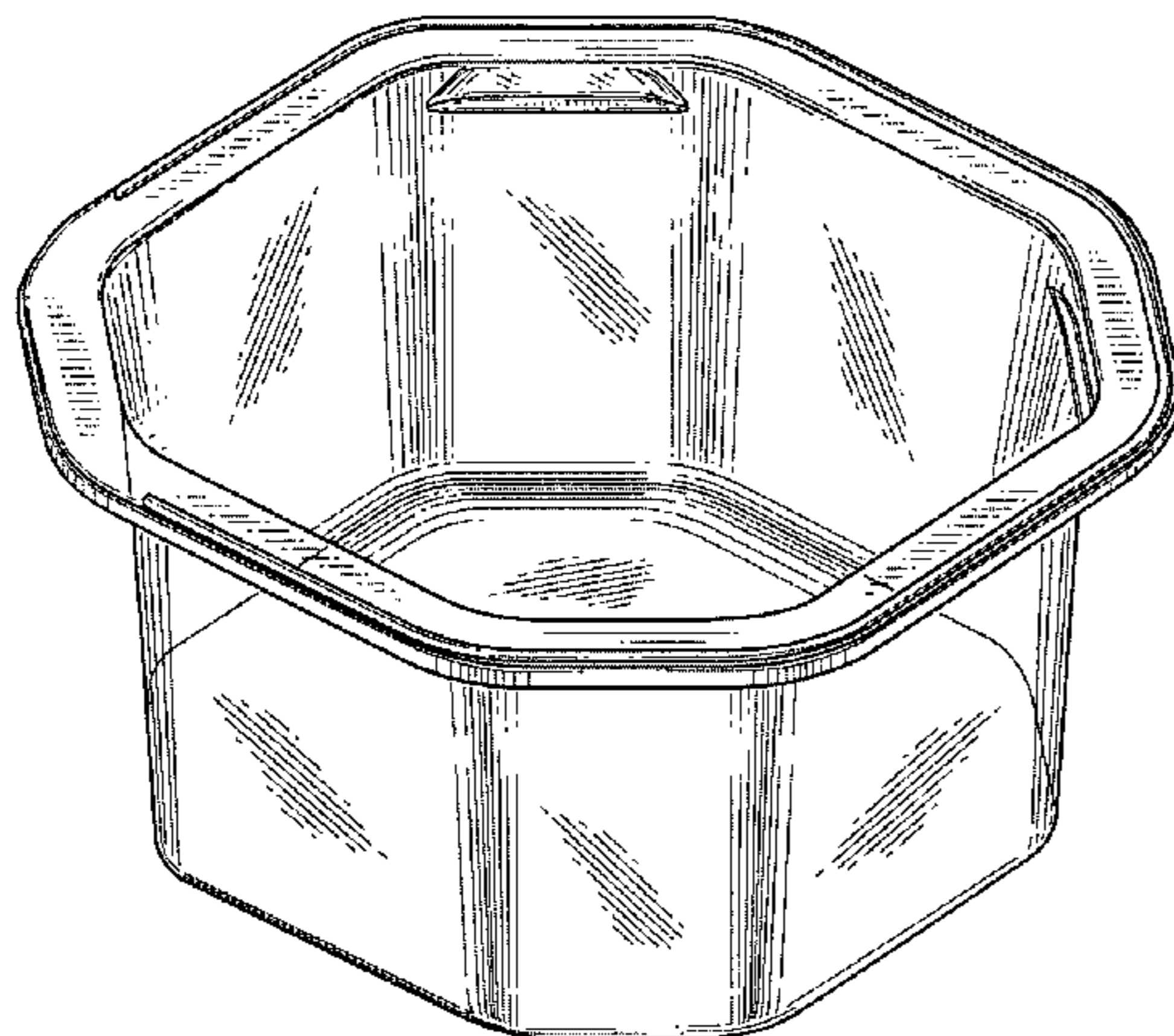
(56) **References Cited**

**U.S. PATENT DOCUMENTS**

D21,372 S	3/1892	Meinecke
D42,200 S	2/1912	Farr
D50,194 S	1/1917	Haley
D50,195 S	1/1917	Haley
D68,215 S	9/1925	McLean
1,735,219 A	11/1929	Steele et al.
D81,921 S	9/1930	Dwyer
D111,222 S	9/1938	Ritz-Woller
D162,355 S	3/1951	Smith
3,244,312 A	4/1966	Lawson

The bottom of the transparent container forms no part of the claimed design.

**1 Claim, 5 Drawing Sheets**



# US D578,879 S

## U.S. PATENT DOCUMENTS

D204,961 S 5/1966 Kossnar  
 D204,962 S 5/1966 Kossnar  
 D204,963 S 5/1966 Kossnar  
 D208,829 S 10/1967 Stockdale  
 D213,428 S 3/1969 Batdorf  
 3,443,741 A 5/1969 Stockdale  
 3,448,888 A 6/1969 Collie et al.  
 3,452,896 A 7/1969 Neil  
 D226,837 S 5/1973 Le Cody  
 D251,895 S 5/1979 Belmuth et al.  
 D253,331 S 11/1979 Olschewski  
 D255,857 S 7/1980 Zimmerman  
 D256,308 S 8/1980 Zimmerman  
 D256,646 S \* 9/1980 Painter et al. .... D7/542  
 D256,756 S 9/1980 Painter et al.  
 4,265,390 A 5/1981 Faller et al.  
 D275,079 S 8/1984 Sun  
 D285,514 S 9/1986 Ritman  
 D288,063 S 2/1987 Tyler  
 D288,163 S 2/1987 Ritman  
 D288,295 S 2/1987 Holden  
 D290,813 S 7/1987 Forbes et al.  
 D291,757 S 9/1987 Ritman  
 D298,000 S 10/1988 Ritman  
 4,819,824 A 4/1989 Longbottom et al.  
 D303,337 S 9/1989 Holma  
 D304,016 S 10/1989 Forbes et al.  
 D305,393 S 1/1990 Stewart  
 D307,716 S 5/1990 Fitzloff et al.  
 D315,099 S 3/1991 Alizard  
 D322,403 S 12/1991 Eaton  
 D341,449 S \* 11/1993 Conner ..... D30/129  
 D344,892 S 3/1994 Robie et al.  
 D366,311 S \* 1/1996 Bonnell ..... D23/288  
 D374,819 S 10/1996 Wells  
 D375,652 S 11/1996 Hayes  
 D378,180 S \* 2/1997 Hayes et al. .... D7/554.1  
 D384,862 S \* 10/1997 Hayes et al. .... D7/584  
 D385,185 S 10/1997 Rench et al.  
 D397,294 S 8/1998 Saulas  
 D398,526 S 9/1998 Schwarz et al.  
 D398,846 S 9/1998 Wyslotsky  
 D398,847 S 9/1998 Wyslotsky  
 D398,848 S 9/1998 Wyslotsky et al.

D408,223 S \* 4/1999 Henry ..... D7/545  
 D414,080 S 9/1999 Bolwien  
 5,984,130 A \* 11/1999 Hayes et al. .... 220/574  
 D427,063 S 6/2000 May  
 D427,902 S 7/2000 Hayes et al.  
 D428,310 S 7/2000 Zettle et al.  
 D433,879 S \* 11/2000 Emrani ..... D7/584  
 D444,203 S 6/2001 Leclair et al.  
 D445,649 S 7/2001 Maxwell et al.  
 D446,450 S 8/2001 Zettle et al.  
 D461,431 S 8/2002 Ciocchini  
 D467,128 S 12/2002 Thonis et al.  
 6,572,909 B1 6/2003 Bagwell et al.  
 D484,749 S \* 1/2004 Garraway ..... D7/584  
 D485,173 S 1/2004 Jacquet  
 D489,254 S 5/2004 Kocis et al.  
 D529,798 S 10/2006 Snedden et al.  
 D532,980 S 12/2006 Hutton  
 D551,505 S 9/2007 Friedland et al.  
 D551,506 S 9/2007 Friedland et al.  
 D551,507 S 9/2007 Friedland et al.  
 D551,508 S 9/2007 Friedland et al.  
 D551,515 S 9/2007 Ablo et al.  
 D551,908 S 10/2007 Friedland et al.  
 D552,423 S 10/2007 Friedland et al.

## OTHER PUBLICATIONS

U.S. Appl. No. 75/823,481, filed Oct. 15, 1999.  
 U.S. Appl. No. 29/274,806, filed May 29, 2007, by Stefan Eberhardt et al., entitled "Container".  
 U.S. Appl. No. 29/287,378, filed Jul. 31, 2007, by Dale Green et al., entitled "Container".  
 U.S. Appl. No. 29/287,909, filed Oct. 1, 2007, by Jason Friedland et al., entitled "Container".  
 U.S. Appl. No. 29/287,904, filed Oct. 1, 2007, by Jason Friedland et al., entitled "Container".  
 U.S. Appl. No. 29/287,906, filed Oct. 1, 2007, by Jason Friedland et al., entitled "Container".  
 U.S. Appl. No. 29/287,907, filed Oct. 1, 2007, by Jason Friedland et al., entitled "Container".  
 U.S. Appl. No. 29/287,908, filed Oct. 1, 2007, by Jason Friedland et al., entitled "Container".  
 U.S. Trademark Registration No. 2,052,069 (Apr. 15, 1997).  
 U.S. Trademark Registration No. 2,629,469 (Oct. 1, 2002).

\* cited by examiner



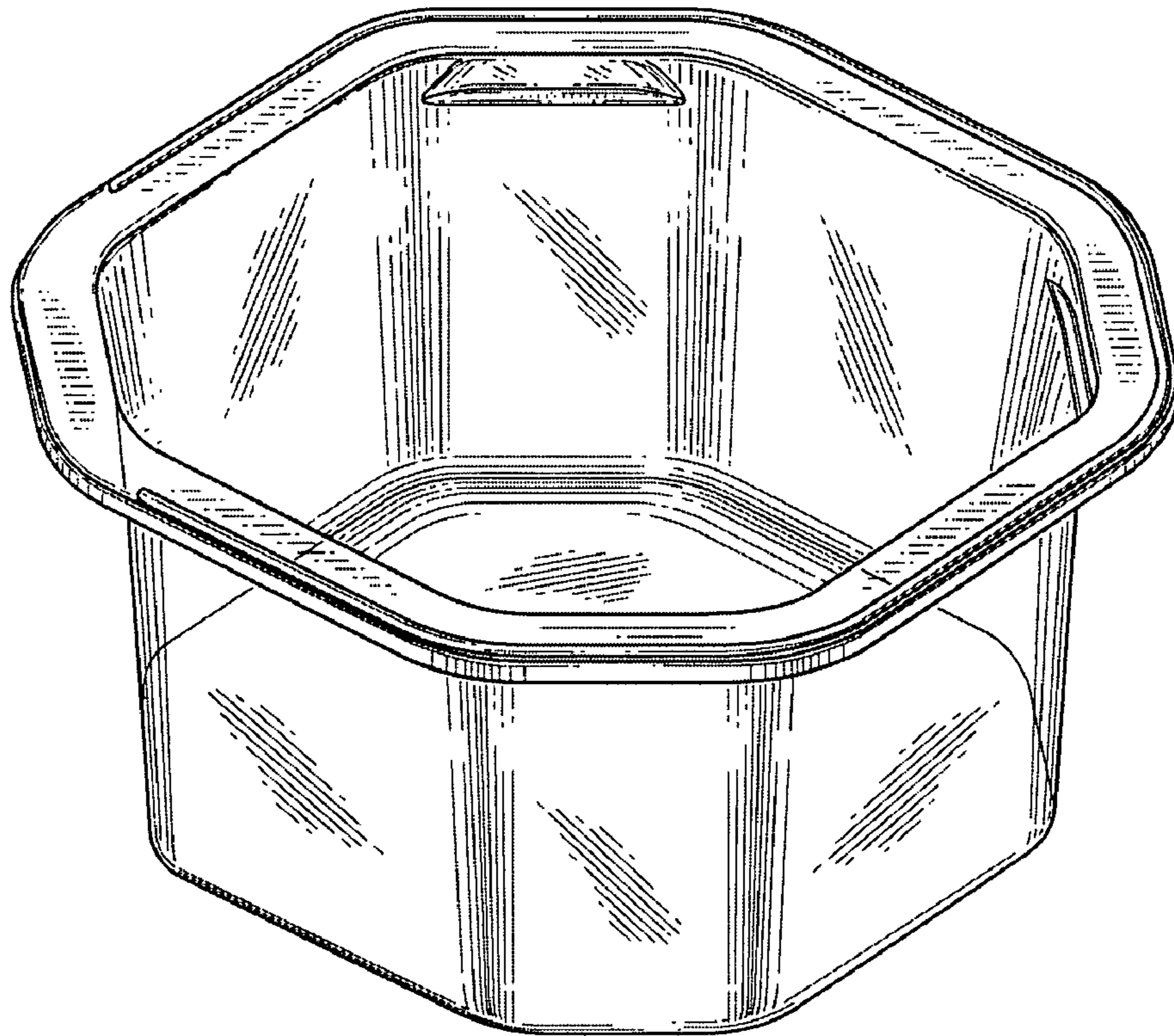


FIG. 1

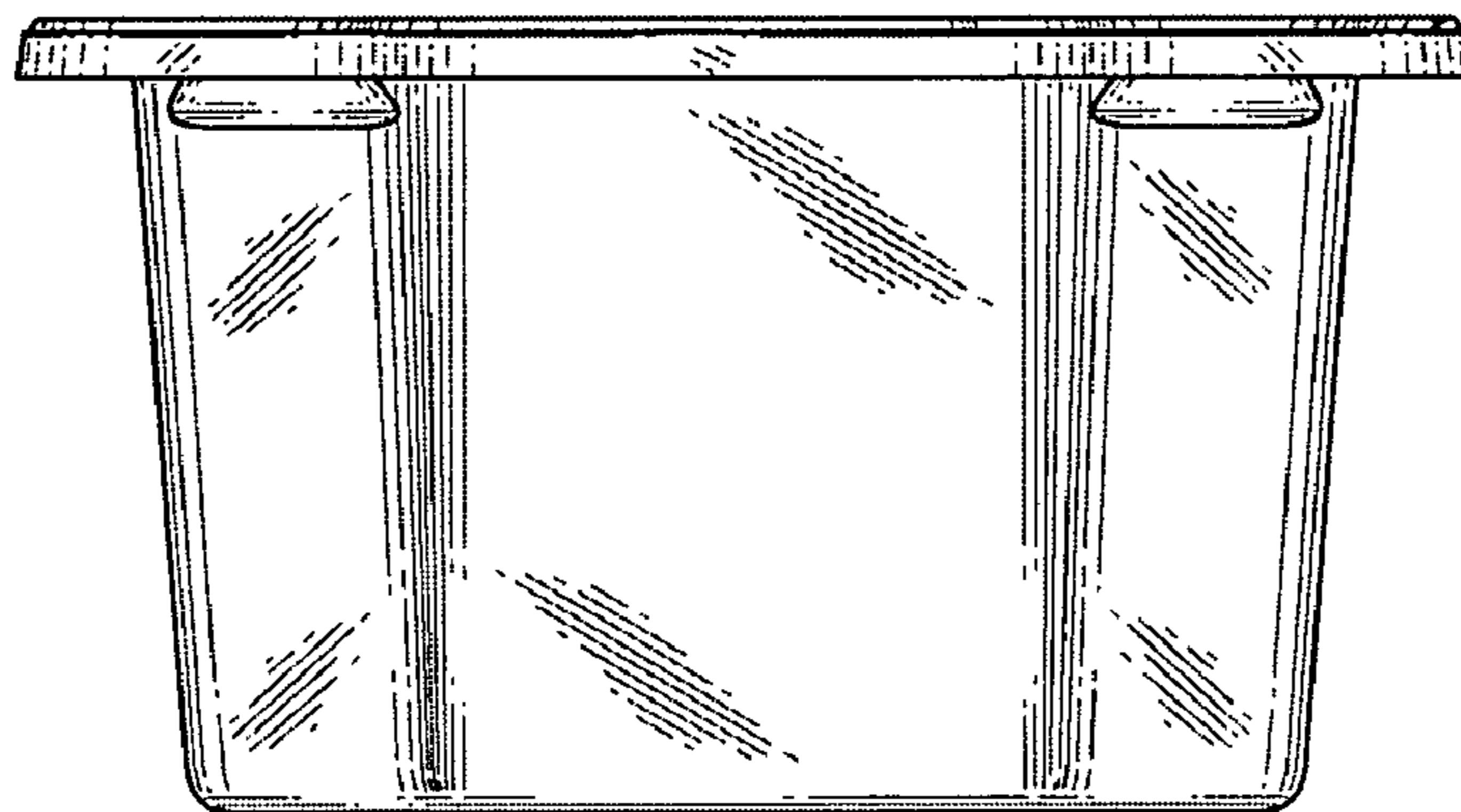


FIG. 2

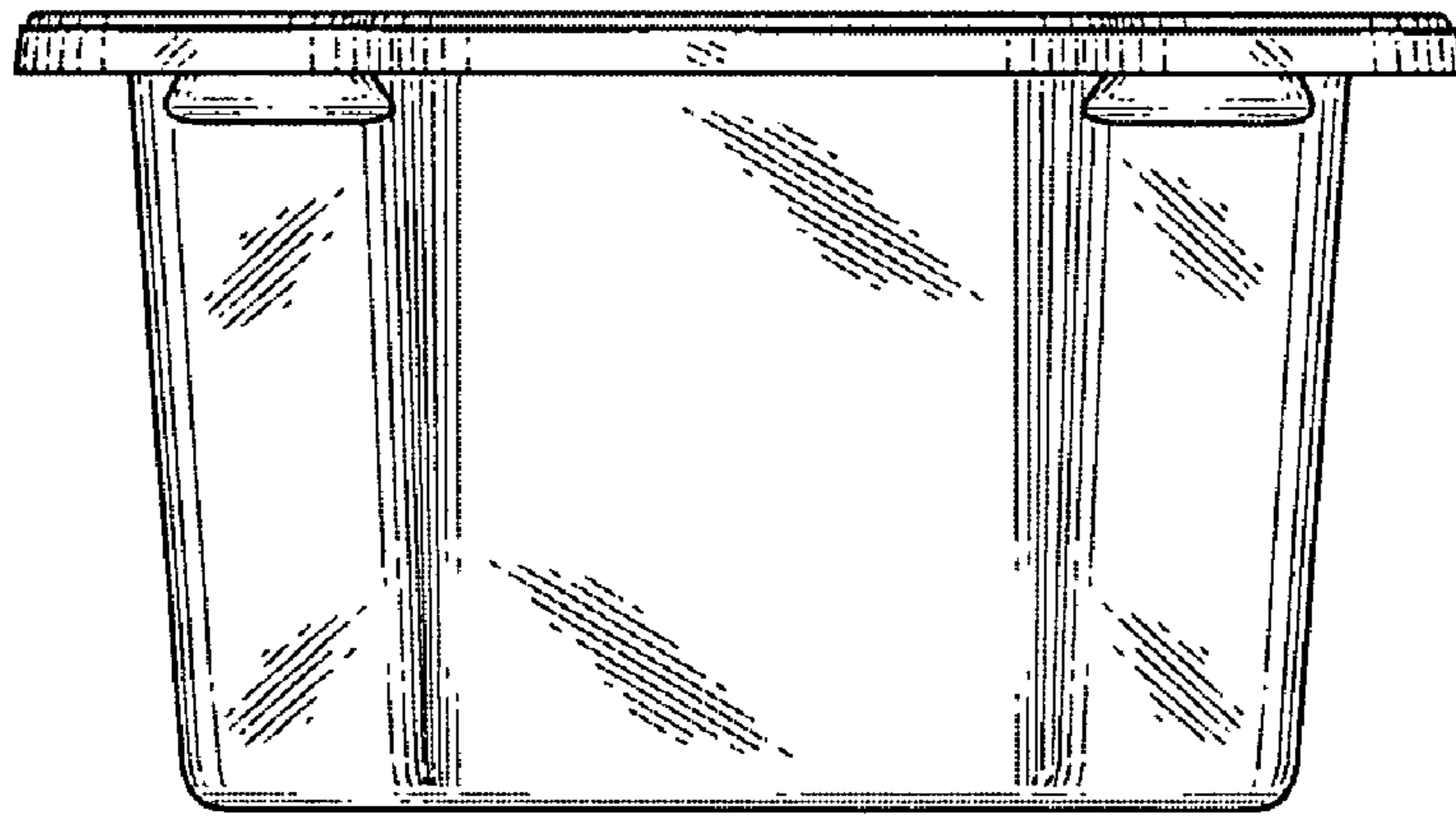


FIG.3

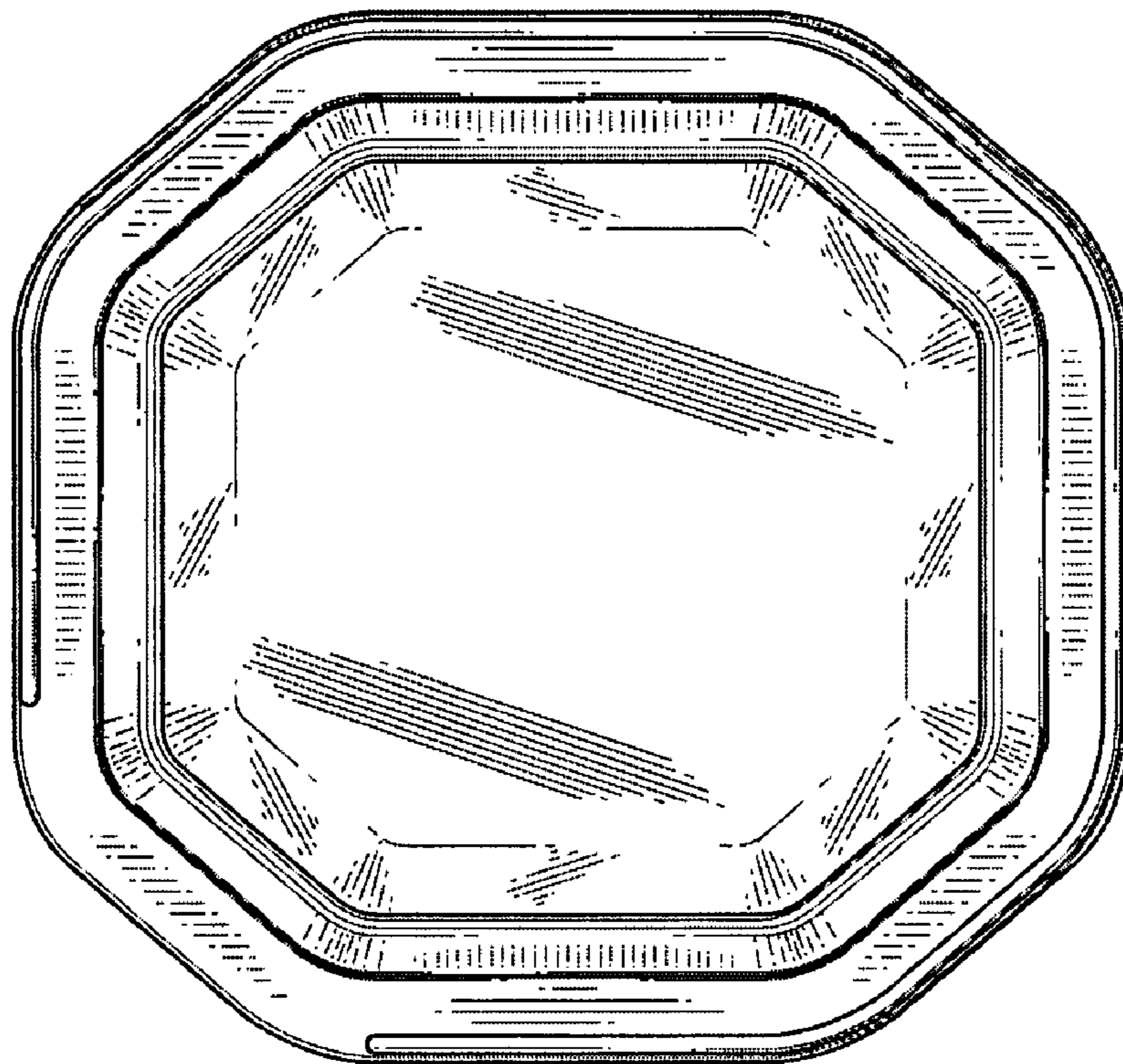


FIG.4

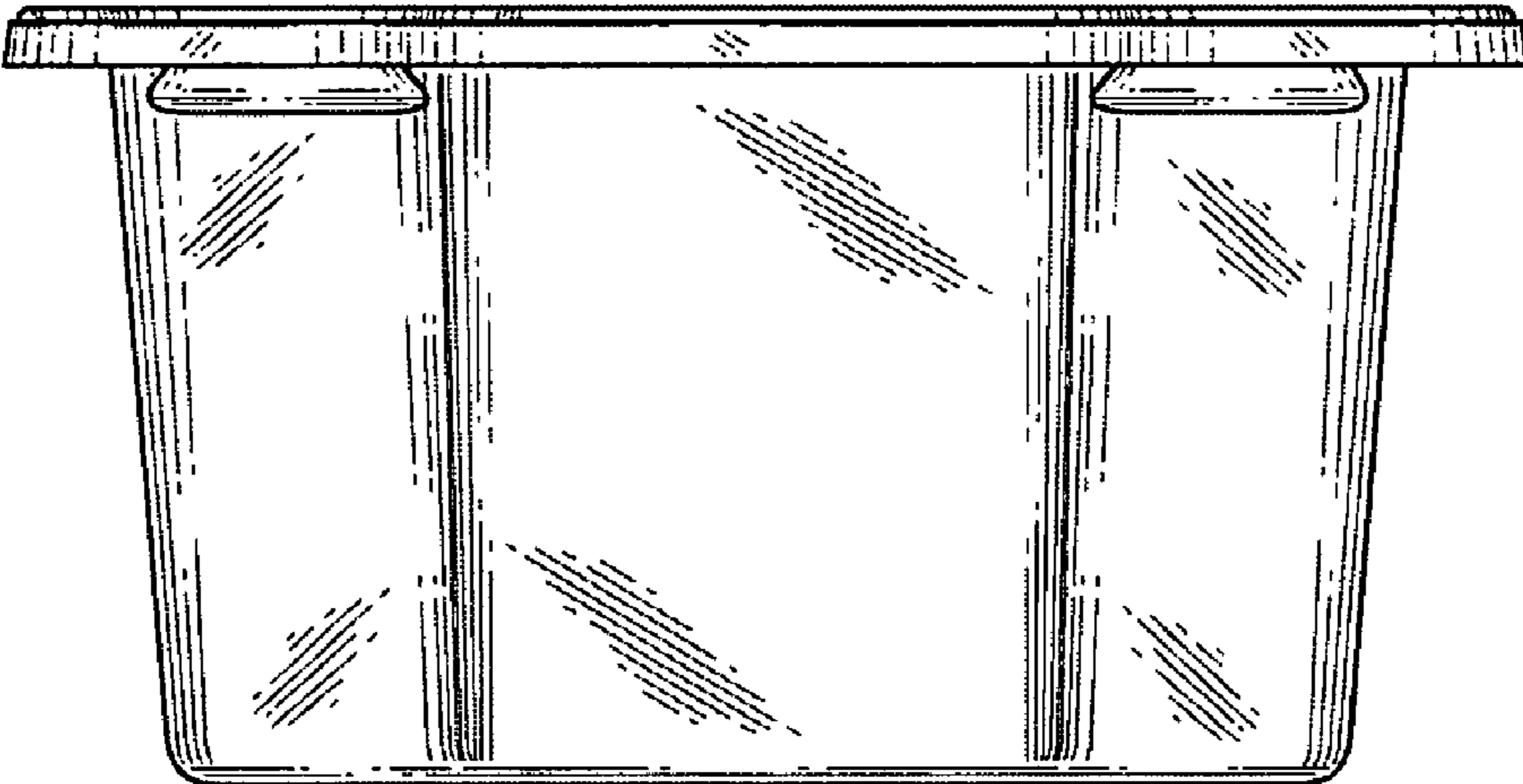


FIG. 5

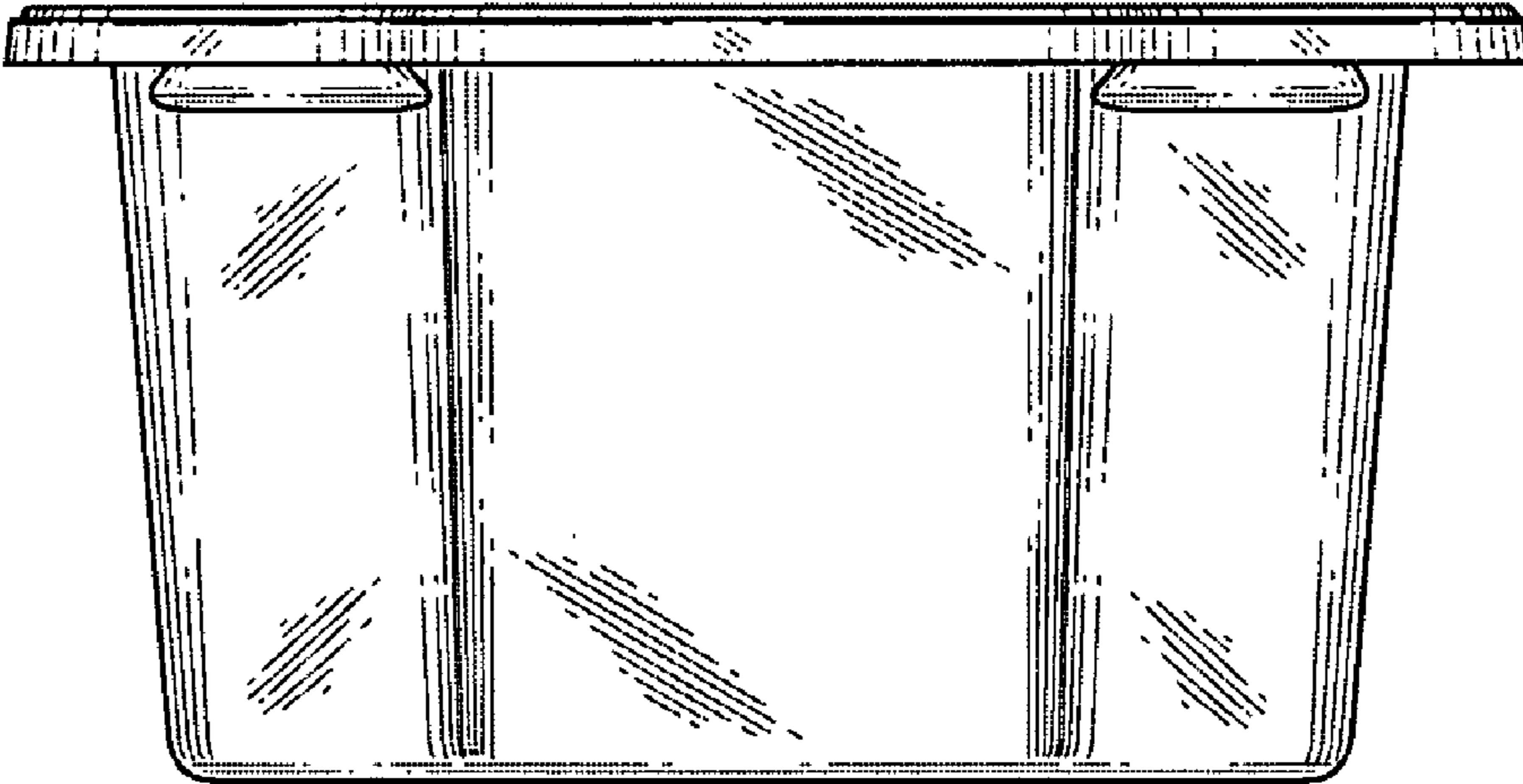


FIG. 6



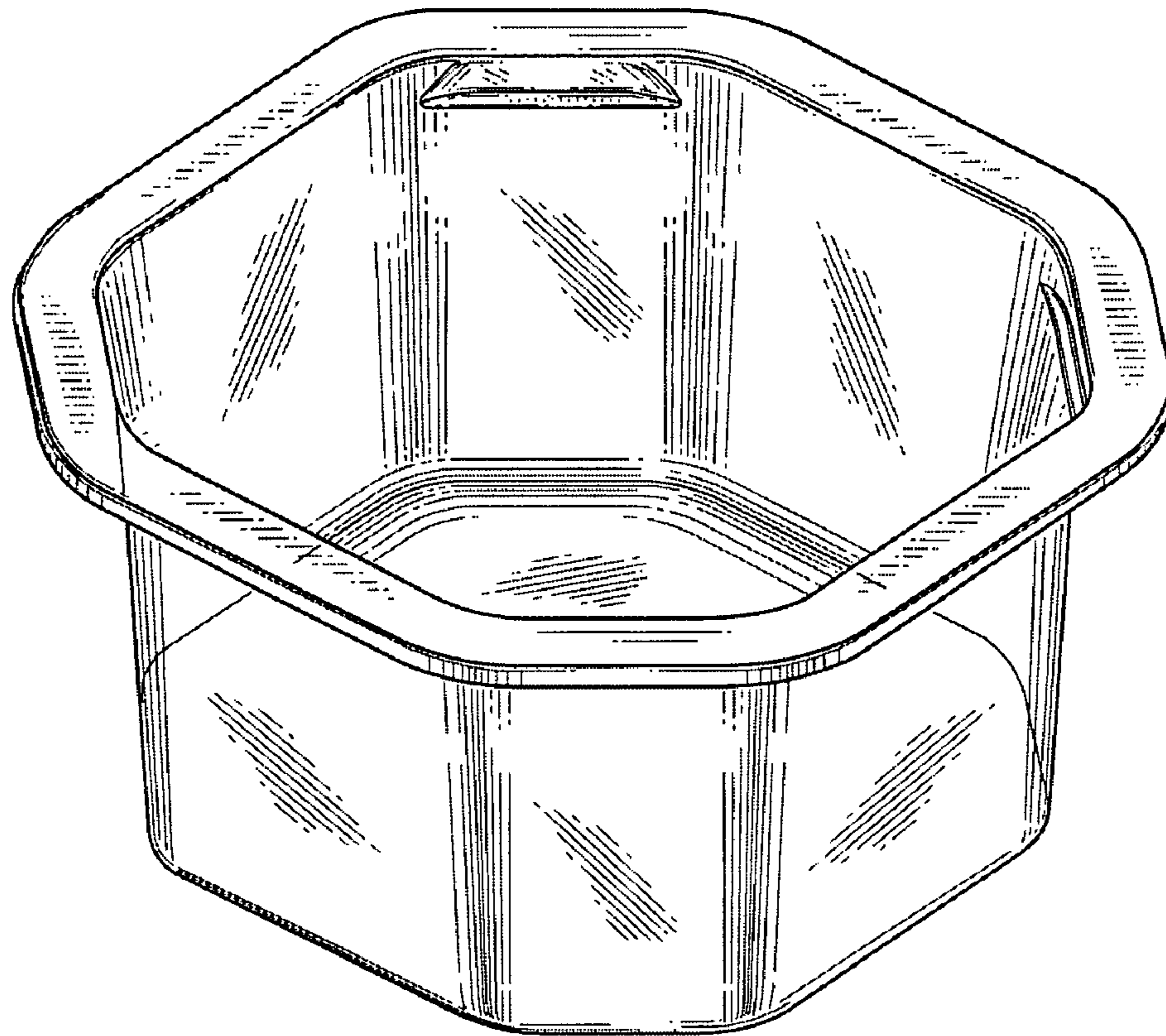


FIG. 7

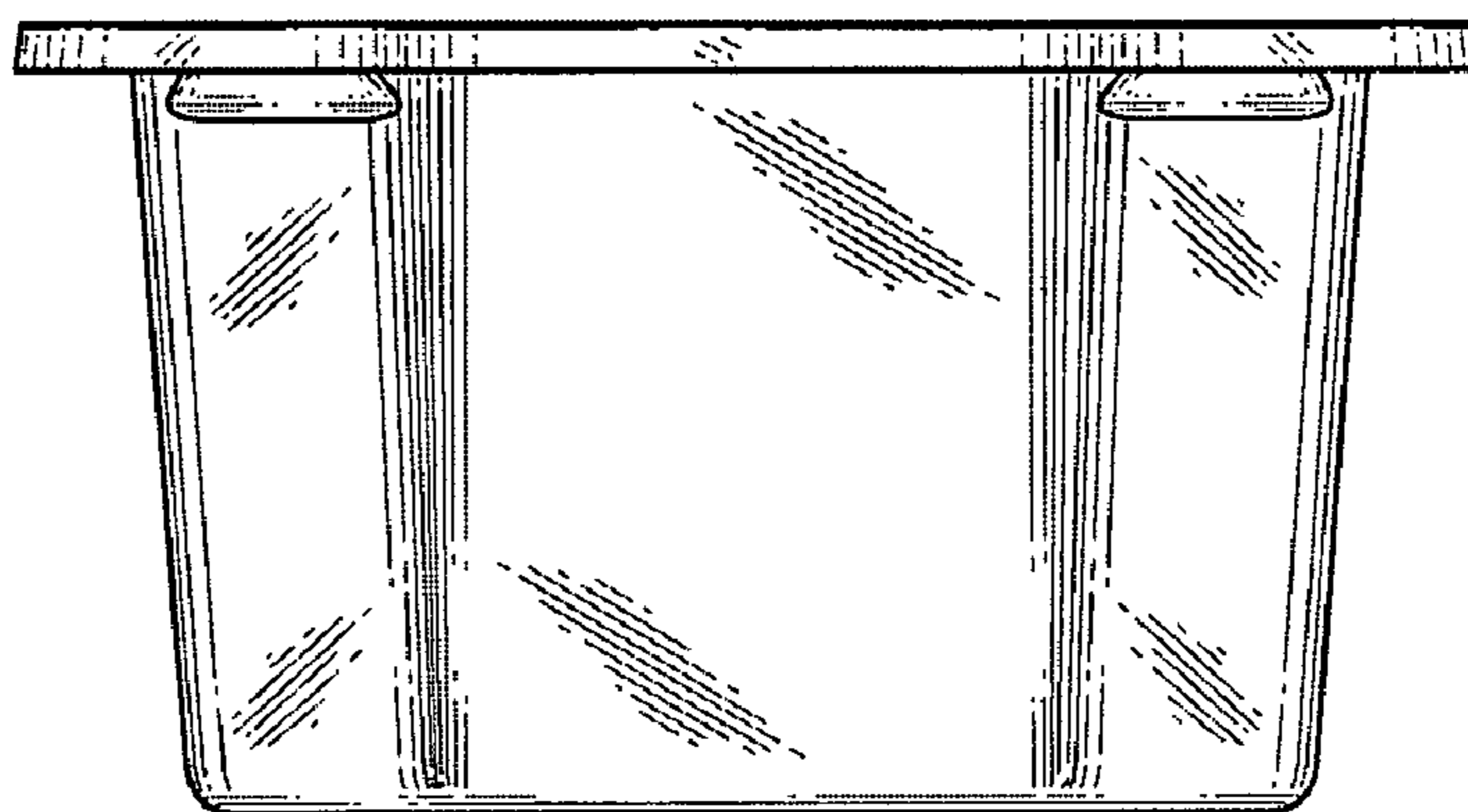


FIG. 8

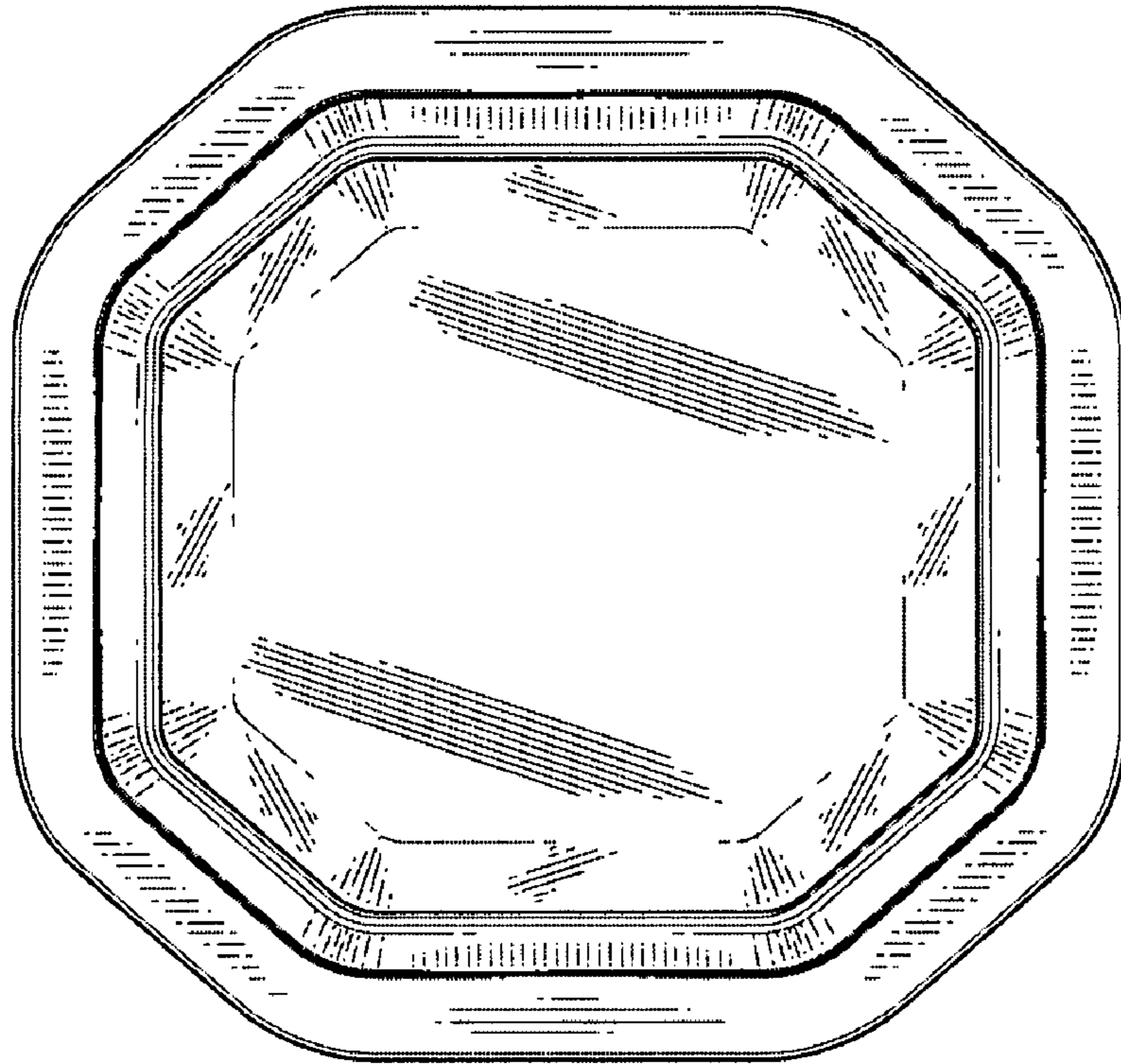


FIG. 9

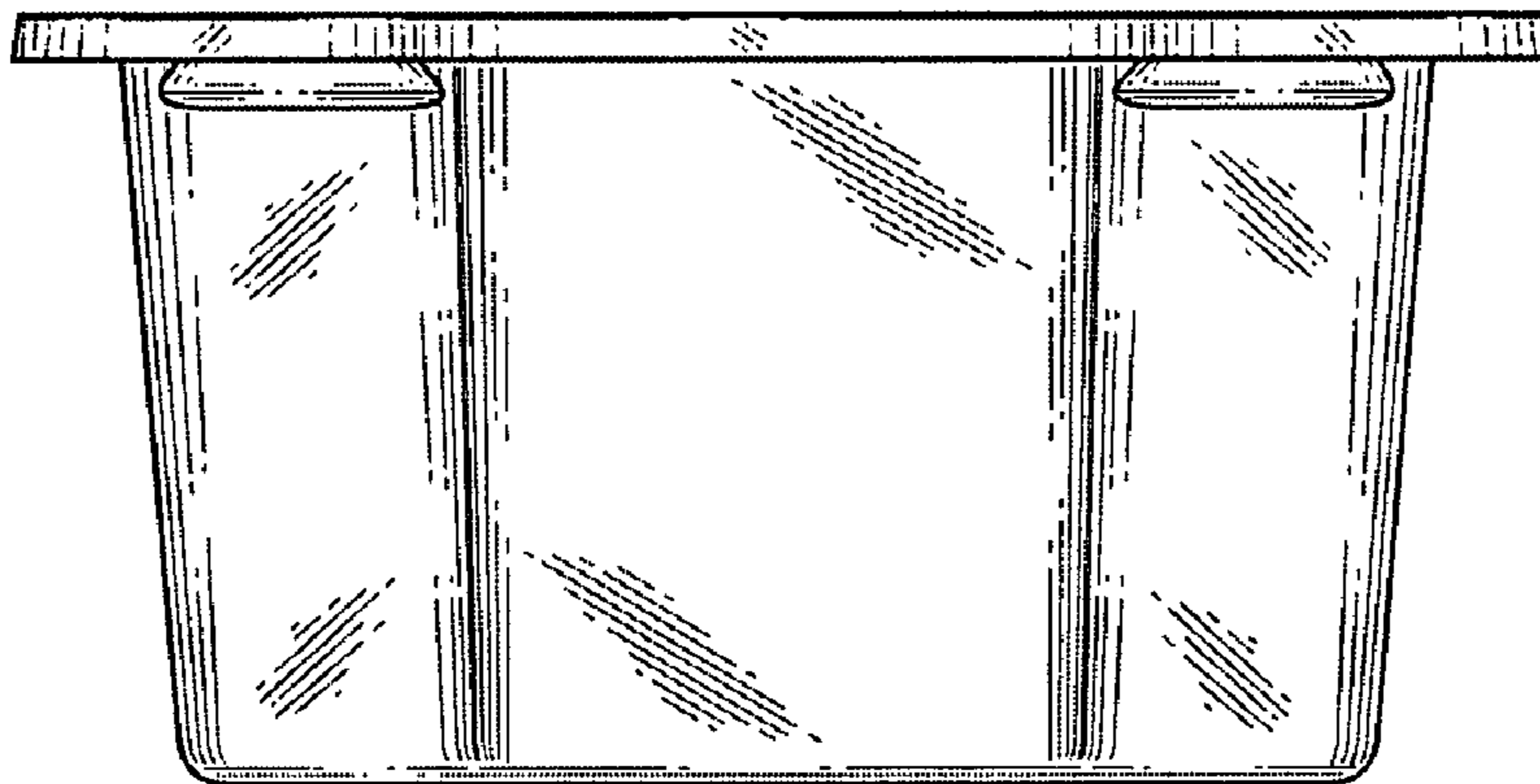


FIG. 10