



US00D578875S

(12) **United States Design Patent**  
**Kent et al.**

(10) **Patent No.:** **US D578,875 S**

(45) **Date of Patent:** **\*\* Oct. 21, 2008**

(54) **PACKAGE**

(75) Inventors: **Michael Kent**, Cumberland, RI (US);  
**David Gerard D'Angelo**, Holliston, MA (US)

(73) Assignee: **Staples The Office Superstore**, Framingham, MA (US)

(\*\*) Term: **14 Years**

(21) Appl. No.: **29/292,475**

(22) Filed: **Oct. 12, 2007**

(51) **LOC (8) Cl.** ..... **09-03**

(52) **U.S. Cl.** ..... **D9/418**

(58) **Field of Classification Search** ..... D9/414-416,  
D9/418, 420, 424-432, 433, 443, 527-530,  
D9/704, 730-734; D7/354, 360, 505, 540-545,  
D7/554, 565-567, 570, 574, 584-586, 604,  
D7/629, 667; D30/123, 129-133; 426/115,  
426/122, 394; 206/162, 170, 216, 469, 471,  
206/497, 508, 536, 557, 804, 815; 220/4.21-4.22,  
220/266, 350, 470, 471, 495.01, 557, 574,  
220/618, 793; 229/117.14, 117.18, 123.1,  
229/125.35, 220, 406, 362.4; D3/203.2,  
D3/304, 314, 294, 323; 221/250, 260, 267,  
221/281, 299, 807

See application file for complete search history.

(56) **References Cited**

**U.S. PATENT DOCUMENTS**

D224,290 S	7/1972	Robertson	
3,904,029 A	9/1975	Koltz	
3,939,979 A	2/1976	Neymayer	
4,032,005 A	6/1977	Vereb	
4,058,207 A	11/1977	Koltz	
4,083,447 A	4/1978	Walters et al.	
D248,375 S *	7/1978	Bergstein	..... D9/415

**OTHER PUBLICATIONS**

Post-It® Pop-Up Note dispenser package obtained at Office Max store in Oct. 2007 (1 page).

*Primary Examiner*—Robert M. Spear

*Assistant Examiner*—Susan E Krakower

(74) *Attorney, Agent, or Firm*—Wolf Greenfield & Sacks

(57) **CLAIM**

The ornamental design for a package, as shown and described.

**DESCRIPTION**

FIG. 1 is a top, front, left side perspective view of a first embodiment of the package;

FIG. 2 is a front elevational view of the embodiment of FIG. 1;

FIG. 3 is a left side elevational view of the embodiment of FIG. 1;

FIG. 4 is a right side elevational view of the embodiment of FIG. 1;

FIG. 5 is a top plan view of the embodiment of FIG. 1;

FIG. 6 is a bottom plan view of the embodiment of FIG. 1;

FIG. 7 is a rear elevational view thereof of the embodiment of FIG. 1;

FIG. 8 is a top, front, left side perspective view of a second embodiment of the package;

FIG. 9 is a front elevational view of the embodiment of FIG. 8;

FIG. 10 is a left side elevational view of the embodiment of FIG. 8;

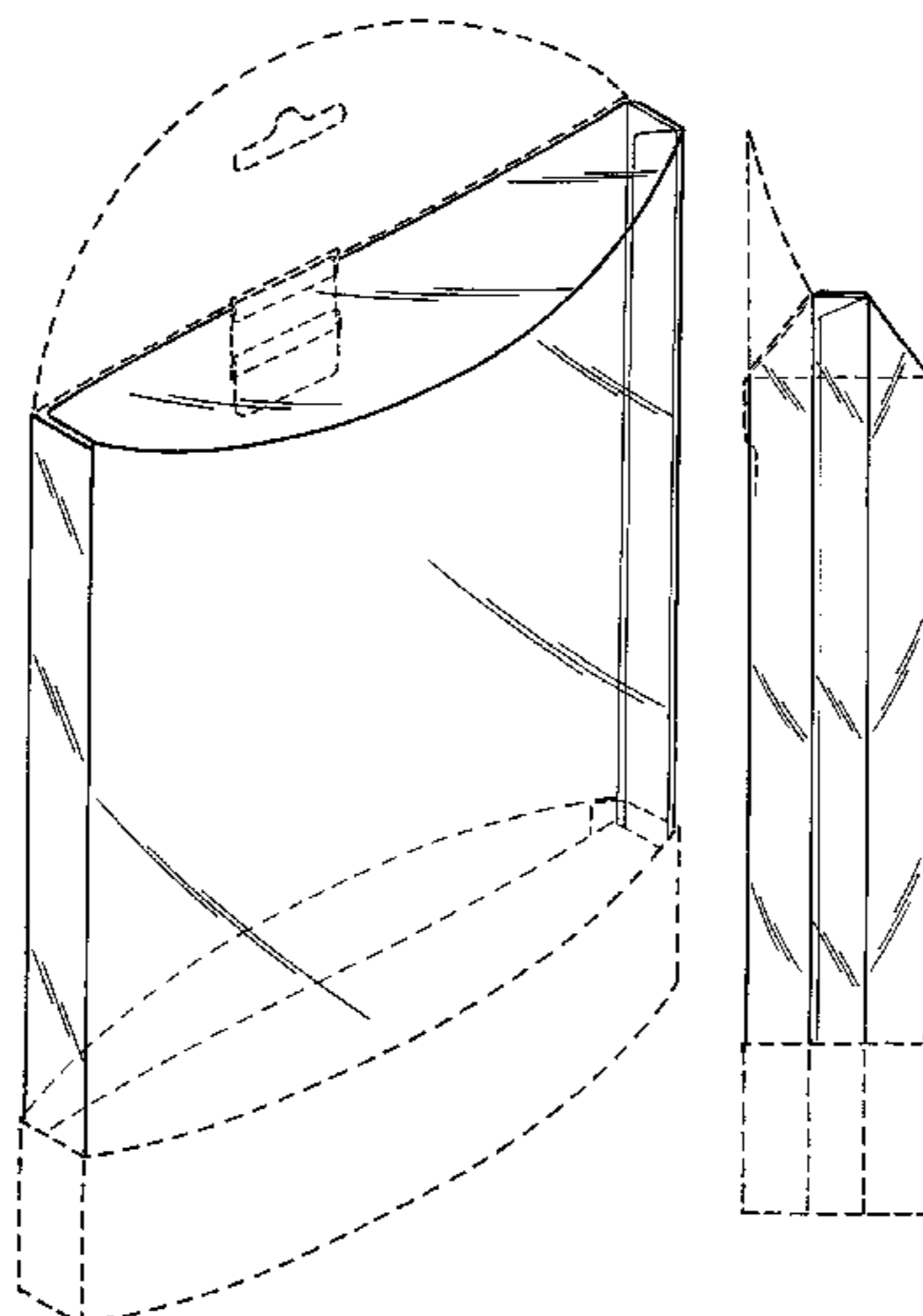
FIG. 11 is a right side elevational view of the embodiment of FIG. 8; and,

FIG. 12 is a rear elevational view of the embodiment of FIG. 8.

The broken lines in the drawings represent environmental structure and form no part of the claimed design.

(Continued)

**1 Claim, 9 Drawing Sheets**



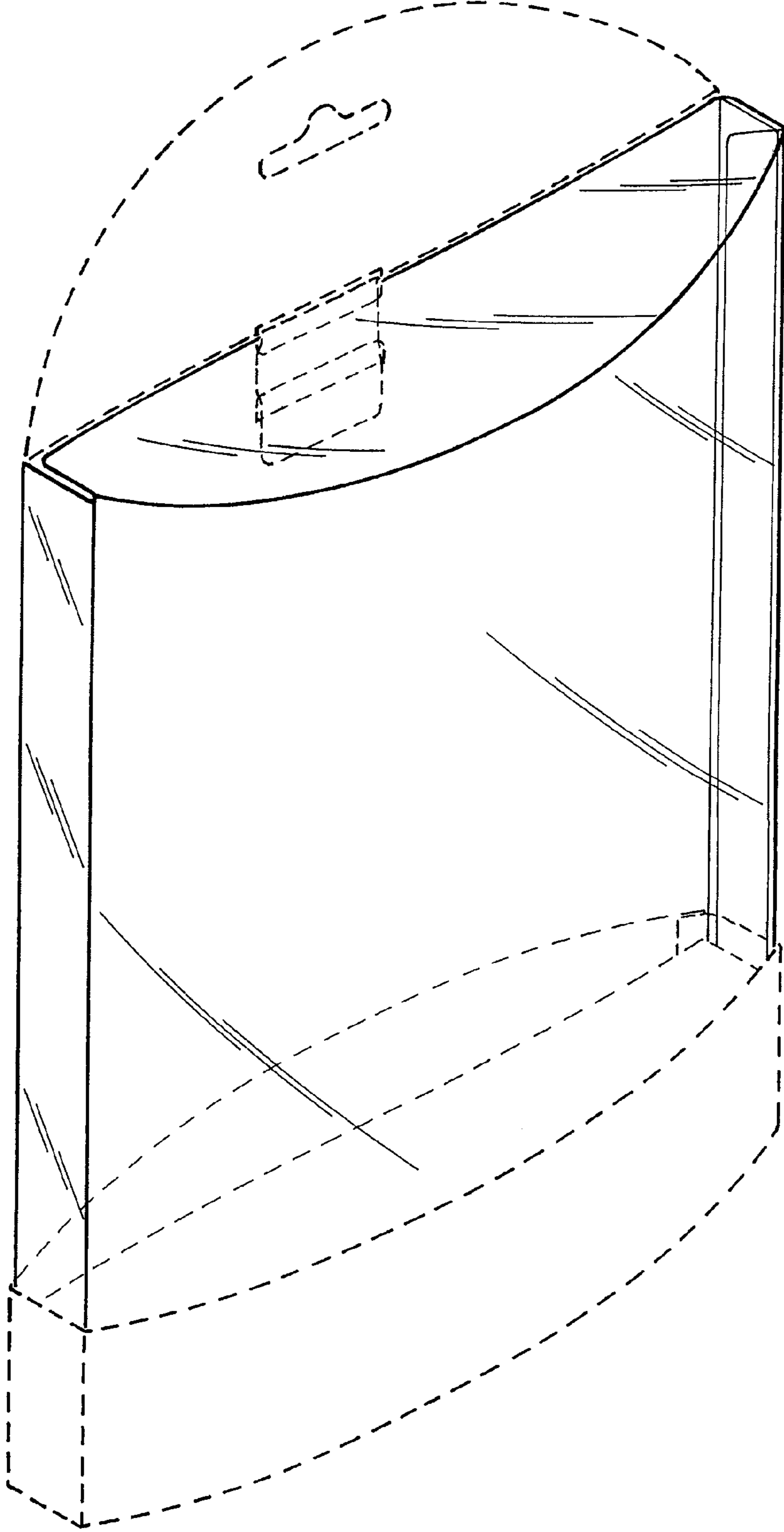
# US D578,875 S

Page 2

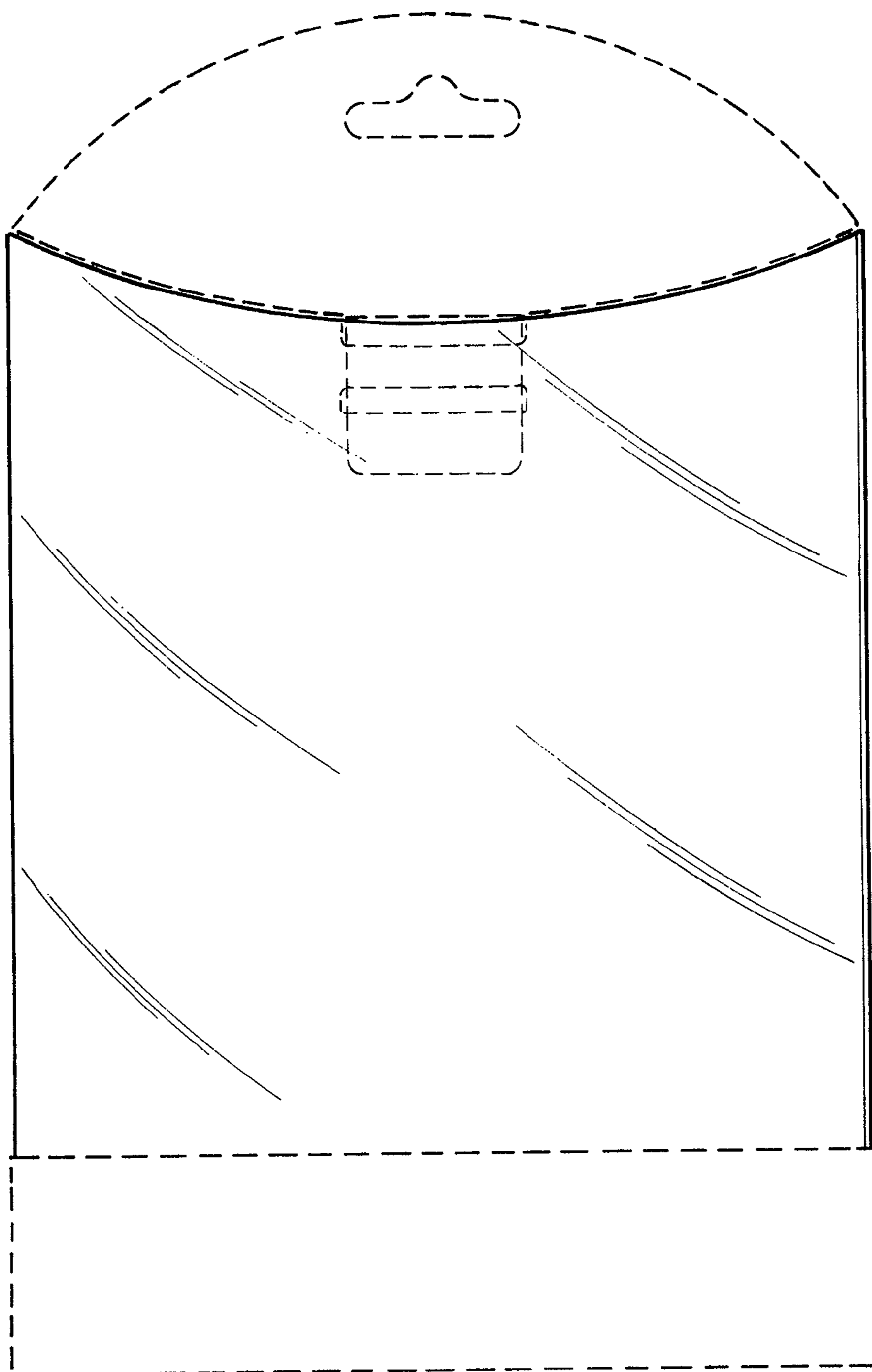
---

U.S. PATENT DOCUMENTS							
D249,869	S	10/1978	Tillander	D422,210	S *	4/2000	Sturkie et al. .... D9/415
D250,171	S *	11/1978	Yoshimoto ..... D3/203.2	D423,926	S	5/2000	Kellar et al.
D275,370	S	9/1984	Smyth et al.	D429,637	S *	8/2000	Kumakura et al. .... D9/415
D275,737	S	10/1984	Carey, Jr. et al.	D430,016	S *	8/2000	Pirro et al. .... D9/415
4,630,734	A	12/1986	Severin et al.	D436,531	S *	1/2001	Holmes et al. .... D9/418
D295,833	S	5/1988	Roth	6,330,945	B1 *	12/2001	Reimer ..... 206/470
4,858,756	A	8/1989	Herrin et al.	D454,303	S	3/2002	Sipinen
D303,499	S	9/1989	Cueva et al.	D458,123	S	6/2002	Rick et al.
4,887,709	A *	12/1989	Shimamine ..... 206/6.1	D463,975	S	10/2002	Sipinen
D319,976	S	9/1991	Wortley et al.	D470,755	S	2/2003	Espinel et al.
5,069,334	A	12/1991	Herrin et al.	D470,756	S	2/2003	Espinel et al.
5,117,972	A	6/1992	Herrin et al.	D480,003	S *	9/2003	Blades ..... D9/529
5,190,200	A *	3/1993	Hammerlund ..... 225/42	D484,042	S	12/2003	Riedl
5,379,894	A	1/1995	Haas et al.	D512,630	S	12/2005	Tachikawa et al.
5,458,233	A	10/1995	Herrin	D518,368	S	4/2006	Tachikawa et al.
5,499,484	A	3/1996	Herrin	D546,186	S *	7/2007	Legros ..... D9/522
D386,966	S *	12/1997	Seelig ..... D9/415	D551,572	S *	9/2007	Hsu ..... D9/730

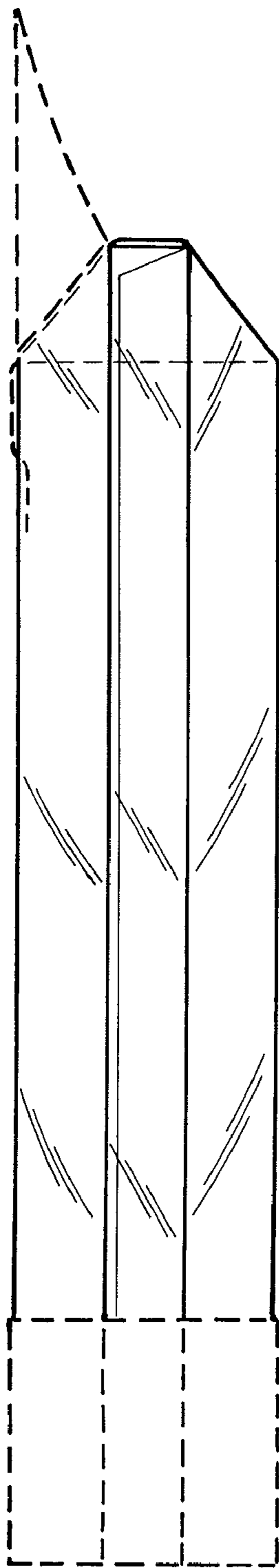
\* cited by examiner



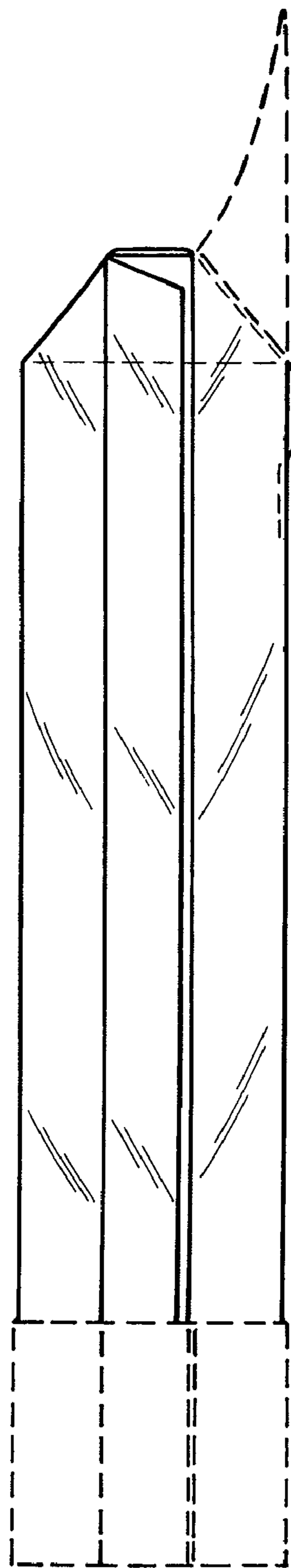
*Fig. 1*



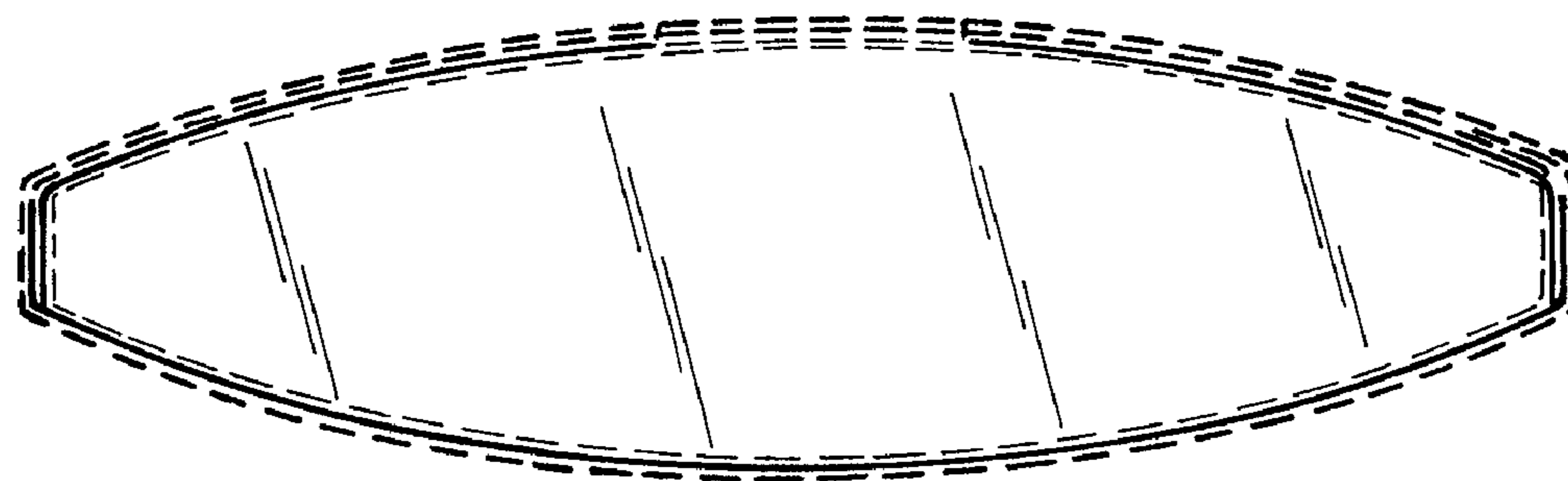
*Fig. 2*



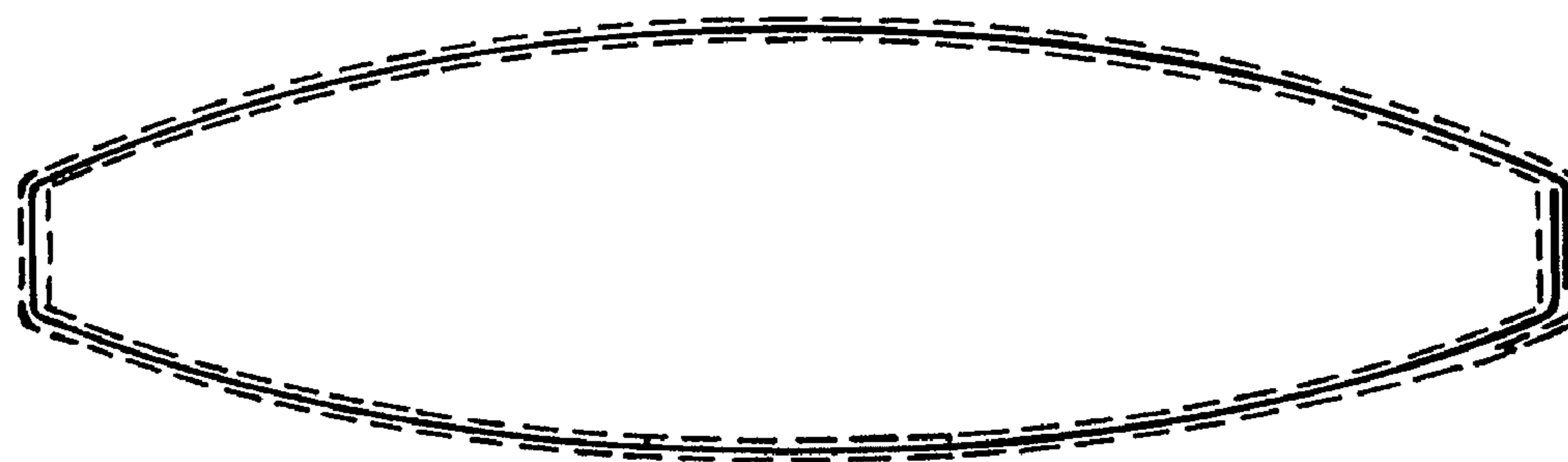
*Fig. 3*



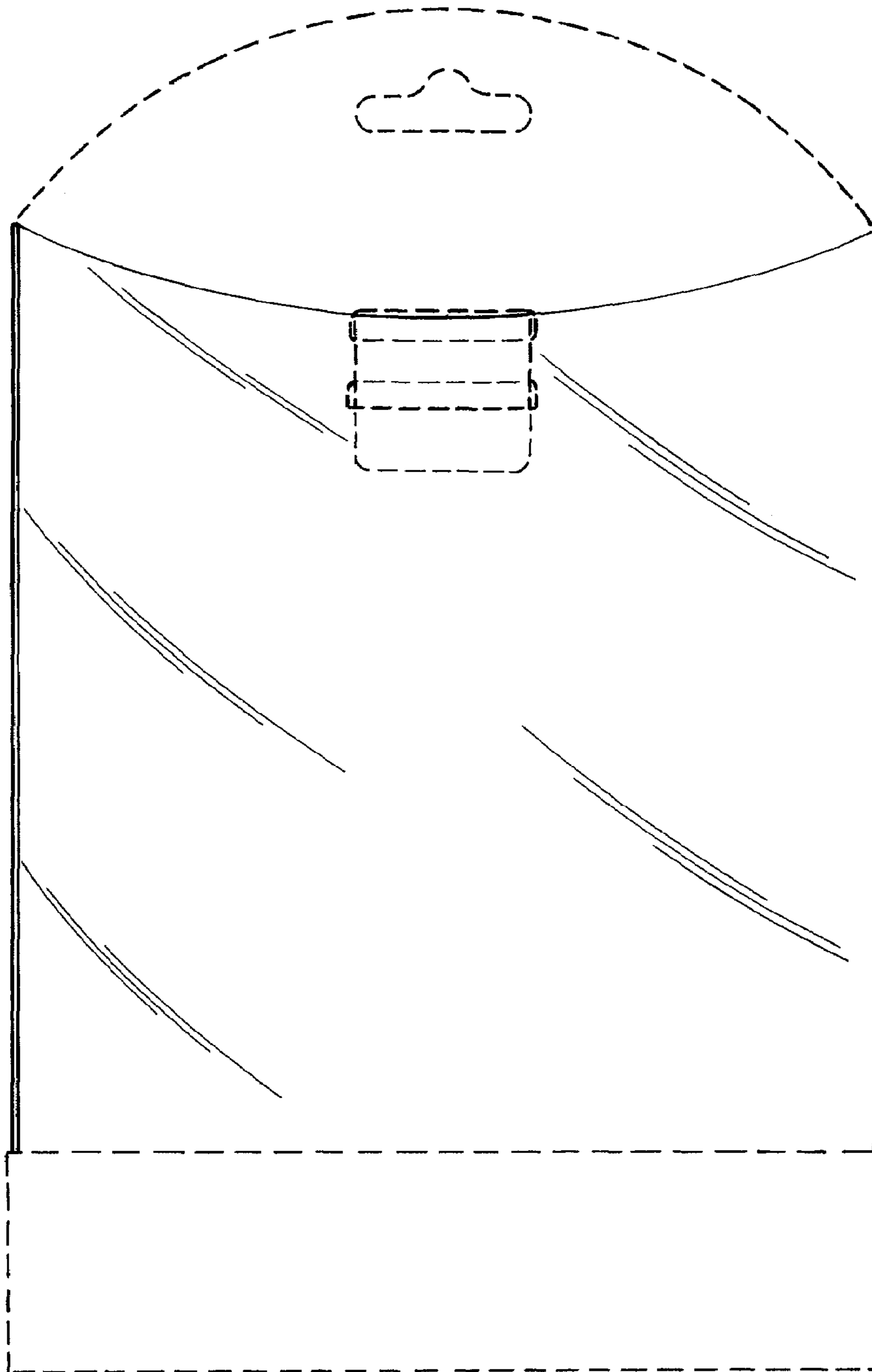
*Fig. 4*




*Fig. 5*



*Fig. 6*

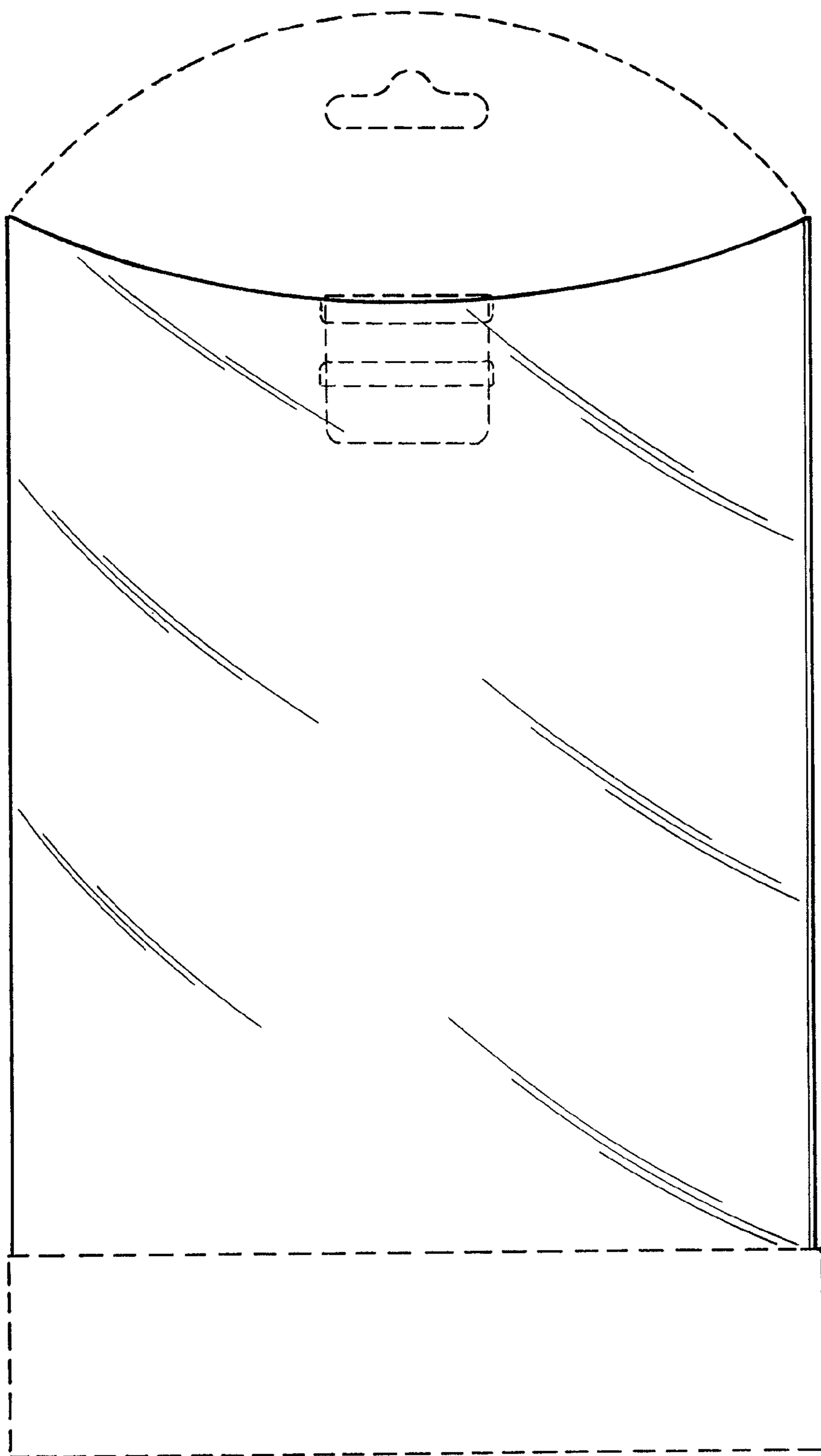


*Fig. 7*

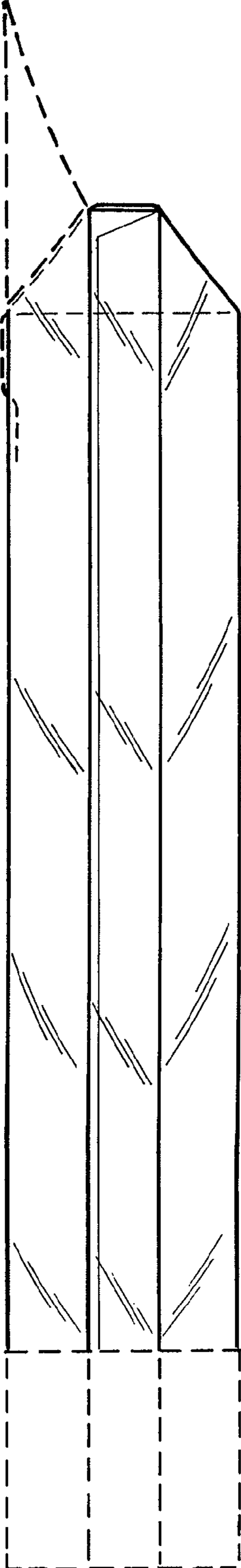


*Fig. 8*

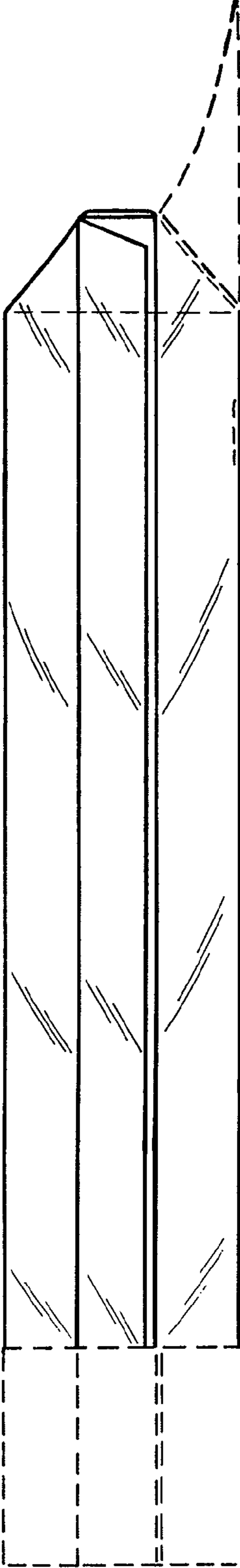




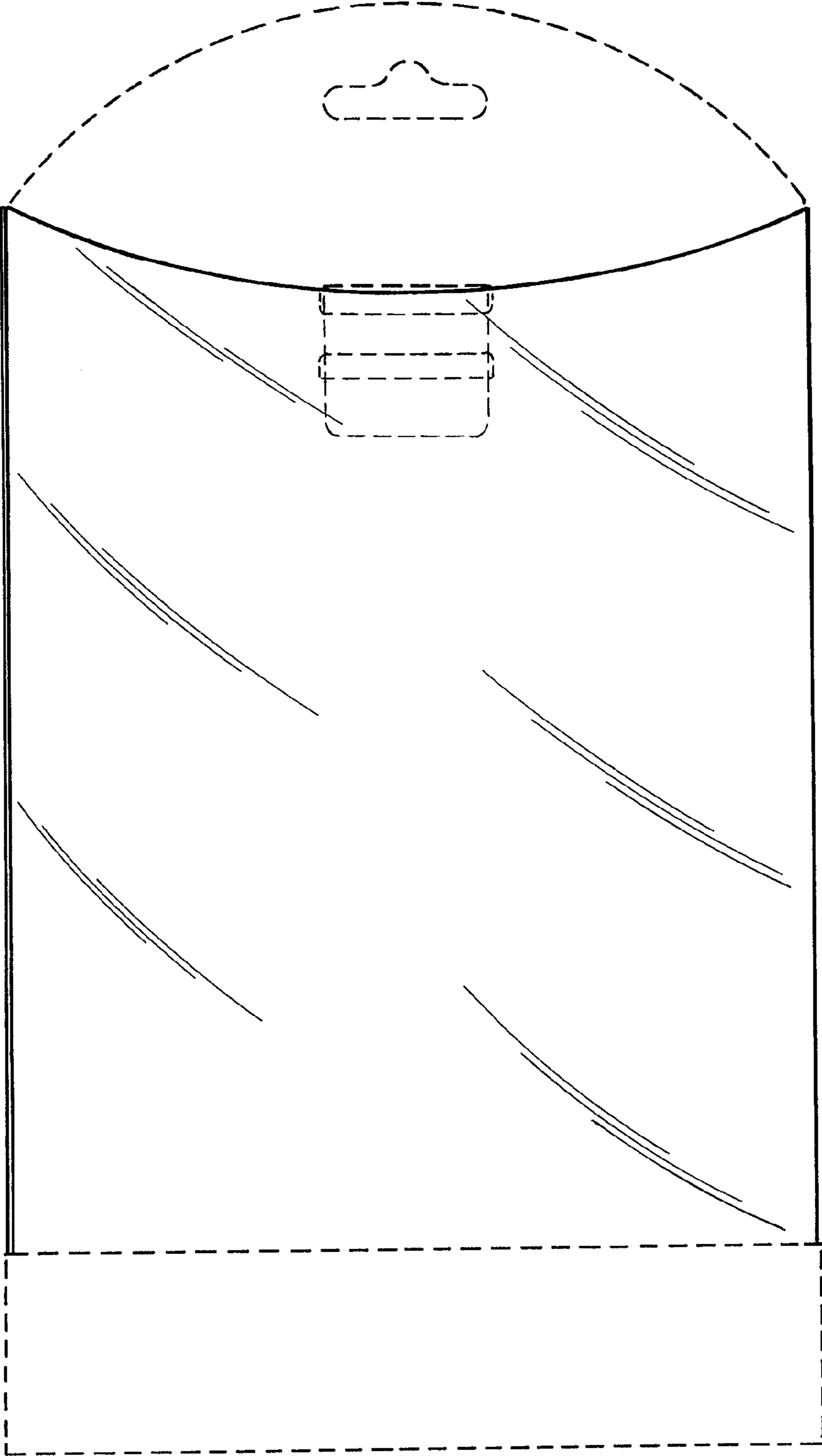
*Fig. 9*



*Fig. 10*



*Fig. 11*



*Fig. 12*