



US00D578873S

(12) **United States Design Patent**  
**Plumer**

(10) **Patent No.:** **US D578,873 S**

(45) **Date of Patent:** **\*\* Oct. 21, 2008**

(54) **DISPLAY PACKAGE FOR VEHICLE LUG NUTS**

(75) **Inventor:** **Mark Jerome Plumer**, Industry, CA (US)

(73) **Assignee:** **The Wheel Group**, Industry, CA (US)

(\*\*) **Term:** **14 Years**

(21) **Appl. No.:** **29/293,595**

(22) **Filed:** **Dec. 1, 2007**

(51) **LOC (8) Cl.** ..... **09-03**

(52) **U.S. Cl.** ..... **D9/415**

(58) **Field of Classification Search** ..... D9/715,  
D9/722, 414, 415, 418, 424, 425, 426; 206/461-471,  
206/495, 349, 372-379, 806  
See application file for complete search history.

(56) **References Cited**

**U.S. PATENT DOCUMENTS**

2,979,192 A \* 4/1961 Blonder ..... 206/321

5,002,187 A \* 3/1991 Rysner et al. .... 206/461  
D420,578 S \* 2/2000 Plumer ..... D9/415  
6,283,291 B1 \* 9/2001 Vasudeva et al. .... 206/373  
D497,547 S \* 10/2004 Kumakura et al. .... D9/415  
2005/0087464 A1 \* 4/2005 Brattesani et al. .... 206/361

\* cited by examiner

*Primary Examiner*—Catherine Tuttle

(57) **CLAIM**

The ornamental design for a display package for vehicle lug nuts, as shown and described.

**DESCRIPTION**

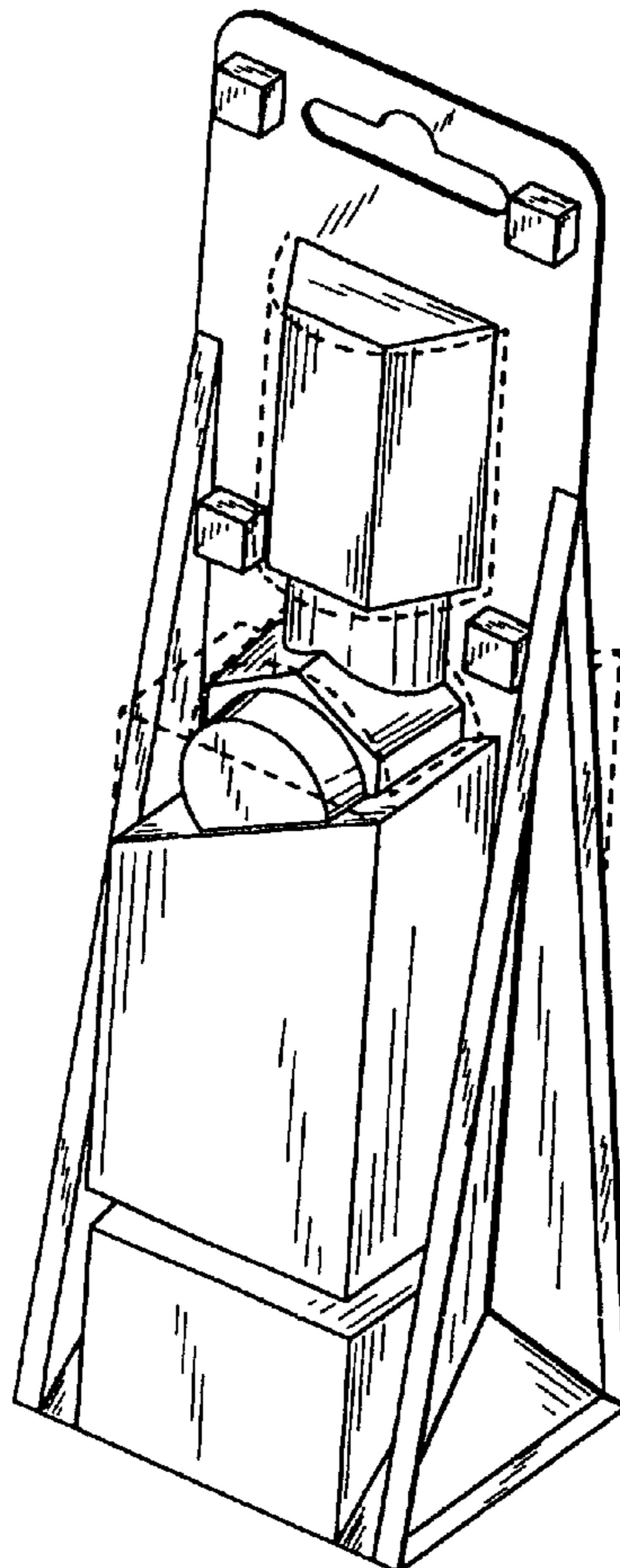
FIG. 1 is a perspective view of a display package for vehicle lug nuts showing my new design;

FIG. 2 is a front elevational view thereof; and,

FIG. 3 is a right side elevational view thereof.

The broken lines are included for the purpose of illustrating portions of the display package that form no part of the claimed design.

**1 Claim, 2 Drawing Sheets**



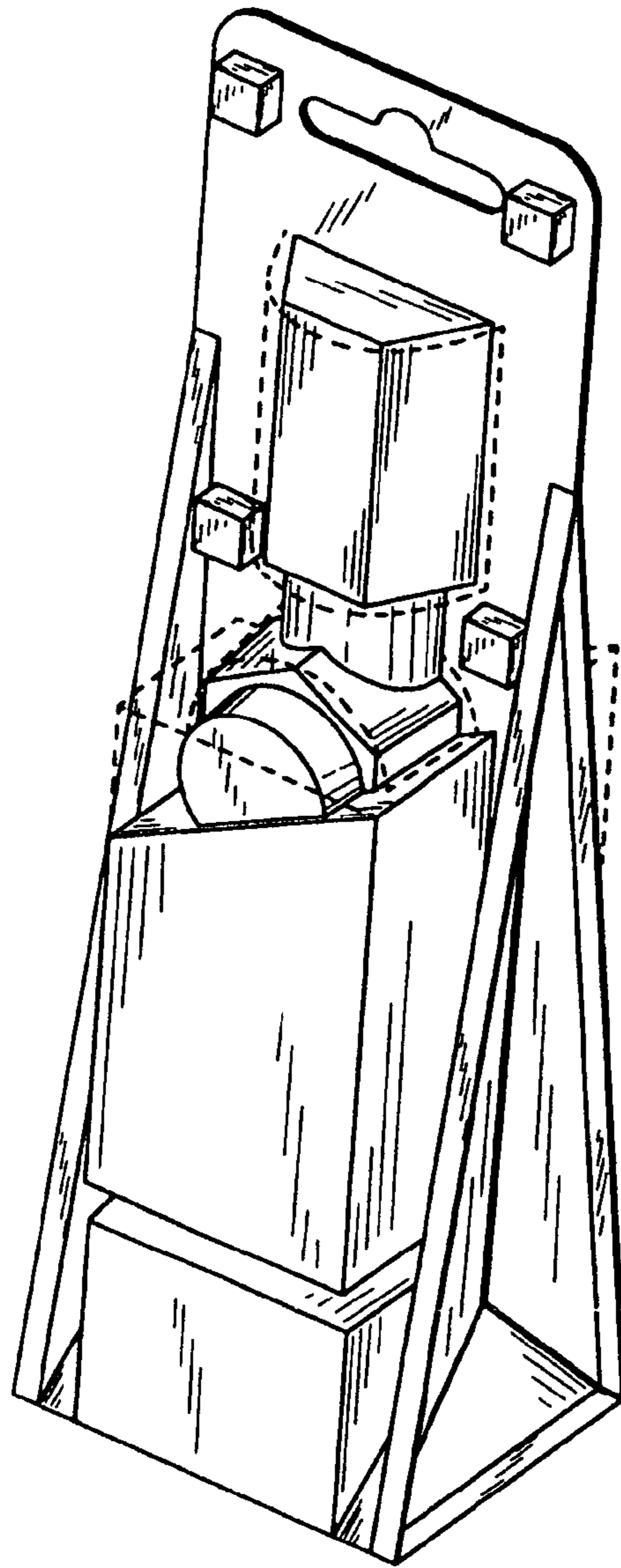


Fig. 1

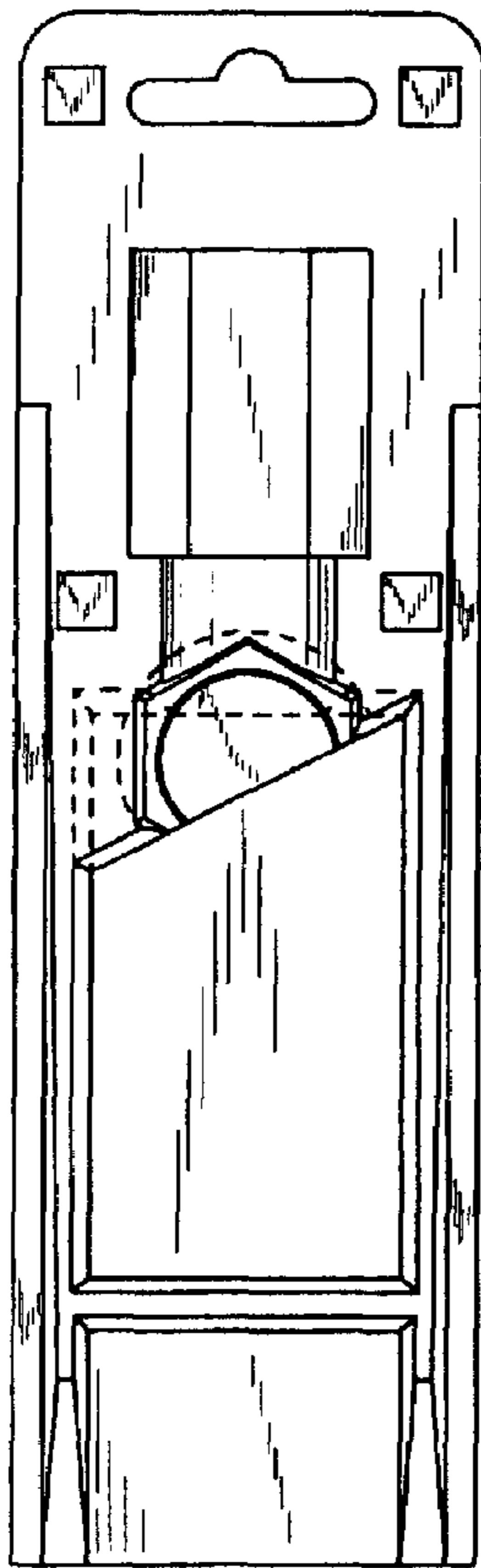


Fig. 2

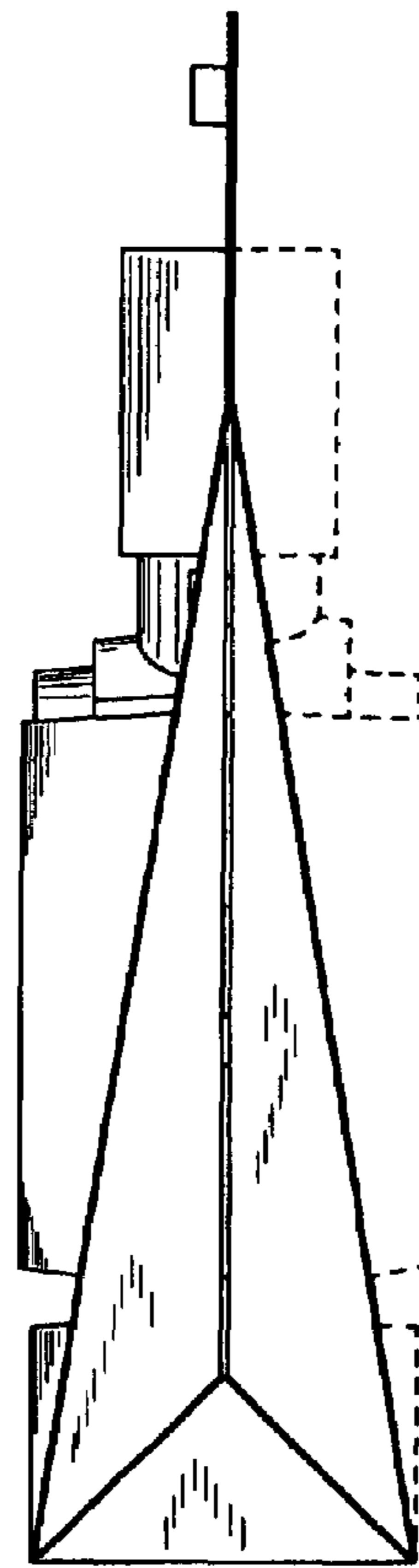


Fig. 3