



US00D578859S

(12) **United States Design Patent**
Bednarz

(10) **Patent No.:** **US D578,859 S**
(45) **Date of Patent:** **** Oct. 21, 2008**

(54) **ATTACHABLE HANDLE**

(76) Inventor: **Jason B. Bednarz**, 1705-26th St., SW.,
Devils Lake, ND (US) 58301

(**) Term: **14 Years**

(21) Appl. No.: **29/284,977**

(22) Filed: **Sep. 19, 2007**

(51) **LOC (8) Cl.** **08-06**

(52) **U.S. Cl.** **D8/300**

(58) **Field of Classification Search** D8/300,
D8/107, 10, 14, 51; D21/483, 777; 16/110.1,
16/426, 429; 15/236.01, 236.04, 144.2, 172;
172/342, 375, 378; 294/50, 57, 58
See application file for complete search history.

(56) **References Cited**

U.S. PATENT DOCUMENTS

333,173	A *	12/1885	Taylor	172/372
1,800,349	A *	4/1931	Hurason	403/57
2,395,245	A *	2/1946	Booharin	15/144.2
3,203,118	A *	8/1965	Bonic	37/266
3,226,149	A *	12/1965	McJohnson	294/50
D291,863	S *	9/1987	Kolonia	D8/107
4,742,596	A *	5/1988	Altman	15/210.1
4,848,818	A *	7/1989	Smith	294/19.1

D307,698	S *	5/1990	Bonie	D8/14
5,133,582	A *	7/1992	Rocha	294/58
D406,927	S *	3/1999	Feldmeier	D30/162
6,704,968	B2 *	3/2004	Lau	16/426

* cited by examiner

Primary Examiner—Paula A Greene
(74) *Attorney, Agent, or Firm*—David A. Lingbeck

(57) **CLAIM**

The ornamental design for an attachable handle, as shown and described.

DESCRIPTION

FIG. 1 is a front view of an attachable handle showing my new design.

FIG. 2 is a back view of the attachable handle.

FIG. 3 is a left side view of the attachable handle.

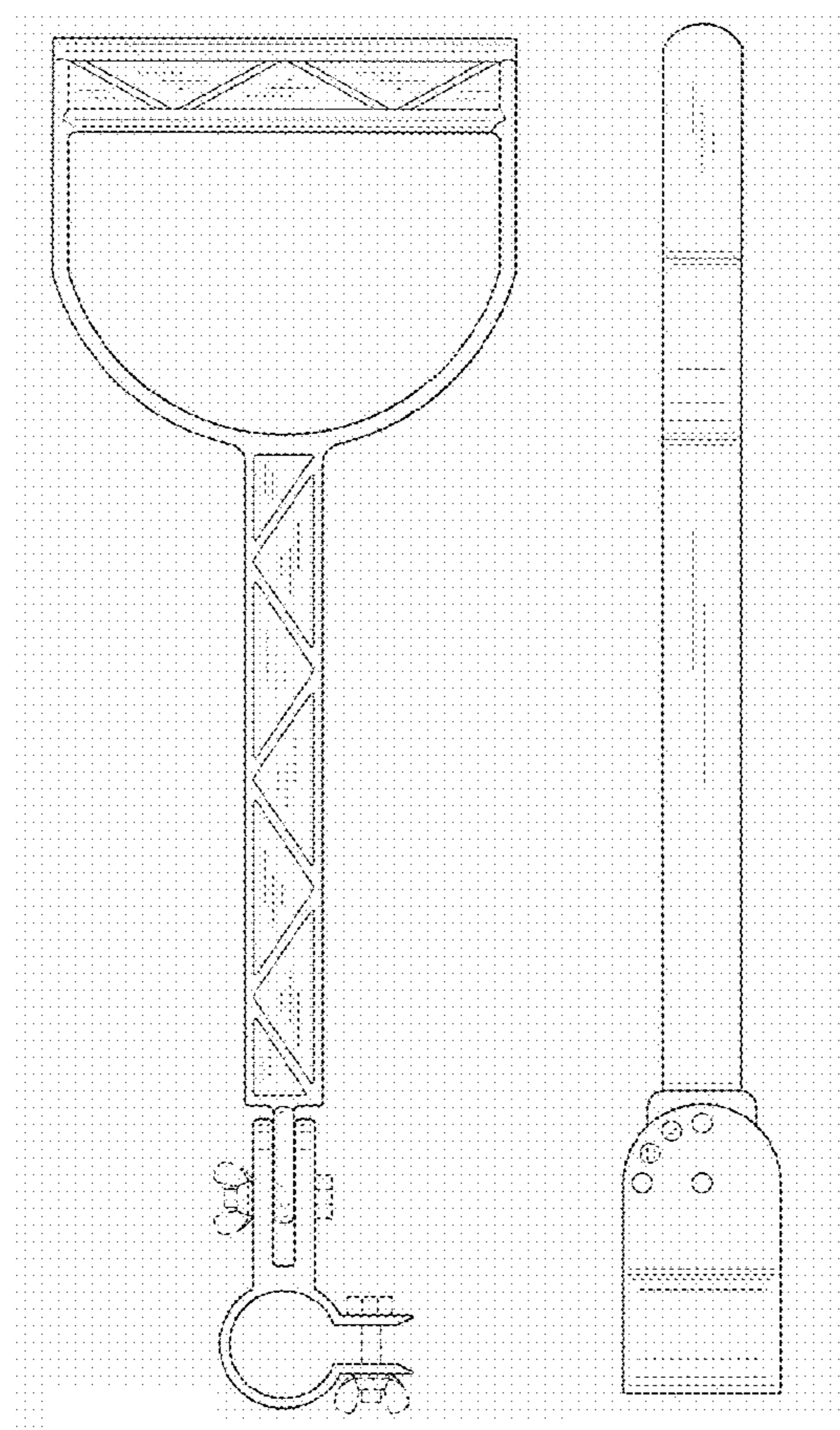
FIG. 4 is a right side view of the attachable handle.

FIG. 5 is a top view of the attachable handle; and,

FIG. 6 is a bottom side view of the attachable handle.

The fasteners are shown in broken lines for illustrative purposes and forms no part of the claimed design.

1 Claim, 3 Drawing Sheets






FIG. 1




FIG. 2




FIG. 3




FIG. 4

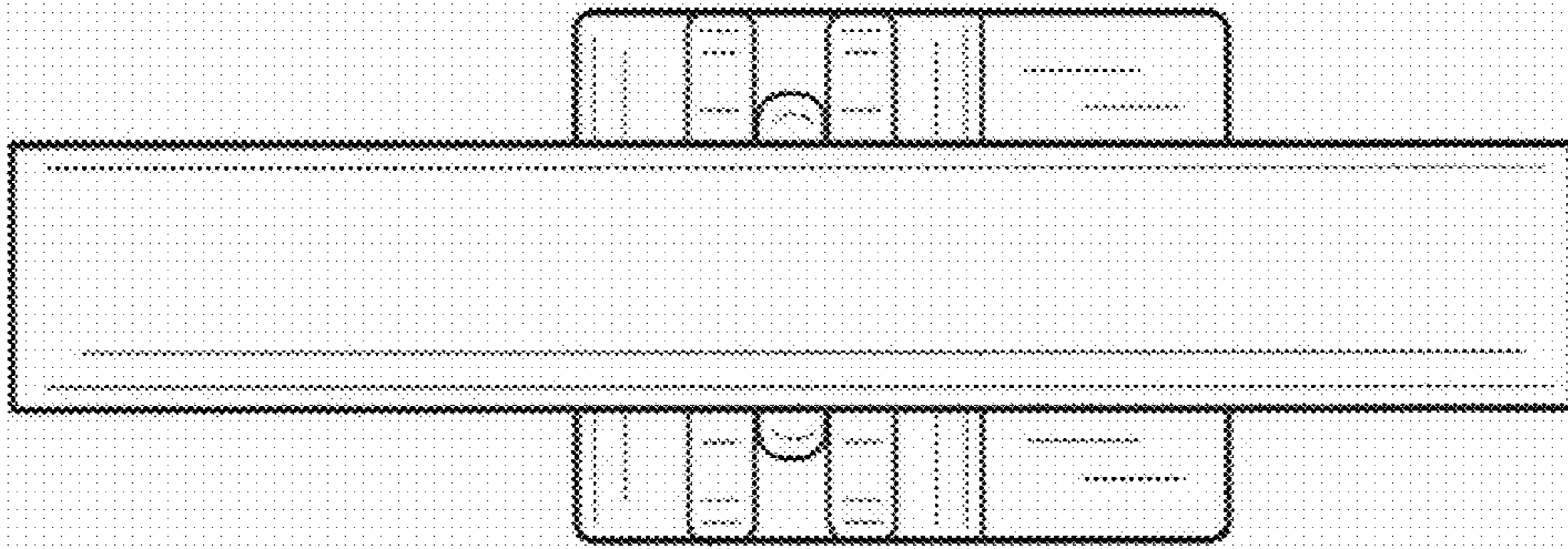


FIG. 5

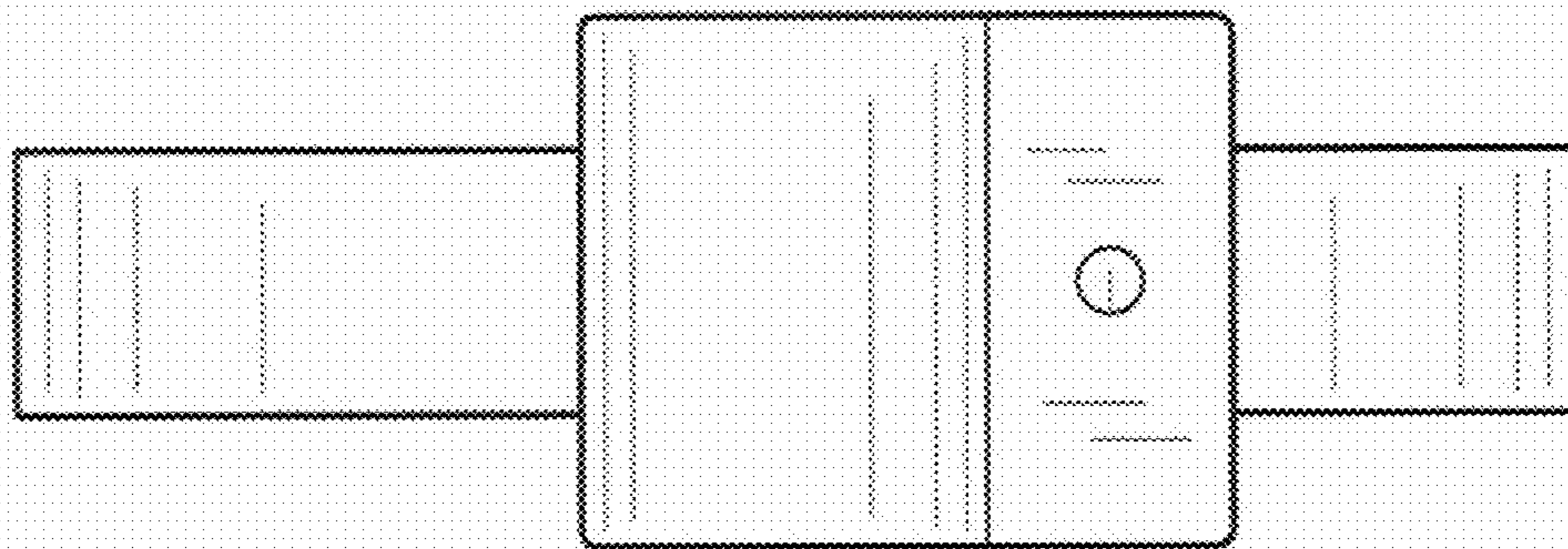


FIG. 6