



US00D578849S

(12) **United States Design Patent**
Whited et al.

(10) **Patent No.:** **US D578,849 S**
(45) **Date of Patent:** **** Oct. 21, 2008**

(54) **TORCH BODY**

(76) Inventors: **Todd Whited**, 2233 W. 110th St.,
Cleveland, OH (US) 44102-3511; **Eric**
Krause, 1414 Marshall St. NE.,
Minneapolis, MN (US) 55413; **Dan**
Clements, 1414 Marshall St. NE.,
Minneapolis, MN (US) 55413

D514,606 S * 2/2006 Picaza D15/144.2
6,998,575 B1 * 2/2006 Kensrue 219/137.31
D535,166 S * 1/2007 Kensrue et al. D8/30
D537,092 S * 2/2007 Owens D15/144
D555,446 S * 11/2007 Picaza Ibarrodo D8/30
2004/0020908 A1 2/2004 Centner
2004/0020909 A1 2/2004 Bauer
2004/0166454 A1 8/2004 Zwicker

(**) Term: **14 Years**

* cited by examiner

(21) Appl. No.: **29/248,264**

Primary Examiner—Philip S Hyder
(74) *Attorney, Agent, or Firm*—Lindon & Lindon

(22) Filed: **Aug. 7, 2006**

(57) **CLAIM**

(51) **LOC (8) Cl.** **08-05**

I claim the ornamental design for a torch body, as shown.

(52) **U.S. Cl.** **D8/30**

(58) **Field of Classification Search** D8/29.1,
D8/30; D15/144; 219/137.31, 137.7, 137.42,
219/137.62; 266/48; 239/414
See application file for complete search history.

DESCRIPTION

FIG. 1 is a back elevational view of a torch body according to the invention.

(56) **References Cited**

U.S. PATENT DOCUMENTS

D207,977 S 6/1967 Kensrue
D296,863 S * 7/1988 Vigneau D8/30
D326,594 S * 6/1992 Haberman D8/30
D329,971 S 10/1992 Pryor
D343,629 S 1/1994 Bode
D350,884 S 9/1994 Sperling
6,025,574 A * 2/2000 Colangelo, Jr. 219/137.31
6,225,599 B1 * 5/2001 Altekruze 219/137.31
D476,539 S * 7/2003 Pryor D8/30
6,649,858 B2 * 11/2003 Wakeman 219/73.2
6,824,735 B2 * 11/2004 Pryor 266/48
6,979,799 B2 * 12/2005 Centner 219/137.31

FIG. 2 is a side elevational view of the torch body of FIG. 1.

FIG. 3 is a front elevational view of the torch body of FIG. 1.

FIG. 4 is a top view of the torch body of FIG. 1.

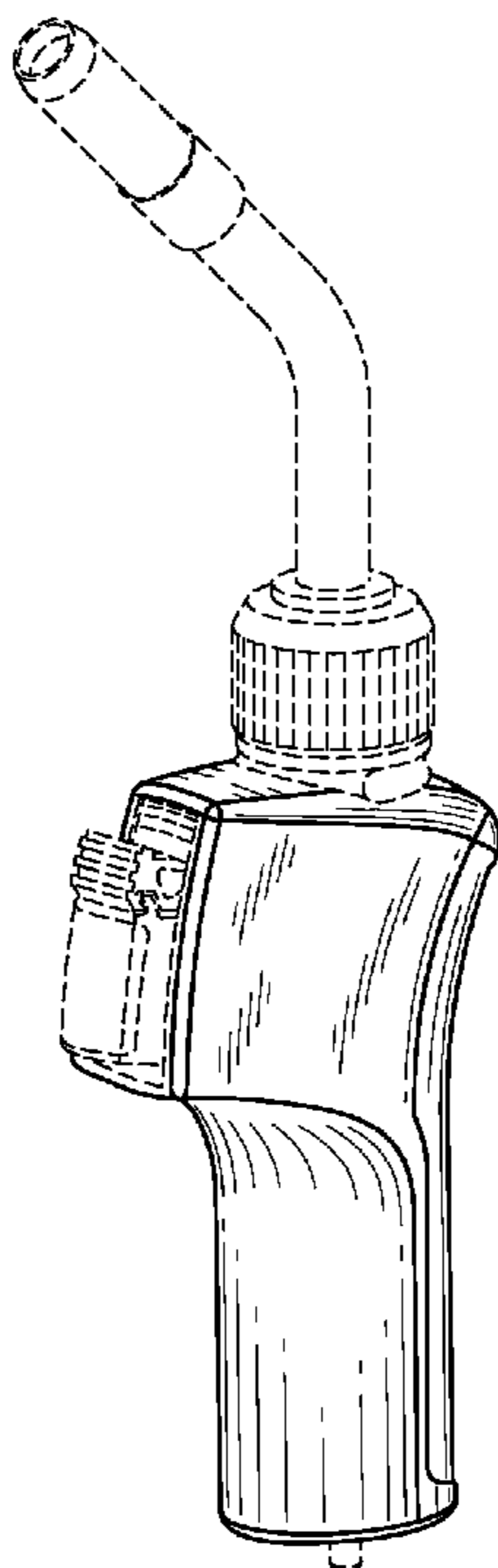
FIG. 5 is a bottom view of the torch body of FIG. 1.

FIG. 6 is a side elevational view in perspective of the torch body of FIG. 1; and,

FIG. 7 is a front bottom elevational view in perspective of the torch body of FIG. 1.

The broken line portions of the torch are included for the purpose of illustrating environment and form no part of the claimed design.

1 Claim, 4 Drawing Sheets






FIG. 1

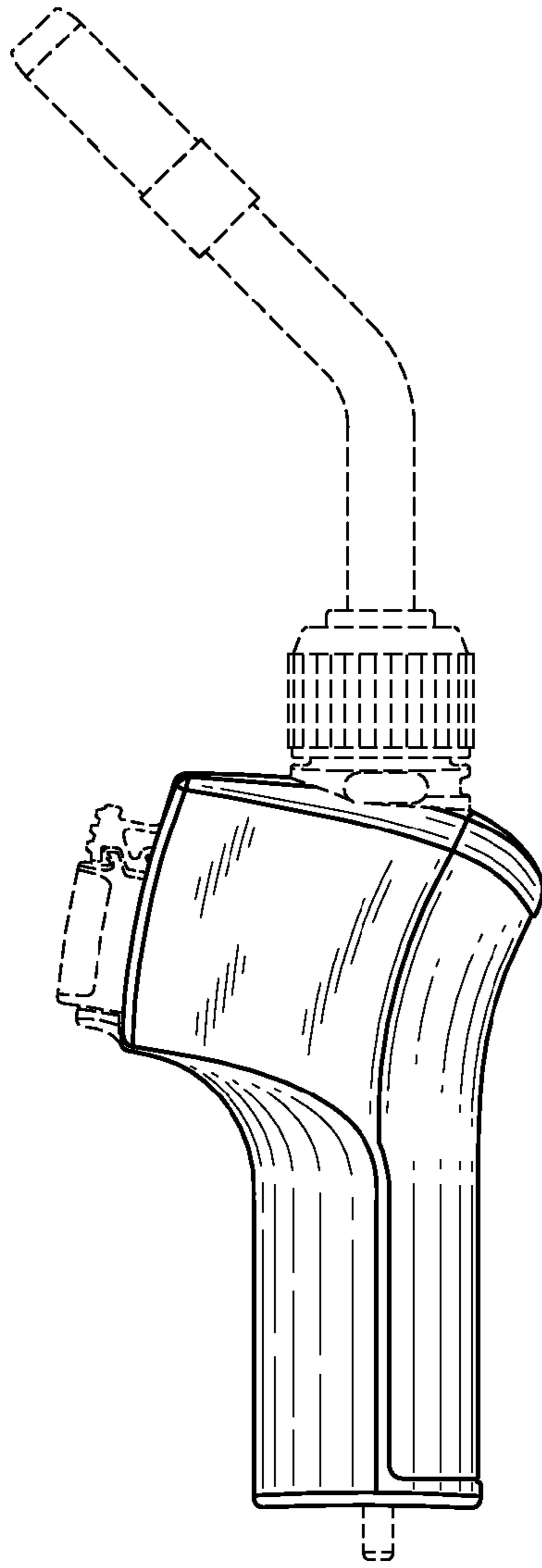


FIG. 2




FIG. 3

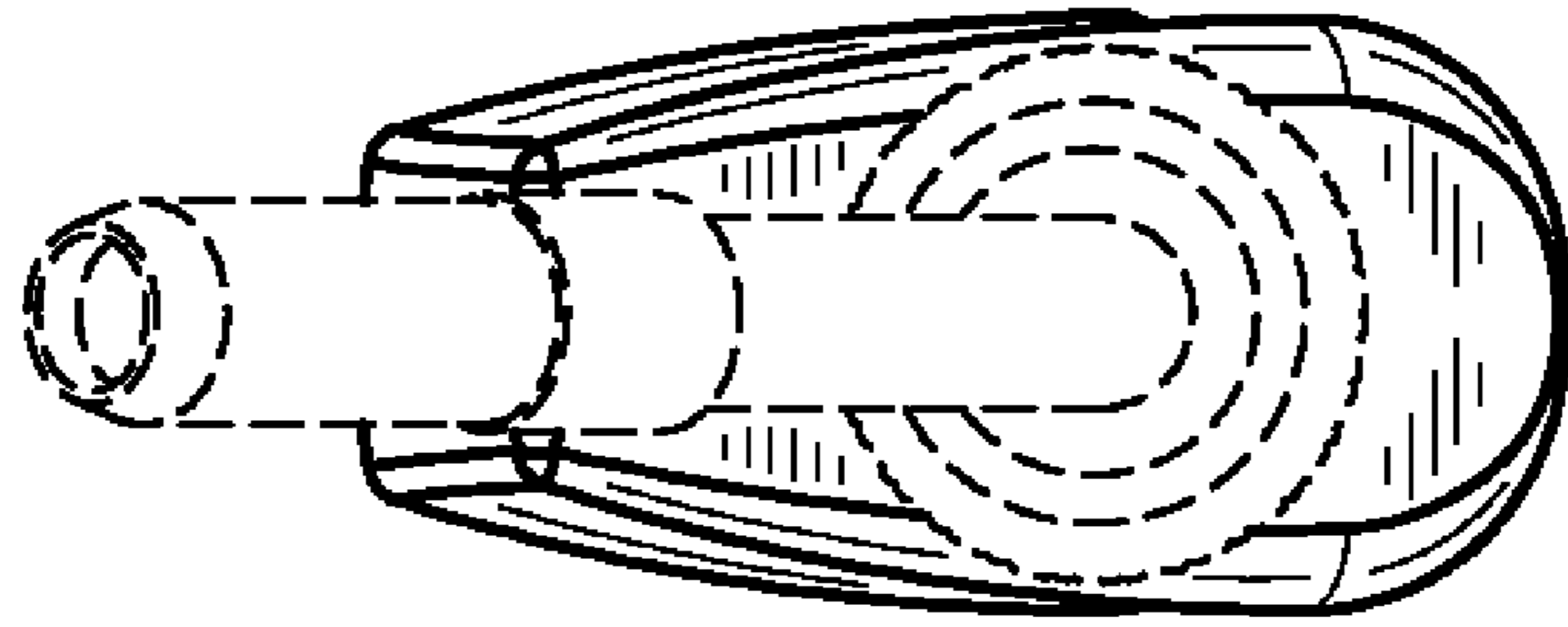


FIG. 4

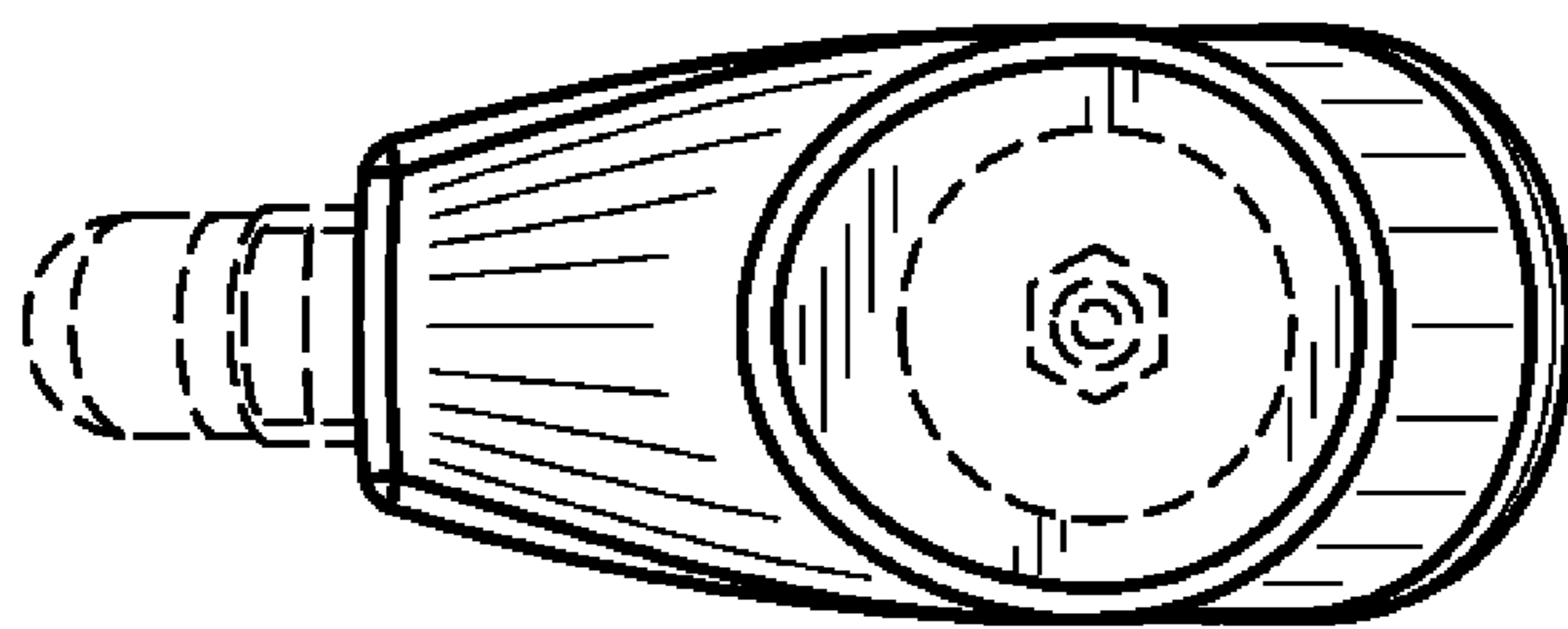


FIG. 5

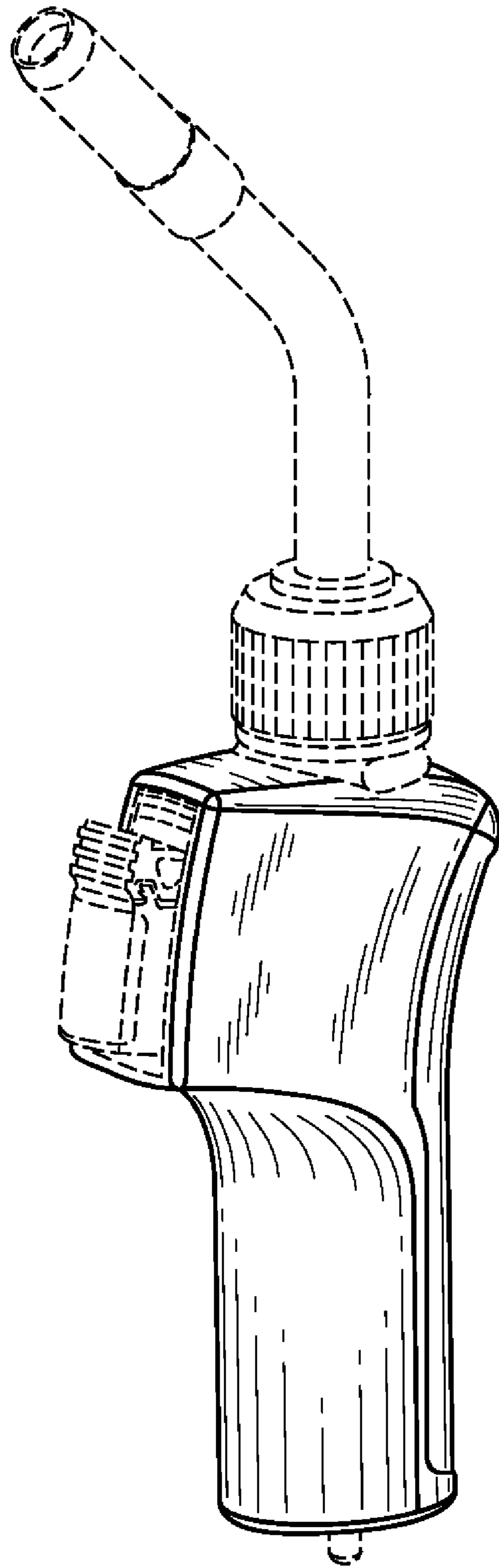


FIG. 6

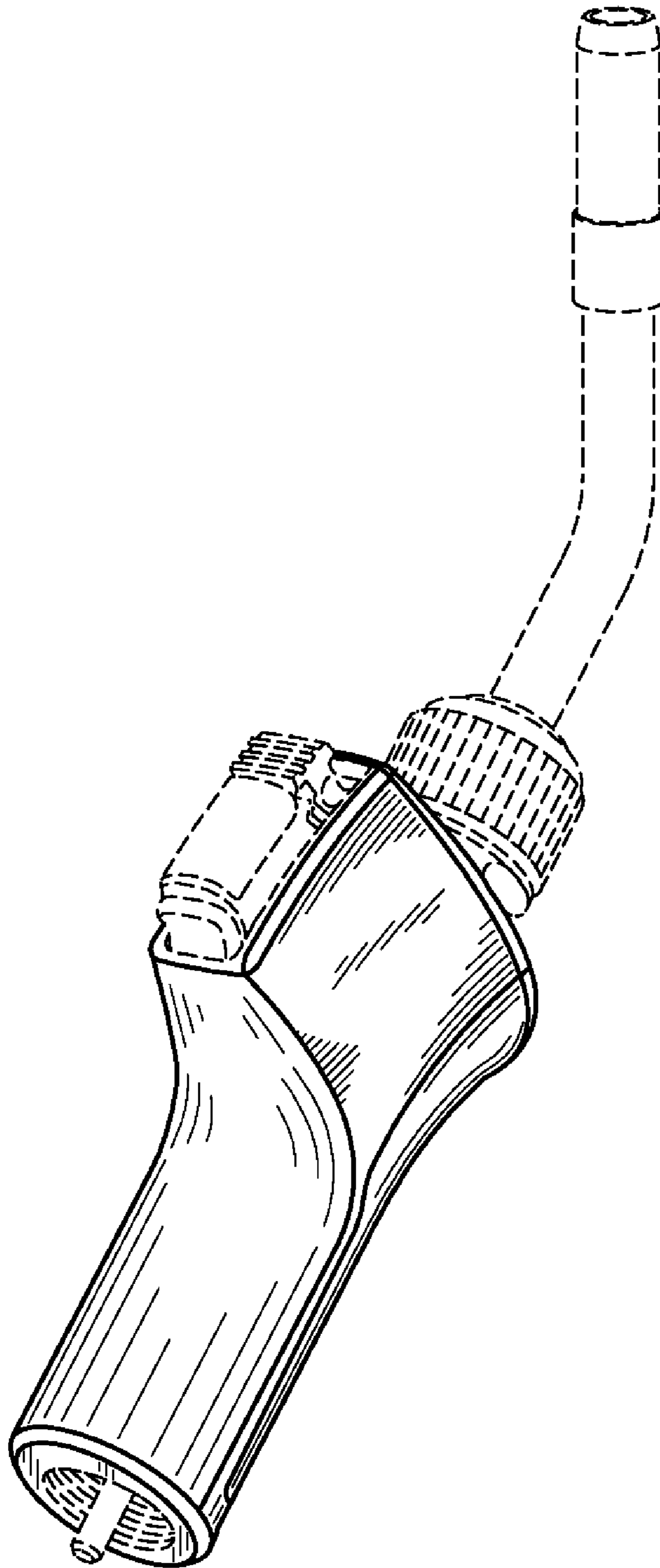


FIG. 7