



US00D578848S

(12) **United States Design Patent**  
**Camacho**

(10) **Patent No.:** **US D578,848 S**

(45) **Date of Patent:** **\*\* Oct. 21, 2008**

(54) **SAW BLADE**

(75) **Inventor:** **Jorge Lopez Camacho**, Oxnard, CA  
(US)

(73) **Assignee:** **Brasseler USA Medical LLC**,  
Savannah, GA (US)

(\*\*) **Term:** **14 Years**

(21) **Appl. No.:** **29/305,815**

(22) **Filed:** **Mar. 28, 2008**

(51) **LOC (8) Cl.** ..... **08-03**

(52) **U.S. Cl.** ..... **D8/20**

(58) **Field of Classification Search** ..... D8/16,  
D8/19, 20, 64, 90-99; D22/117, 118; 7/118,  
7/148; 30/142, 144, 165, 166.3, 272.1, 314,  
30/320, 346, 346.5, 346.55, 346.56, 346.6,  
30/349, 351, 355, 357

See application file for complete search history.

(56) **References Cited**

**U.S. PATENT DOCUMENTS**

3,977,289	A *	8/1976	Tuke	.....	30/392
D256,877	S *	9/1980	Liebling	.....	D8/20
D270,944	S *	10/1983	Hostetler	.....	D8/16
5,098,137	A *	3/1992	Wardall	.....	D8/19
D337,160	S	7/1993	Evans	.....	D24/146
D346,318	S	4/1994	Evans	.....	D8/71
D348,194	S	6/1994	Tanis	.....	D8/70
D401,486	S *	11/1998	Becker	.....	D8/19

D402,516	S *	12/1998	Okada	.....	D8/20
D406,023	S *	2/1999	Okada	.....	D8/20
D406,039	S *	2/1999	Okada	.....	D8/95
6,113,618	A	9/2000	Nic	.....	606/176
D448,634	S *	10/2001	Hickman	.....	D8/20
D492,412	S *	6/2004	Desoutter et al.	.....	D24/146
D536,791	S *	2/2007	Eskridge et al.	.....	D8/20
D569,699	S *	5/2008	Snick	.....	D8/19

\* cited by examiner

*Primary Examiner*—Caron D. Veynar

*Assistant Examiner*—Garth Rademaker

(74) *Attorney, Agent, or Firm*—Fitzpatrick, Cella, Harper & Scinto

(57) **CLAIM**

The ornamental design for a saw blade, substantially as shown and described.

**DESCRIPTION**

FIG. 1 is a perspective view of a saw blade showing my new design;

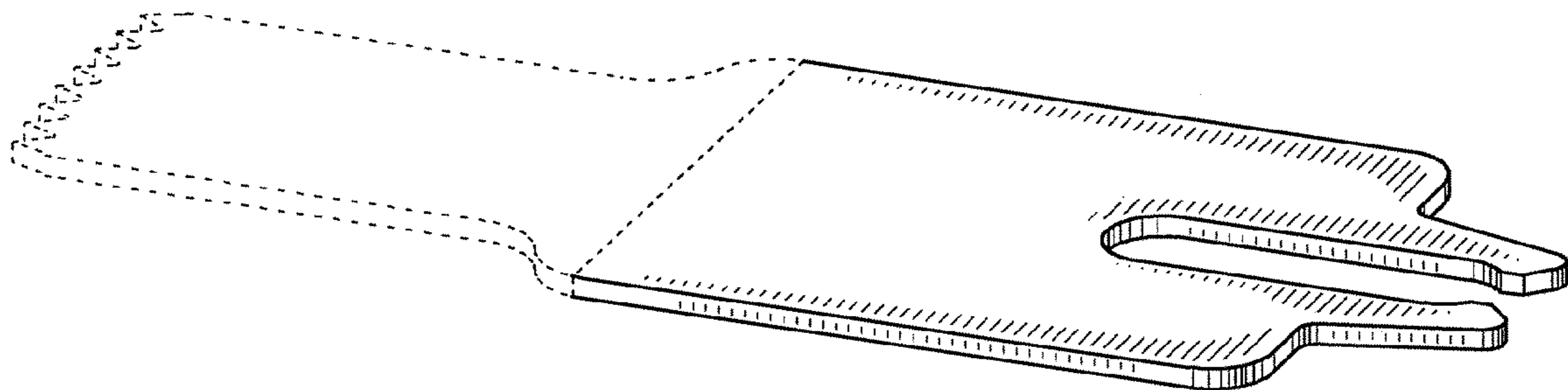
FIG. 2 is a top plan view thereof, the bottom plan view being identical thereto;

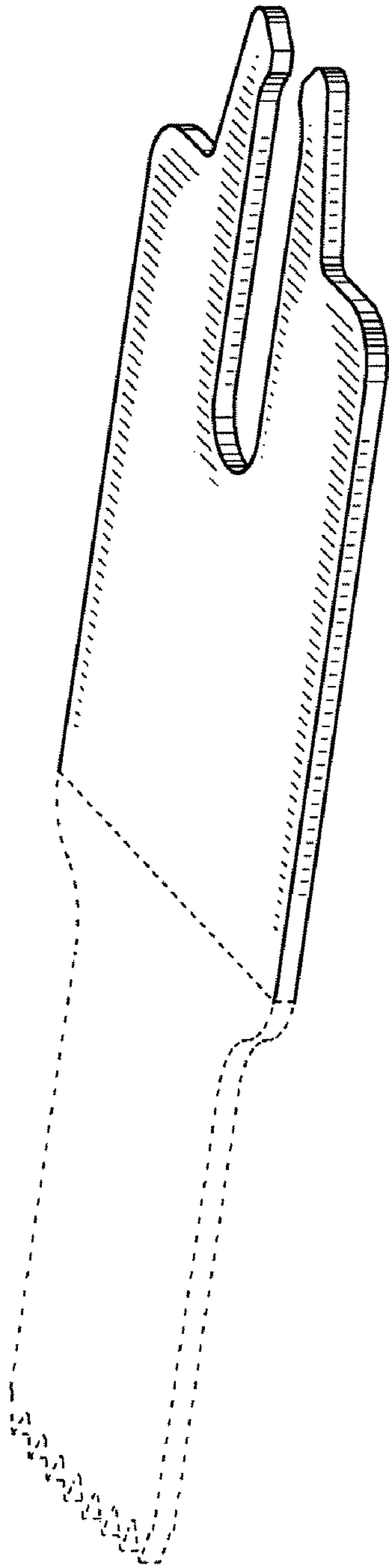
FIG. 3 is a right side elevation view thereof, the left side elevation view being a mirror image thereof; and,

FIG. 4 is a rear elevation view thereof.

The broken line portions of the figures show environmental structure only and form no part of the claimed design.

**1 Claim, 2 Drawing Sheets**





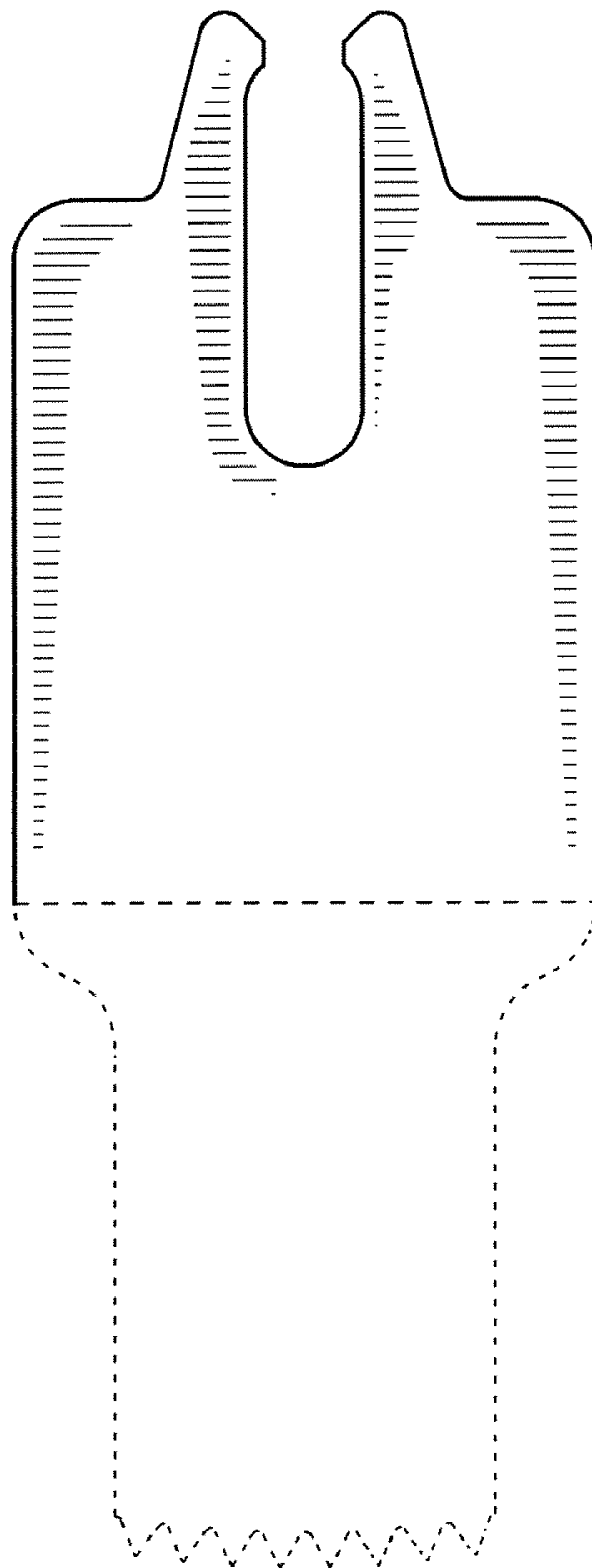
**FIG. 1**



**FIG. 3**



**FIG. 4**



**FIG. 2**