



US00D578823S

(12) **United States Design Patent**
Kim

(10) **Patent No.:** **US D578,823 S**
(45) **Date of Patent:** **** Oct. 21, 2008**

(54) **OVEN**

D557,069 S * 12/2007 Shin et al. D7/408
D564,282 S * 3/2008 Suh et al. D7/340

(75) Inventor: **Kang Doo Kim**, Kyunggi-do (KR)

(73) Assignee: **Samsung Electronics Co., Ltd.**, Suwon (KR)

(**) Term: **14 Years**

(21) Appl. No.: **29/294,631**

(22) Filed: **Jan. 18, 2008**

(51) **LOC (8) Cl.** **07-02**

(52) **U.S. Cl.** **D7/340**

(58) **Field of Classification Search** D7/339-340,
D7/346-349, 402, 407-408; 126/273 A,
126/19 R, 39 C, 211, 273 R, 273 S, 275 R,
126/257 E; 219/552, 458, 460, 464, 538;
99/402-403, 385

See application file for complete search history.

(56) **References Cited**

U.S. PATENT DOCUMENTS

D510,227 S * 10/2005 Baldwin D7/340

* cited by examiner

Primary Examiner—Catherine R Oliver

(74) *Attorney, Agent, or Firm*—Ladas and Parry LLP

(57) **CLAIM**

I claim the ornamental design for oven, as shown.

DESCRIPTION

FIG. 1 is a front/right-side/top perspective view of a oven showing my new design;

FIG. 2 is a front elevational view thereof;

FIG. 3 is a rear elevational view thereof;

FIG. 4 is a left-side elevational view thereof;

FIG. 5 is a right-side elevational view thereof;

FIG. 6 is a top-plan elevational view thereof; and,

FIG. 7 is a bottom-plan elevational view thereof.

1 Claim, 7 Drawing Sheets




FIG. 1




FIG. 2




FIG. 3




FIG. 4

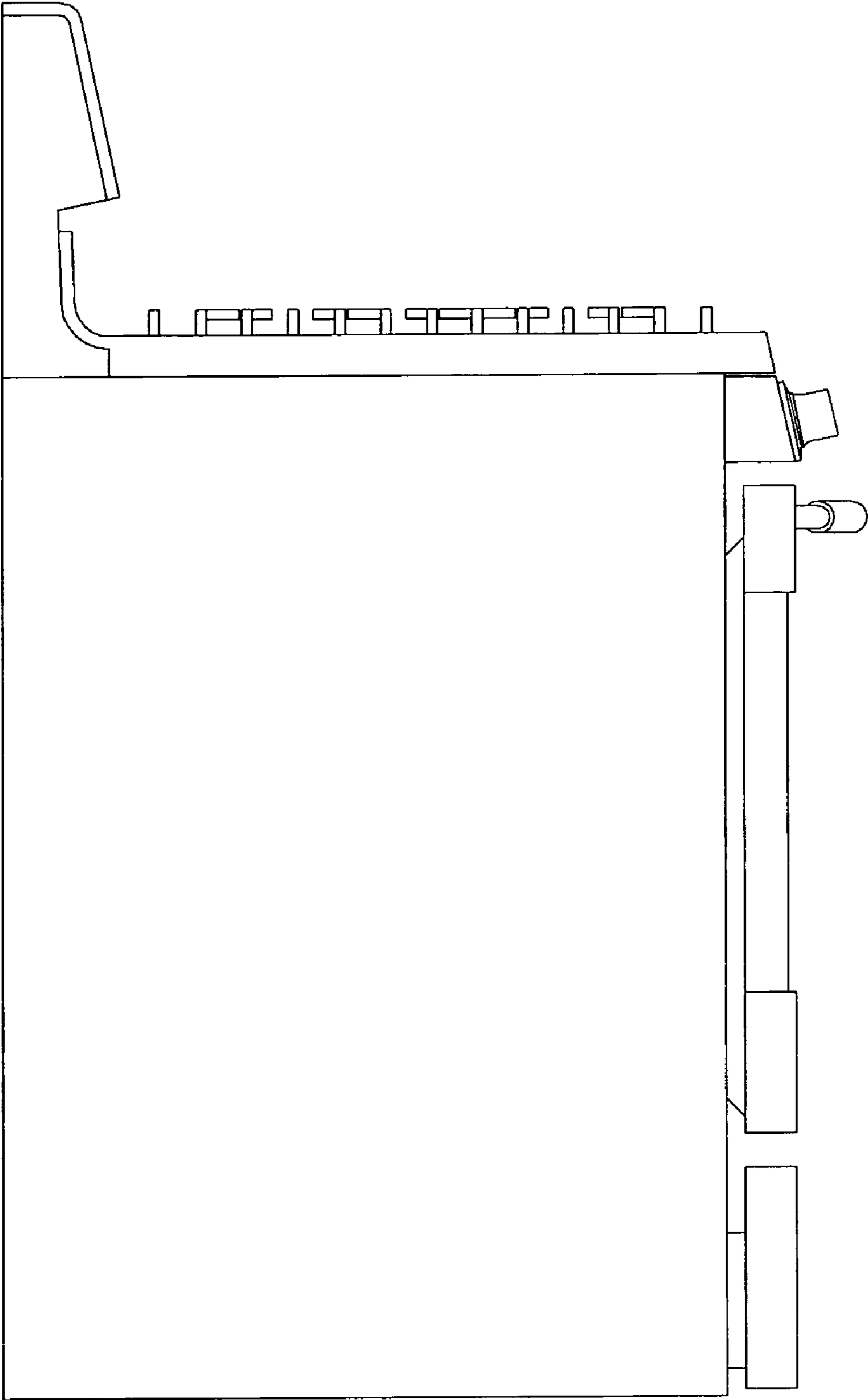


FIG. 5

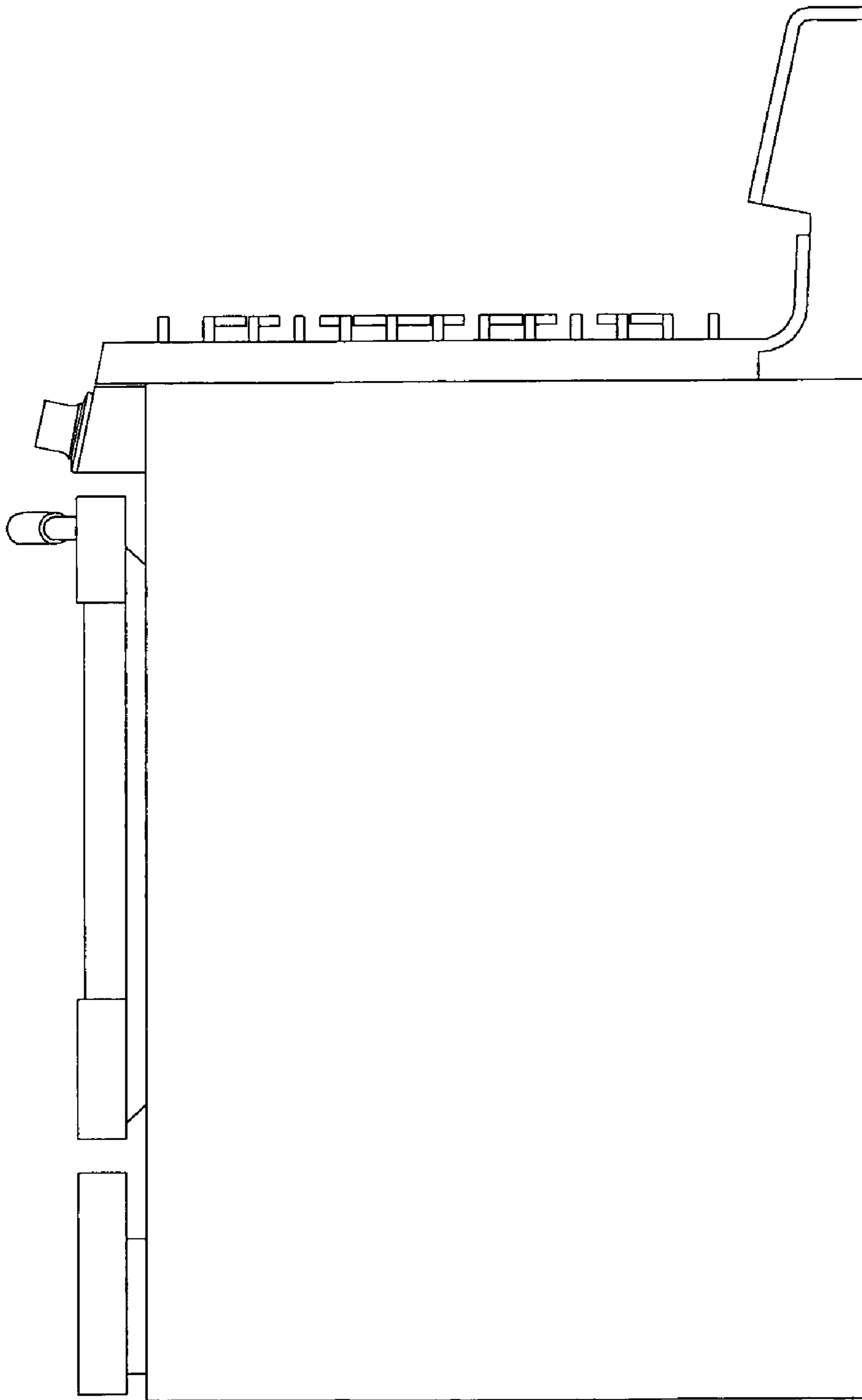


FIG. 6

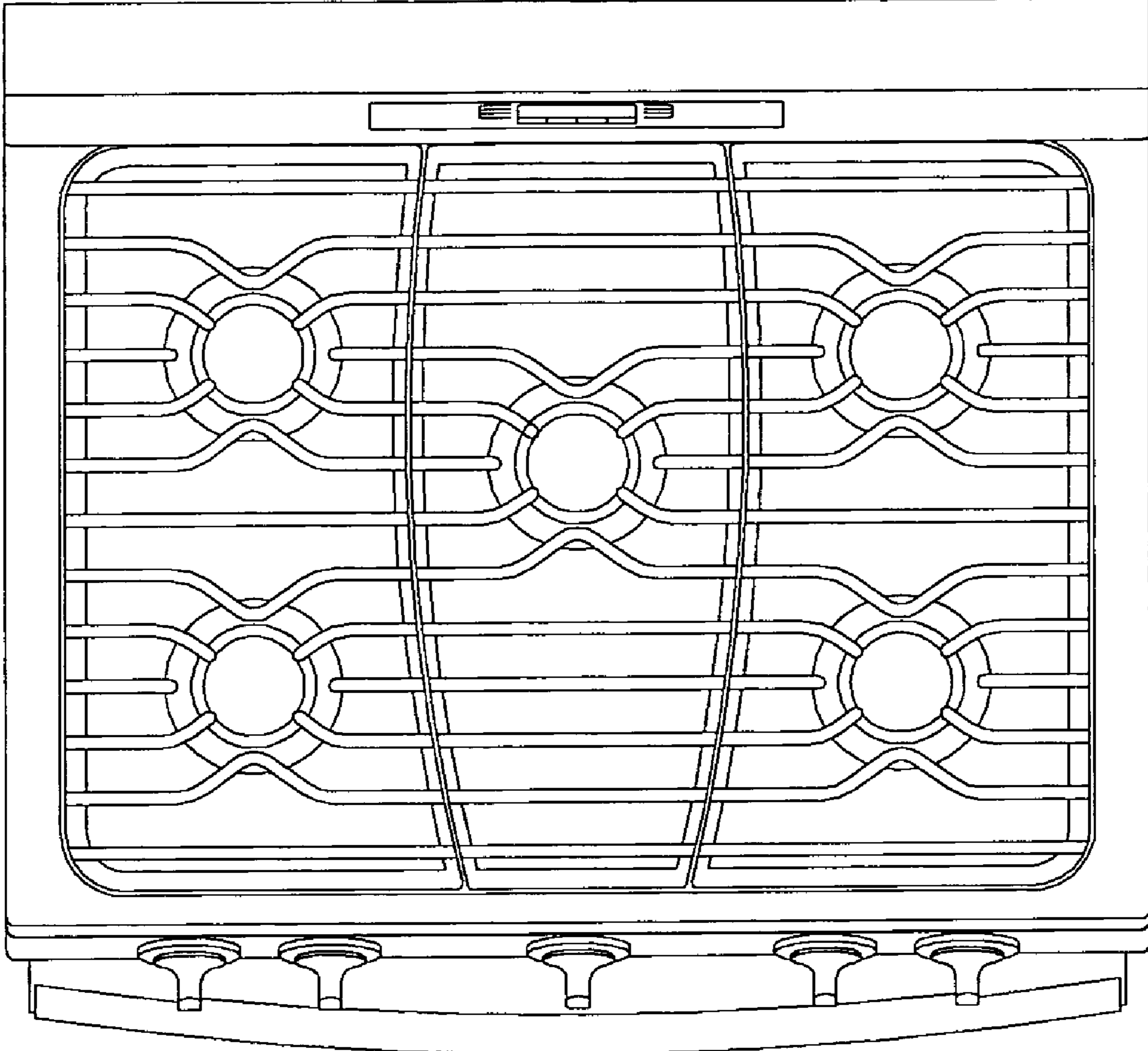


FIG. 7

