



US00D578810S

(12) **United States Design Patent**  
**Thompson**

(10) **Patent No.:** **US D578,810 S**  
(45) **Date of Patent:** **\*\* Oct. 21, 2008**

(54) **FOOTBOARD**

(75) Inventor: **David W. Thompson**, New Albany, OH  
(US)

(73) Assignee: **American Signature, Inc.**, Columbus,  
OH (US)

(\*\*) Term: **14 Years**

(21) Appl. No.: **29/296,274**

(22) Filed: **Oct. 17, 2007**

**Related U.S. Application Data**

(62) Division of application No. 29/257,484, filed on Apr.  
5, 2006, now Pat. No. Des. 558,495.

(51) **LOC (8) Cl.** ..... **06-61**

(52) **U.S. Cl.** ..... **D6/505**

(58) **Field of Classification Search** ..... D6/382,  
D6/389, 393-395, 505-508, 503, 491; 5/53.1,  
5/907, 279.1, 280, 281

See application file for complete search history.

(56) **References Cited**

**U.S. PATENT DOCUMENTS**

D86,064 S	1/1932	Squires	
3,248,743 A	5/1966	Auten	
D340,148 S	10/1993	Ball	
D340,372 S *	10/1993	Ball	D6/505
D340,593 S *	10/1993	Black	D6/393
D370,793 S	6/1996	Keller	
D373,687 S	9/1996	Walters et al.	

D385,733 S *	11/1997	Bass	D6/495
D404,230 S *	1/1999	Zaidman	D6/505
D433,850 S *	11/2000	Camfferman	D6/491
D448,947 S	10/2001	McDaniel et al.	
D466,716 S *	12/2002	Tobin, Jr.	D6/393
D466,730 S	12/2002	Camfferman	
D478,229 S *	8/2003	Jeup	D6/505
D514,350 S *	2/2006	Berry et al.	D6/393
D561,489 S *	2/2008	Domack et al.	D6/389

\* cited by examiner

*Primary Examiner*—Janice E Seeger

(74) *Attorney, Agent, or Firm*—Wood, Herron & Evans,  
L.L.P.

(57) **CLAIM**

The ornamental design for a footboard, as shown and  
described.

**DESCRIPTION**

FIG. 1 is a front elevational view of a footboard showing my  
new design.

FIG. 2 is a right-side elevational view thereof.

FIG. 3 is a rear elevational view thereof.

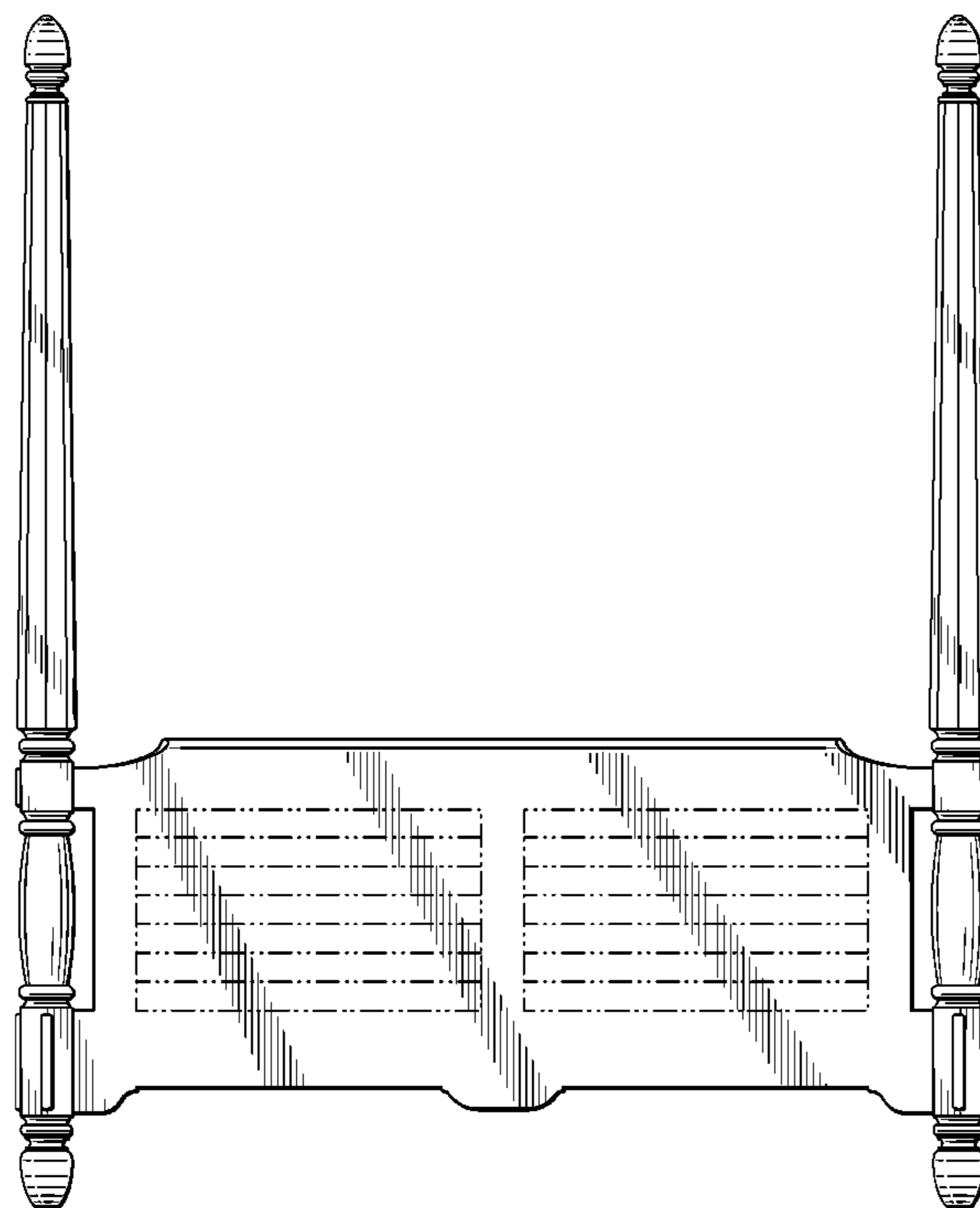
FIG. 4 is a left-side elevational view thereof.

FIG. 5 is a top plan view thereof; and,

FIG. 6 is a bottom plan view thereof.

The broken lines in FIGS. 1 and 3 are for environmental  
purposes only and form no part of the claimed design.

**1 Claim, 3 Drawing Sheets**



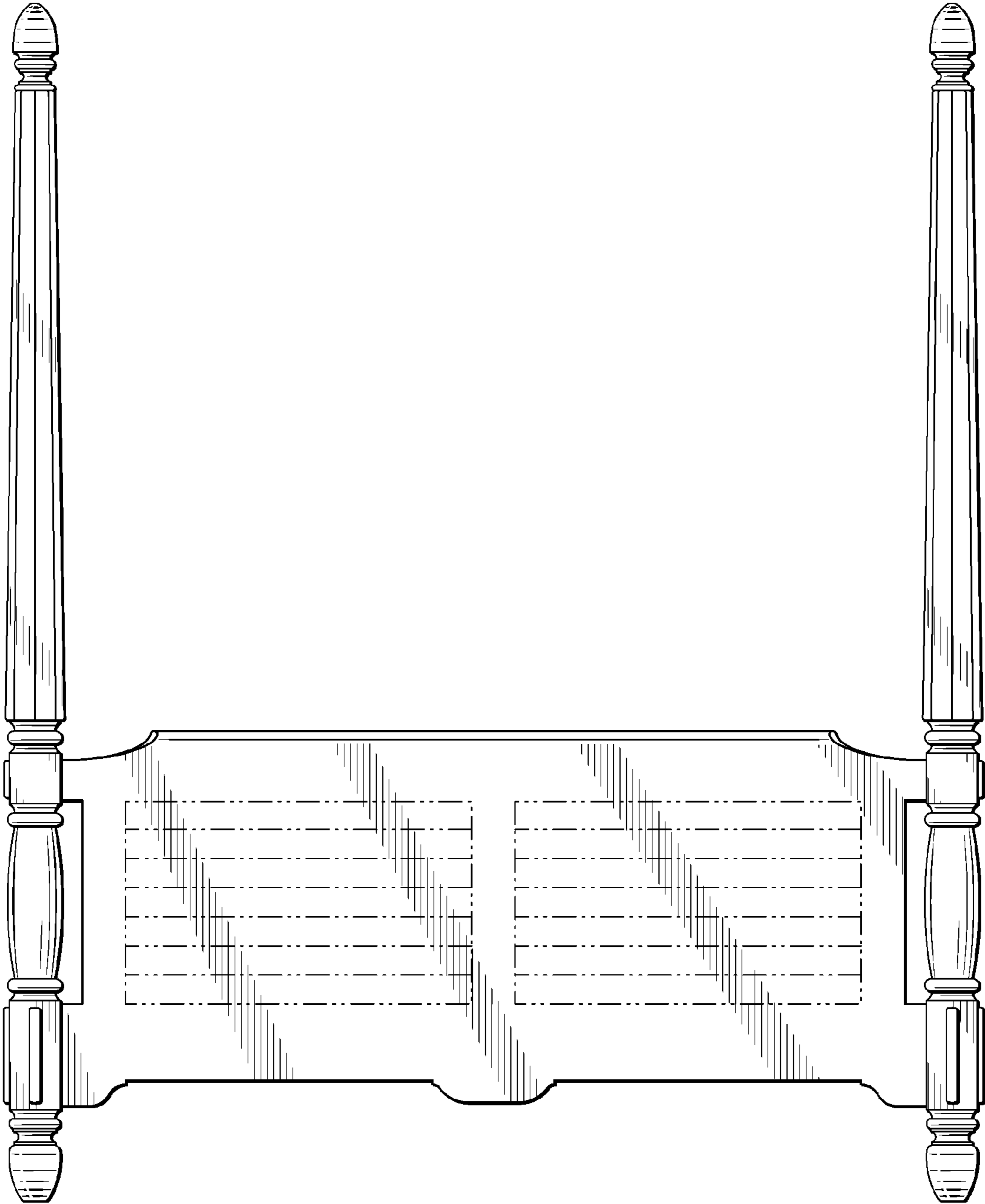


FIG. 1

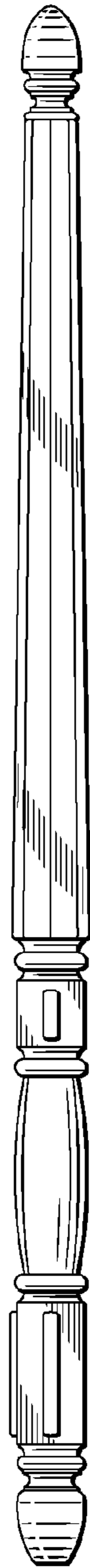


FIG. 2




FIG. 4

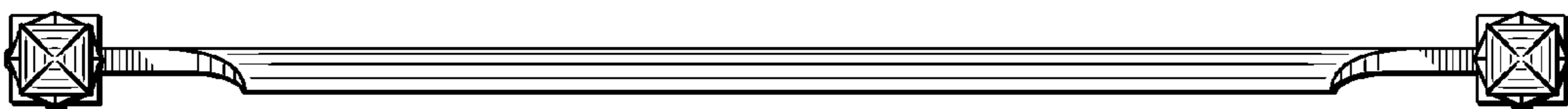


FIG. 5

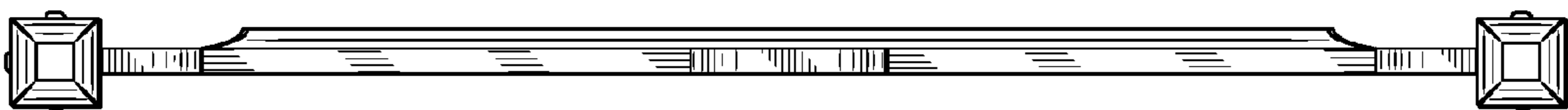


FIG. 6

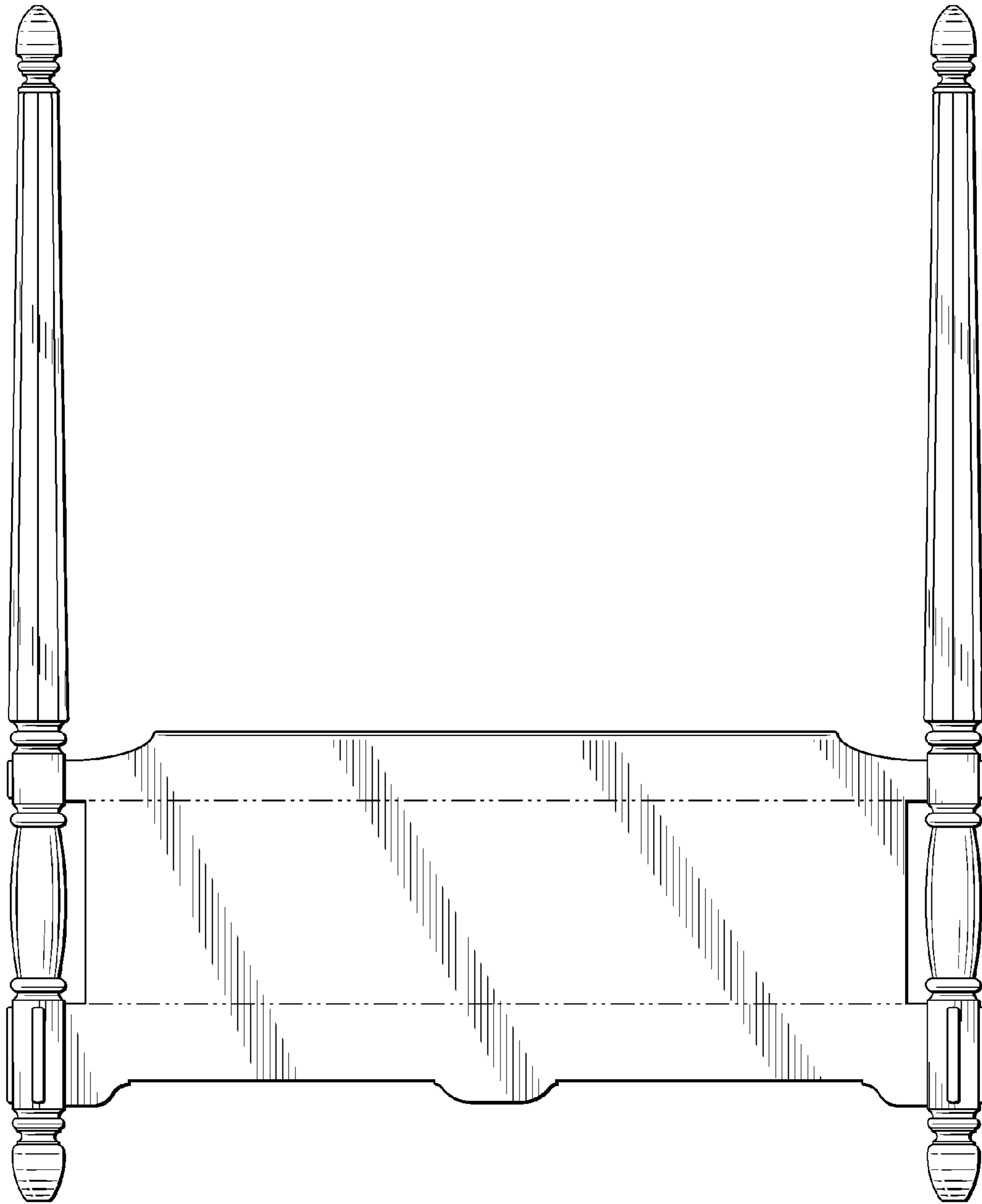


FIG. 3