



US00D578805S

(12) **United States Design Patent**
Diekman

(10) **Patent No.:** **US D578,805 S**
(45) **Date of Patent:** **** Oct. 21, 2008**

(54) **TABLE**

(75) Inventor: **Norman J. Diekman**, New York, NY
(US)

(73) Assignee: **Steelcase Development Corporation**,
Grand Rapids, MI (US)

(**) Term: **14 Years**

(21) Appl. No.: **29/303,996**

(22) Filed: **Feb. 22, 2008**

Related U.S. Application Data

(62) Division of application No. 29/260,631, filed on May
30, 2006, now Pat. No. Des. 562,600.

(51) **LOC (8) Cl.** **06-03**

(52) **U.S. Cl.** **D6/482; D6/495; D6/486;**
D6/601

(58) **Field of Classification Search** D6/480-489,
D6/495-499, 349, 601; 108/150, 152, 153.1,
108/156, 157.1; 297/461, 462; 5/633, 636,
5/648, 652, 653

See application file for complete search history.

(56) **References Cited**

U.S. PATENT DOCUMENTS

3,139,632 A 7/1964 Johns
3,680,917 A * 8/1972 Harris 297/452.41
D330,654 S 11/1992 Bareiss

D353,173 S * 12/1994 Almeda D21/687
D406,470 S 3/1999 Lin
D439,447 S 3/2001 Diekman
D449,455 S 10/2001 Rheault et al.
6,364,416 B1 4/2002 Rheault et al.
D509,981 S * 9/2005 Owen D6/601
D530,530 S 10/2006 Gehry
D548,493 S 8/2007 Diekman
D555,741 S * 11/2007 Wachtfogel et al. D21/686

OTHER PUBLICATIONS

Intrex Copyright 1983.

* cited by examiner

Primary Examiner—Janice E Seeger

(74) *Attorney, Agent, or Firm*—Quarles & Brady LLP

(57) **CLAIM**

The ornamental design for a table, as shown and described.

DESCRIPTION

FIG. 1 is a top, right perspective view of a first embodiment of
a table embodying my new design;

FIG. 2 is a right side elevational view thereof, the left side
elevational view being a mirror image thereof;


FIG. 3 is a front elevational view thereof;

FIG. 4 is a rear elevational view thereof;

FIG. 5 is a top plan view thereof; and,

FIG. 6 is a bottom plan view thereof.

1 Claim, 1 Drawing Sheet






FIG. 1

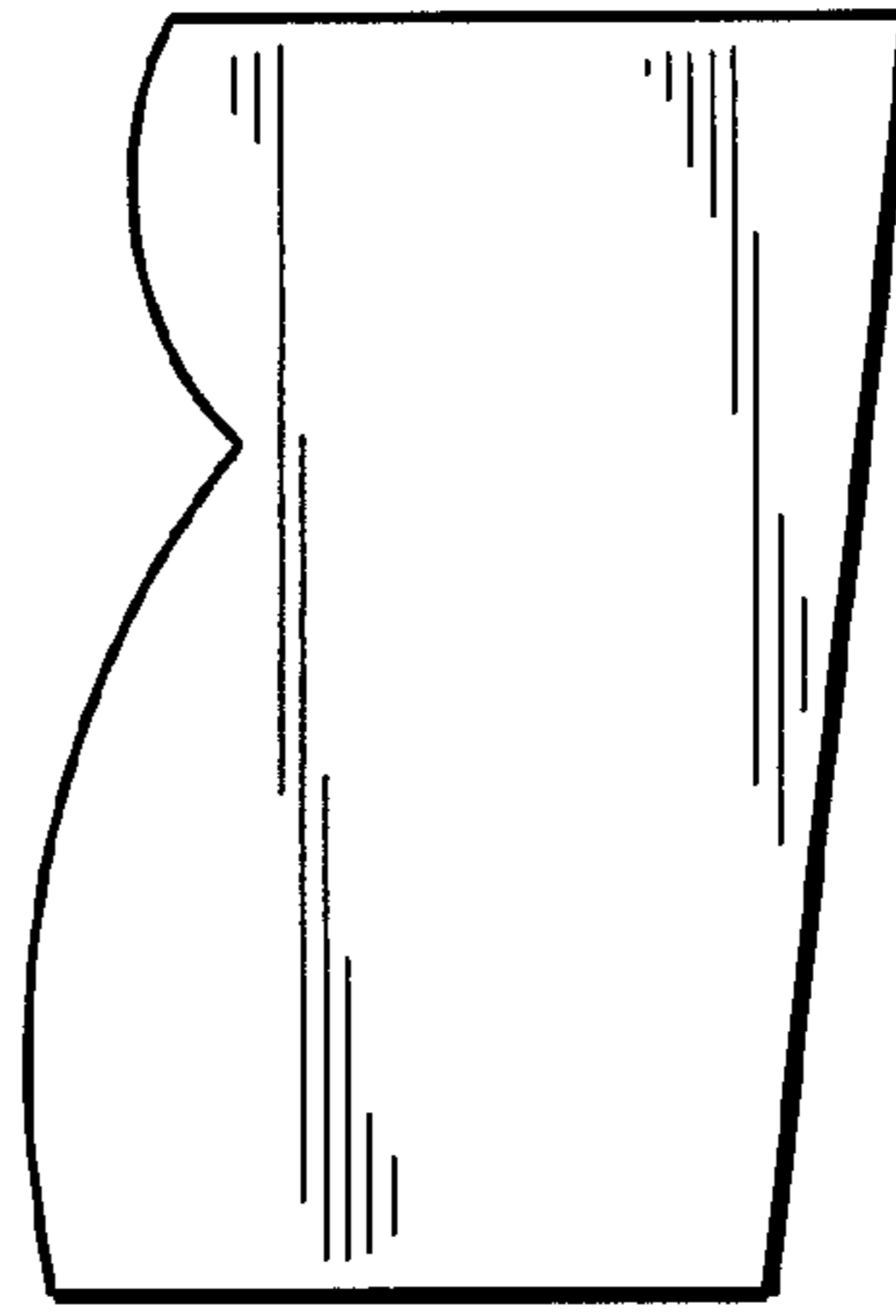


FIG. 2




FIG. 3

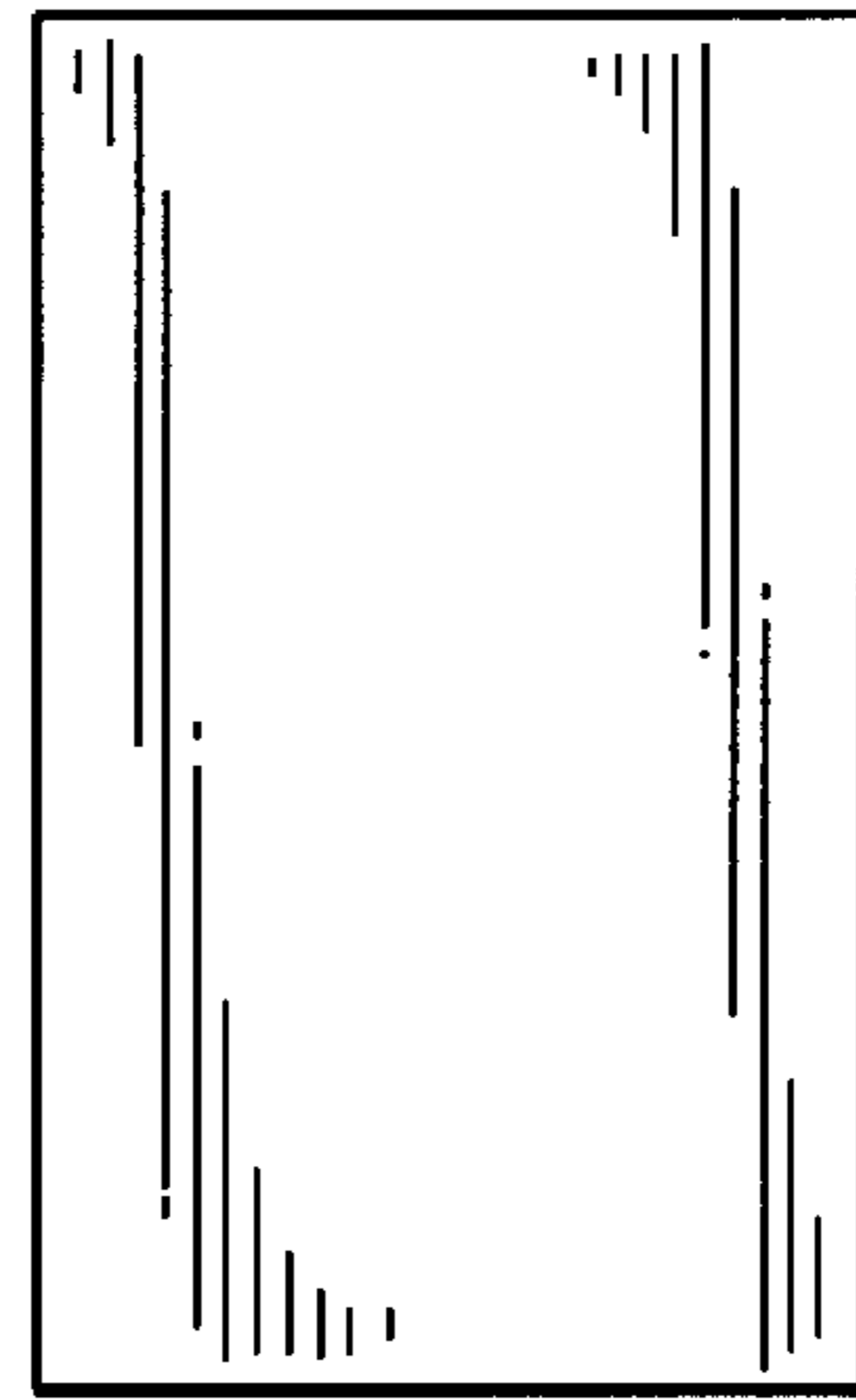


FIG. 4

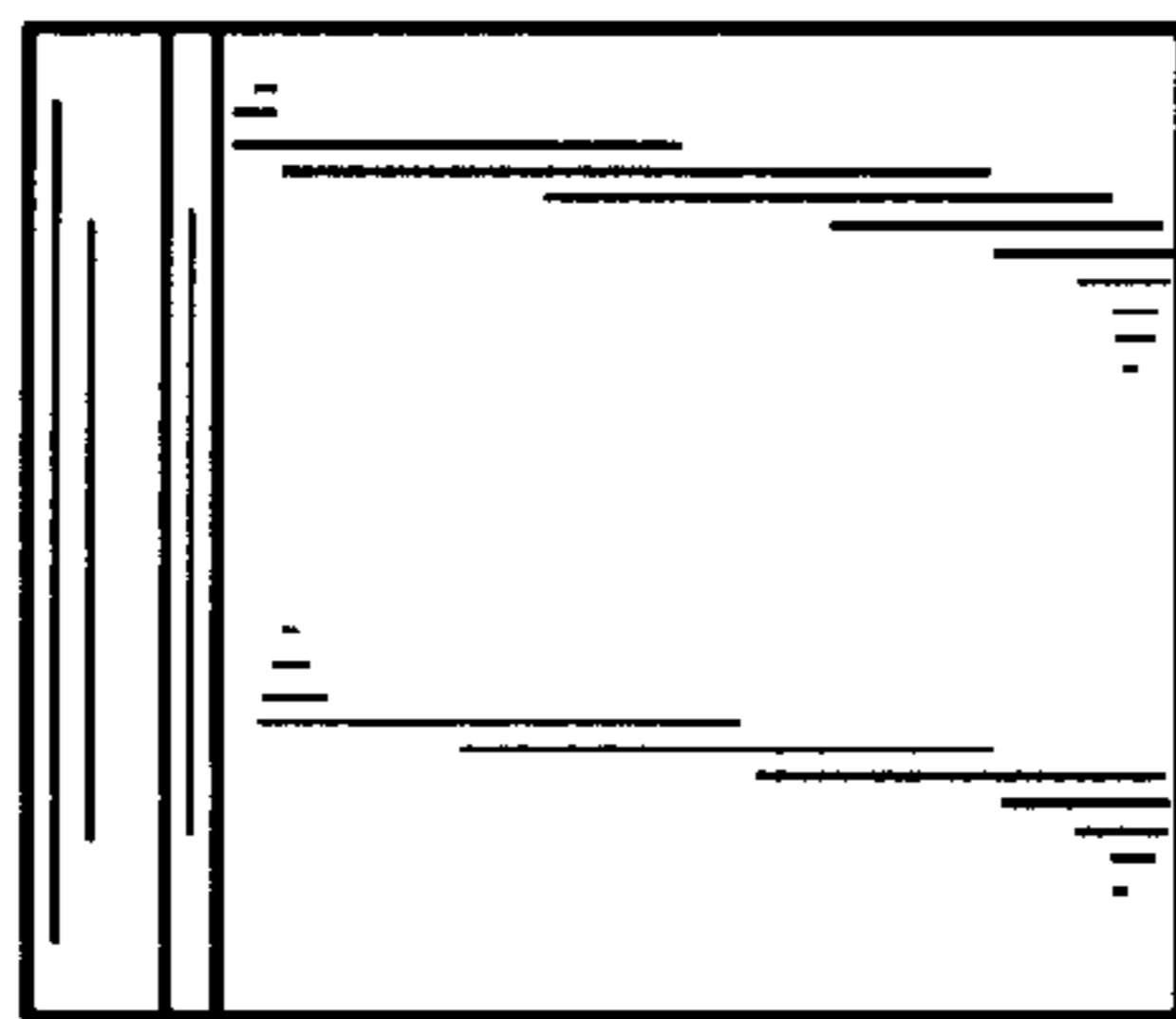


FIG. 5




FIG. 6