



US00D578804S

(12) **United States Design Patent**  
**Norman et al.**

(10) **Patent No.:** **US D578,804 S**  
(45) **Date of Patent:** **\*\* Oct. 21, 2008**

(54) **MERCHANDISE DISPLAY**

D533,734 S \* 12/2006 Campbell ..... D6/467

(75) Inventors: **Christopher Norman**, Menomonee Falls, WI (US); **Adam A. Cera**, New Berlin, WI (US)

\* cited by examiner

*Primary Examiner*—Caron D. Veynar  
*Assistant Examiner*—Sydney R Buffalow

(73) Assignee: **Menasha Corporation**, Neenah, WI (US)

(74) *Attorney, Agent, or Firm*—Ungaretti & Harris LLP

(\*\*) Term: **14 Years**

(57) **CLAIM**

(21) Appl. No.: **29/296,664**

We claim the ornamental design for a merchandise display, as shown and described.

(22) Filed: **Oct. 25, 2007**

**DESCRIPTION**

(51) **LOC (8) Cl.** ..... **06-04**

The present application is being filed concurrently with U.S. patent application Ser. No. 11/924,240.

(52) **U.S. Cl.** ..... **D6/468**

(58) **Field of Classification Search** ..... D6/464,  
D6/467, 409, 470, 468, 476, 479, 474, 466,  
D6/410–415, 436–439, 396, 397; 211/85.2,  
211/13.1, 85.1, 85.3, 85.17, 45, 50, 55, 85.26;  
312/114, 118, 119

FIG. 1 is a perspective view of a merchandise display of the present invention;

FIG. 2 is a front plan view of a merchandise display of the present invention;

See application file for complete search history.

FIG. 3 is a rear plan view of a merchandise display of the present invention;

(56) **References Cited**

FIG. 4 is a first side plan view of a merchandise display of the present invention;

**U.S. PATENT DOCUMENTS**

FIG. 5 is an opposite side plan view of a merchandise display of the present invention;


D239,805 S *	5/1976	South	.....	D6/470
D292,659 S *	11/1987	Svezia et al.	.....	D6/468
D293,520 S *	1/1988	Ovitz, III	.....	D6/409
D332,883 S *	2/1993	Staude	.....	D6/467
D369,035 S *	4/1996	Potter	.....	D6/464
D369,043 S *	4/1996	Parker	.....	D6/476
D398,462 S *	9/1998	Baluk et al.	.....	D6/476
D412,253 S *	7/1999	Brozak, Jr.	.....	D6/470
D461,334 S *	8/2002	Johnson et al.	.....	D6/468
D495,901 S *	9/2004	Bosman	.....	D6/479
D521,275 S *	5/2006	Dusenberry	.....	D6/470

FIG. 6 is a top plan view of a merchandise display of the present invention; and,

FIG. 7 is a bottom plan view of a merchandise display of the present invention.

Features shown in broken lines in the drawings are not part of the claim.

**1 Claim, 5 Drawing Sheets**



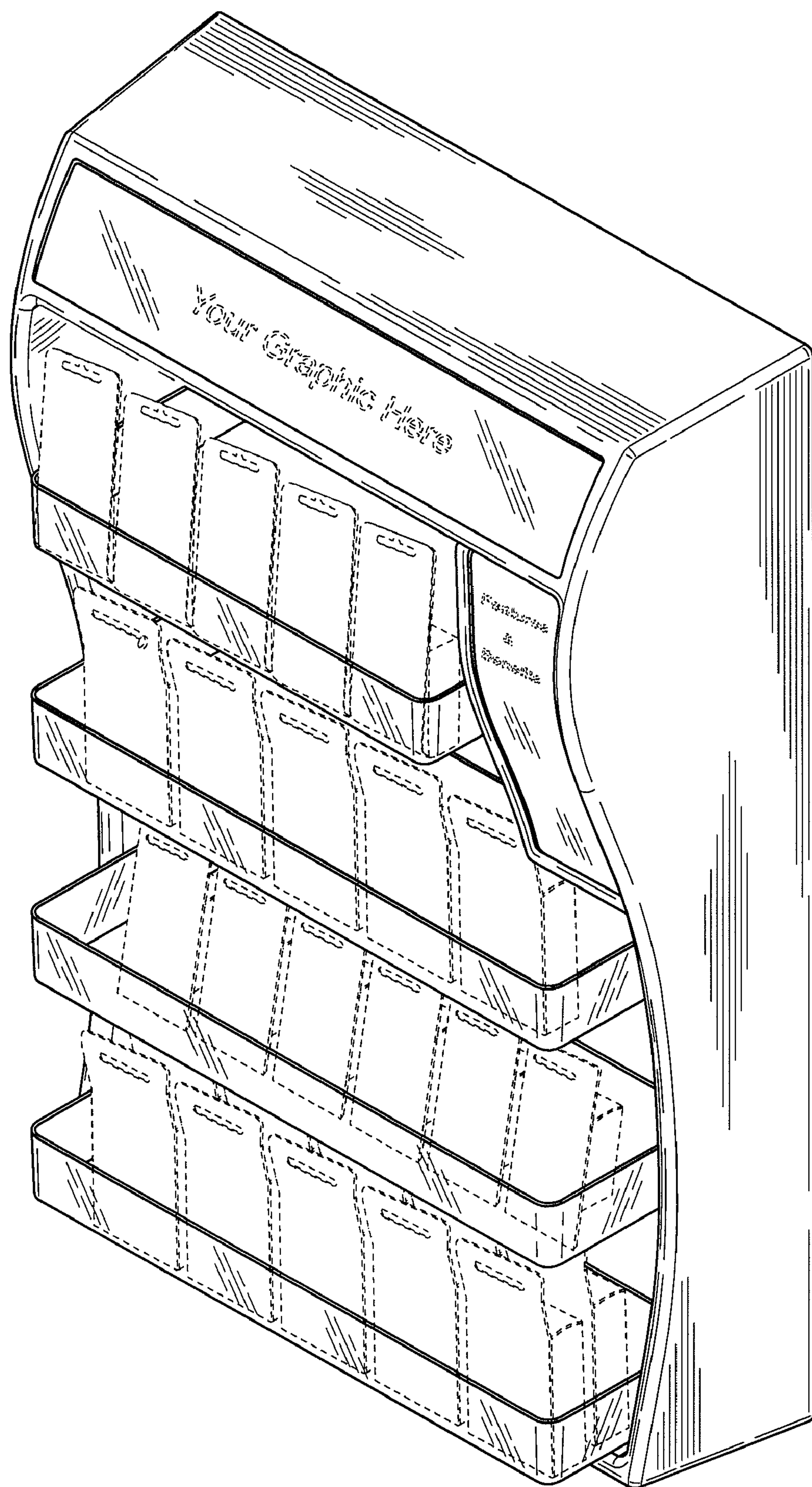


FIG. 1

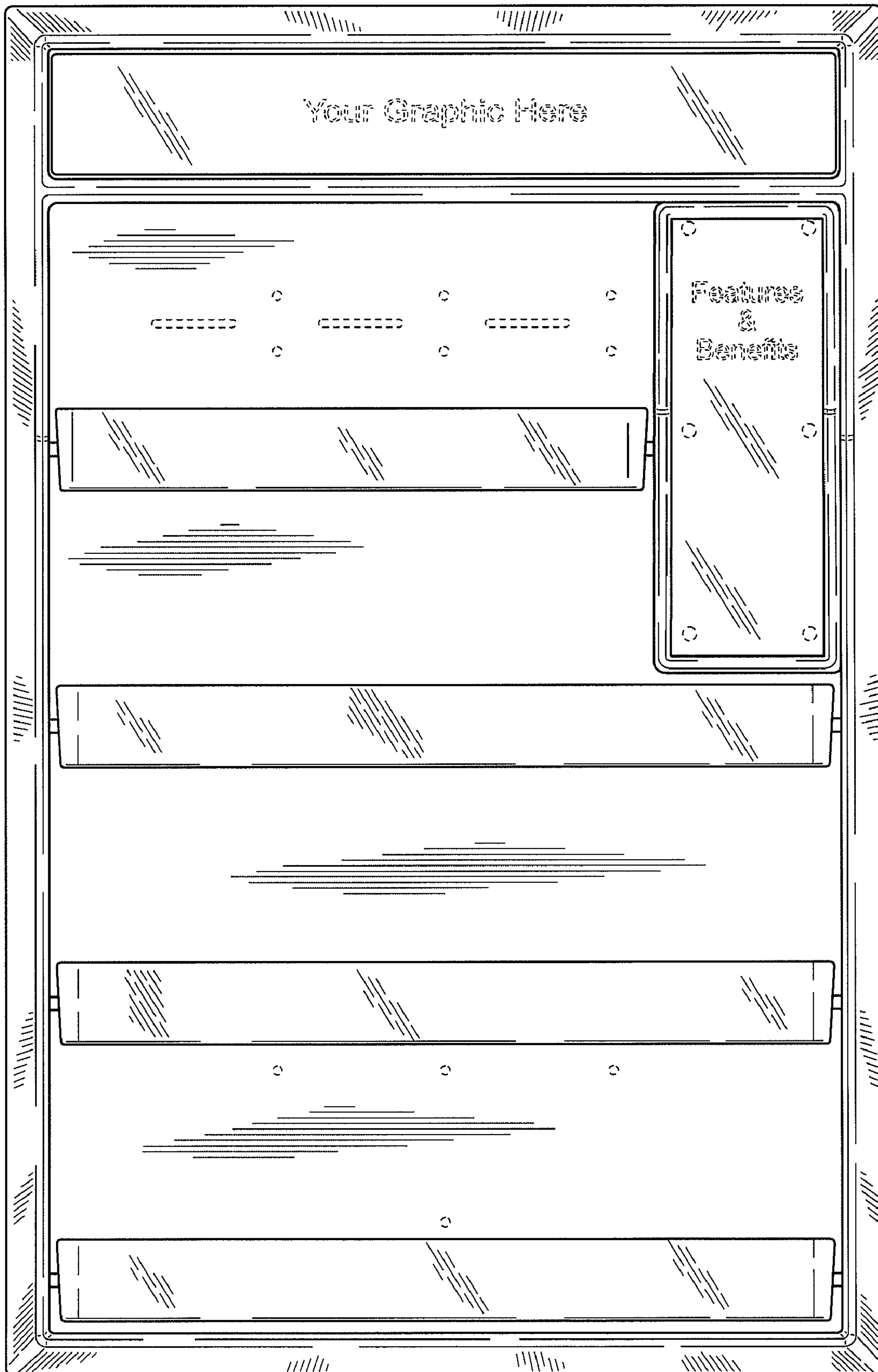


FIG. 2



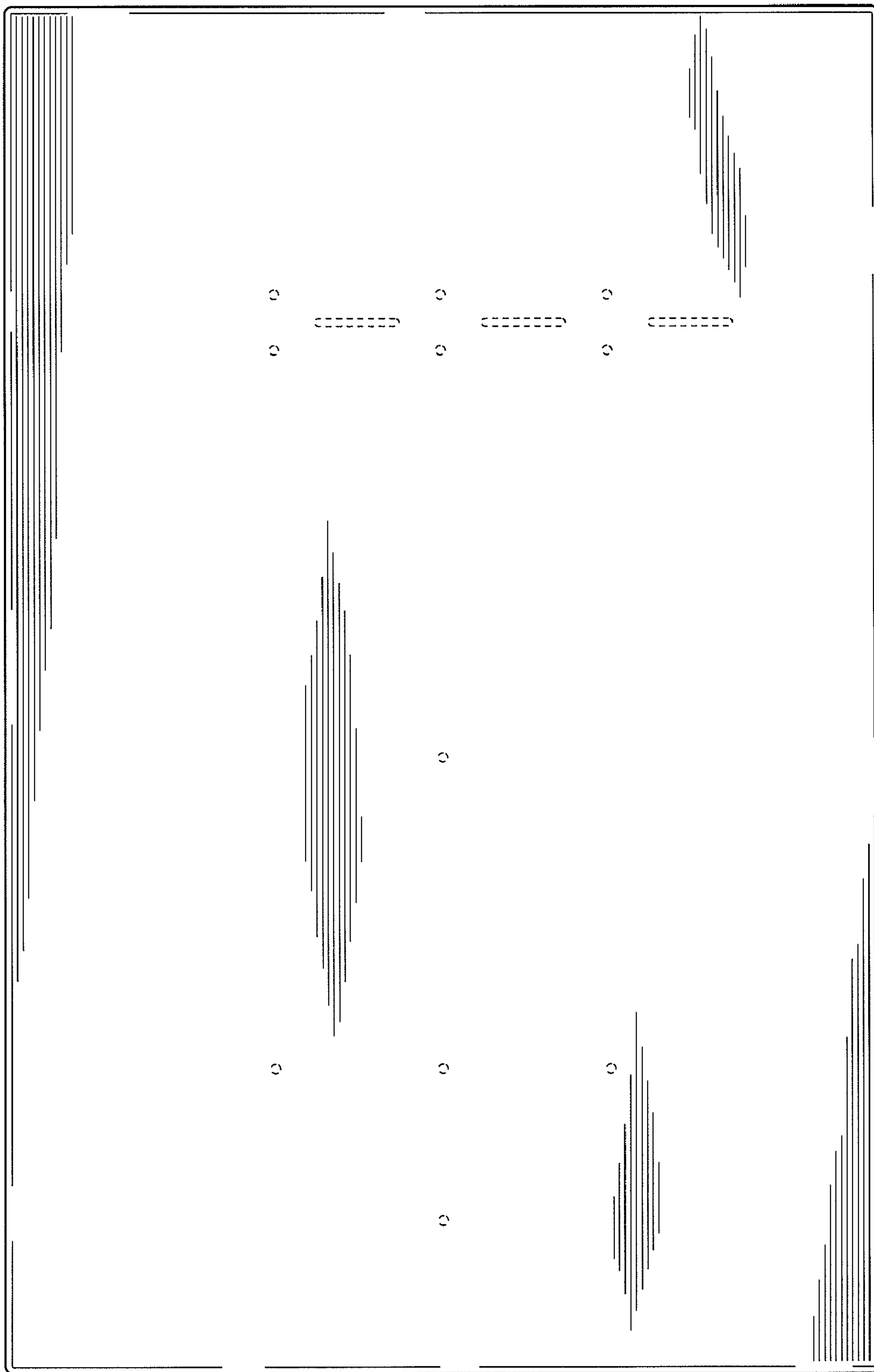


FIG. 3

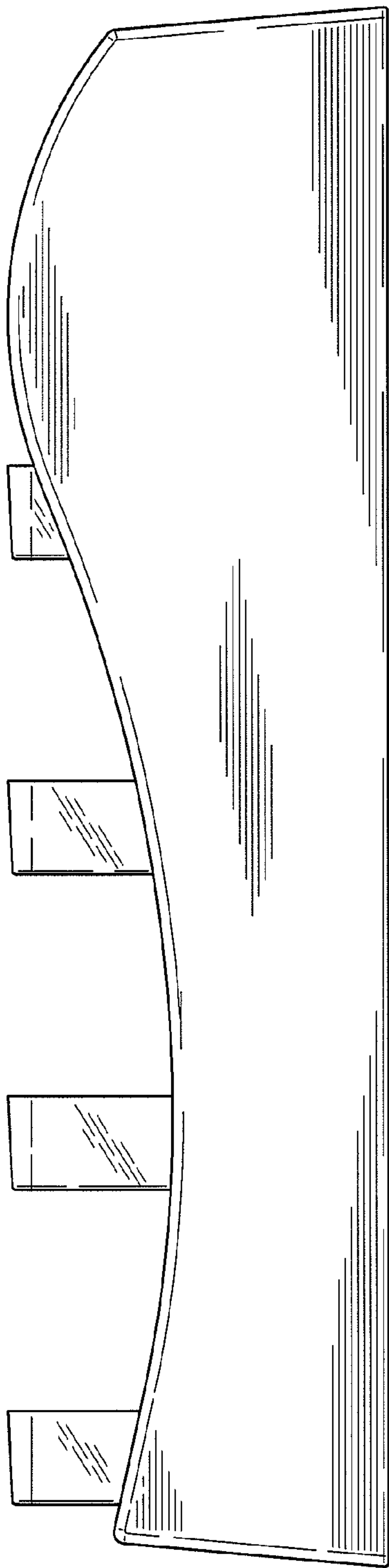


FIG. 4

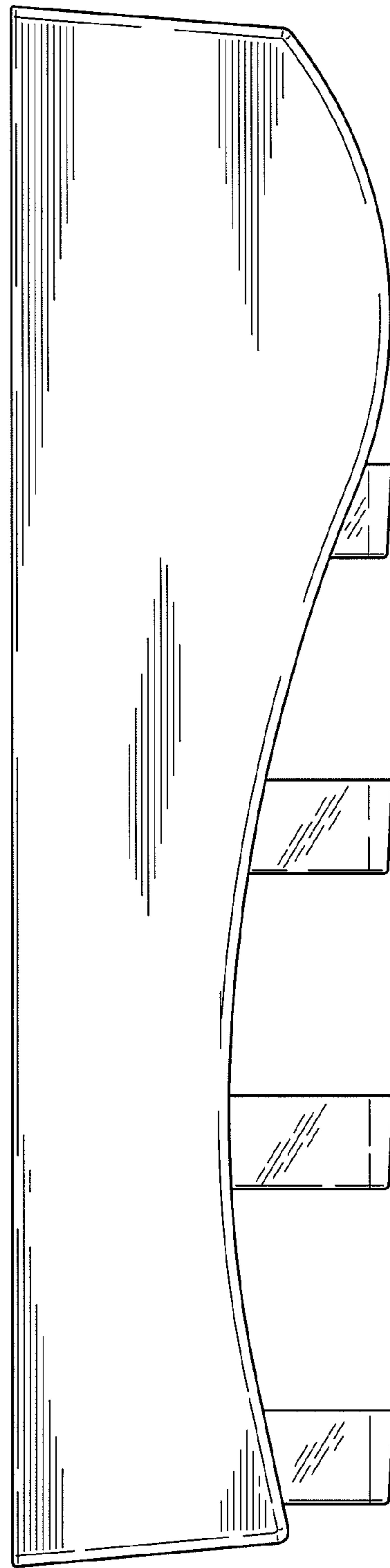


FIG. 5

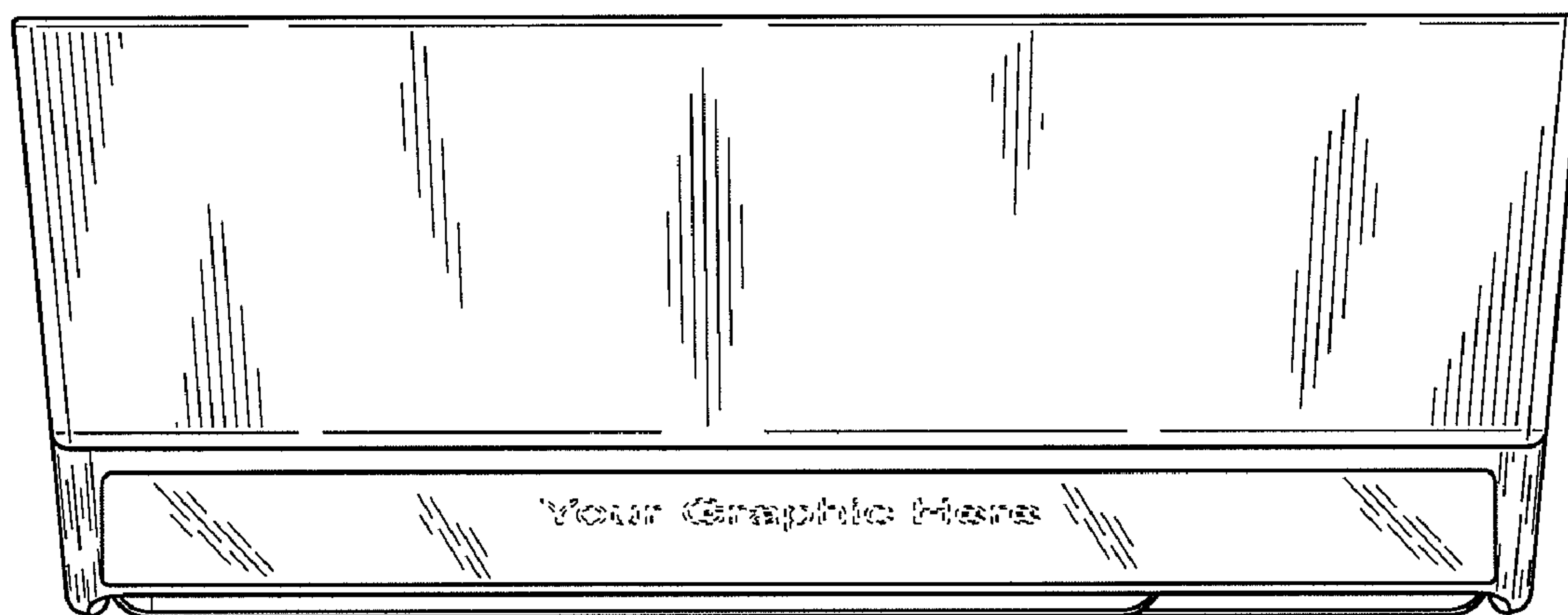


FIG. 6

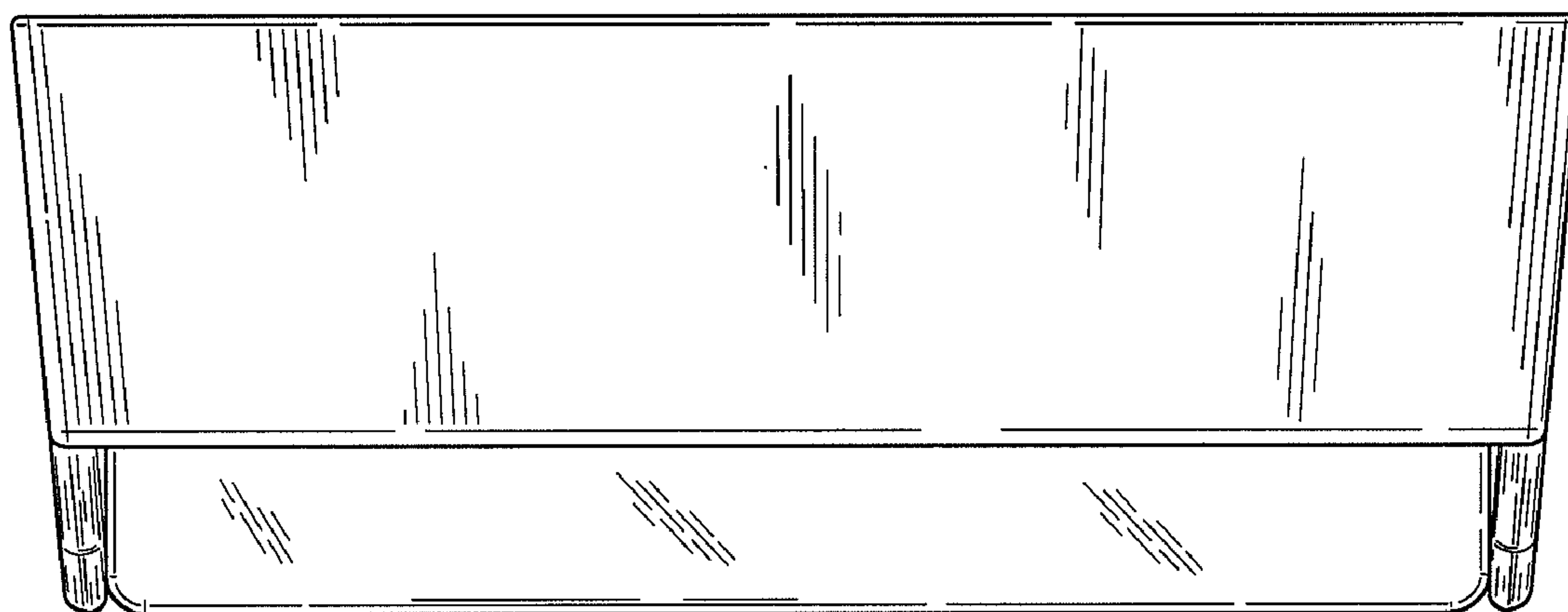


FIG. 7