



US00D578794S

(12) **United States Design Patent**  
**Ricci**

(10) **Patent No.:** **US D578,794 S**  
(45) **Date of Patent:** **\*\* Oct. 21, 2008**

(54) **SOFA**  
(75) Inventor: **Luca Ricci**, Shenzhen (CN)  
(73) Assignee: **DeCoro Limited**, Hong Kong (CN)  
(\*\*) Term: **14 Years**  
(21) Appl. No.: **29/298,538**  
(22) Filed: **Dec. 6, 2007**

D441,979 S *	5/2001	Watson	.....	D6/381
D468,927 S *	1/2003	Denton	.....	D6/381
D469,264 S *	1/2003	Natuzzi et al.	.....	D6/334
D470,676 S *	2/2003	Ricci	.....	D6/381
D474,916 S *	5/2003	Ricci	.....	D6/381
D476,498 S *	7/2003	Ricci	.....	D6/381
D476,501 S *	7/2003	Ricci	.....	D6/381
D489,196 S *	5/2004	Ricci	.....	D6/381
D495,889 S *	9/2004	Ricci	.....	D6/334
D511,424 S *	11/2005	Ricci	.....	D6/381
D561,486 S *	2/2008	Ricci	.....	D6/381

(51) **LOC (8) Cl.** ..... **06-01**  
(52) **U.S. Cl.** ..... **D6/381**  
(58) **Field of Classification Search** ..... D6/334,  
D6/349, 355, 357, 367, 368, 370, 374-381,  
D6/500-502; 297/175, 232, 233, 283.2,  
297/283.3, 445.1, 448.1, 452.12, 452.38,  
297/452.48, 461, 462; 5/12.1, 12.2  
See application file for complete search history.

\* cited by examiner

*Primary Examiner*—Sandra Snapp

(74) *Attorney, Agent, or Firm*—Mitchell P. Brook; Luce, Forward, Hamilton & Scripps

(57) **CLAIM**

The ornamental design for a sofa, as shown and described.

(56) **References Cited**

**U.S. PATENT DOCUMENTS**

D367,180 S *	2/1996	Natuzzi et al.	.....	D6/381
D388,631 S *	1/1998	Natuzzi et al.	.....	D6/381
D392,809 S *	3/1998	Natuzzi et al.	.....	D6/381
D399,360 S *	10/1998	Natuzzi et al.	.....	D6/381
D399,361 S *	10/1998	Natuzzi et al.	.....	D6/381
D399,362 S *	10/1998	Natuzzi et al.	.....	D6/381
D399,363 S *	10/1998	Natuzzi et al.	.....	D6/381
D399,364 S *	10/1998	Natuzzi et al.	.....	D6/381
D399,809 S *	10/1998	Leveille	.....	D12/187
D430,411 S *	9/2000	Zaidman	.....	D6/334

**DESCRIPTION**

FIG. 1 is a right, front perspective view of the sofa design;

FIG. 2 is a front elevational view thereof;


FIG. 3 is a rear view thereof;

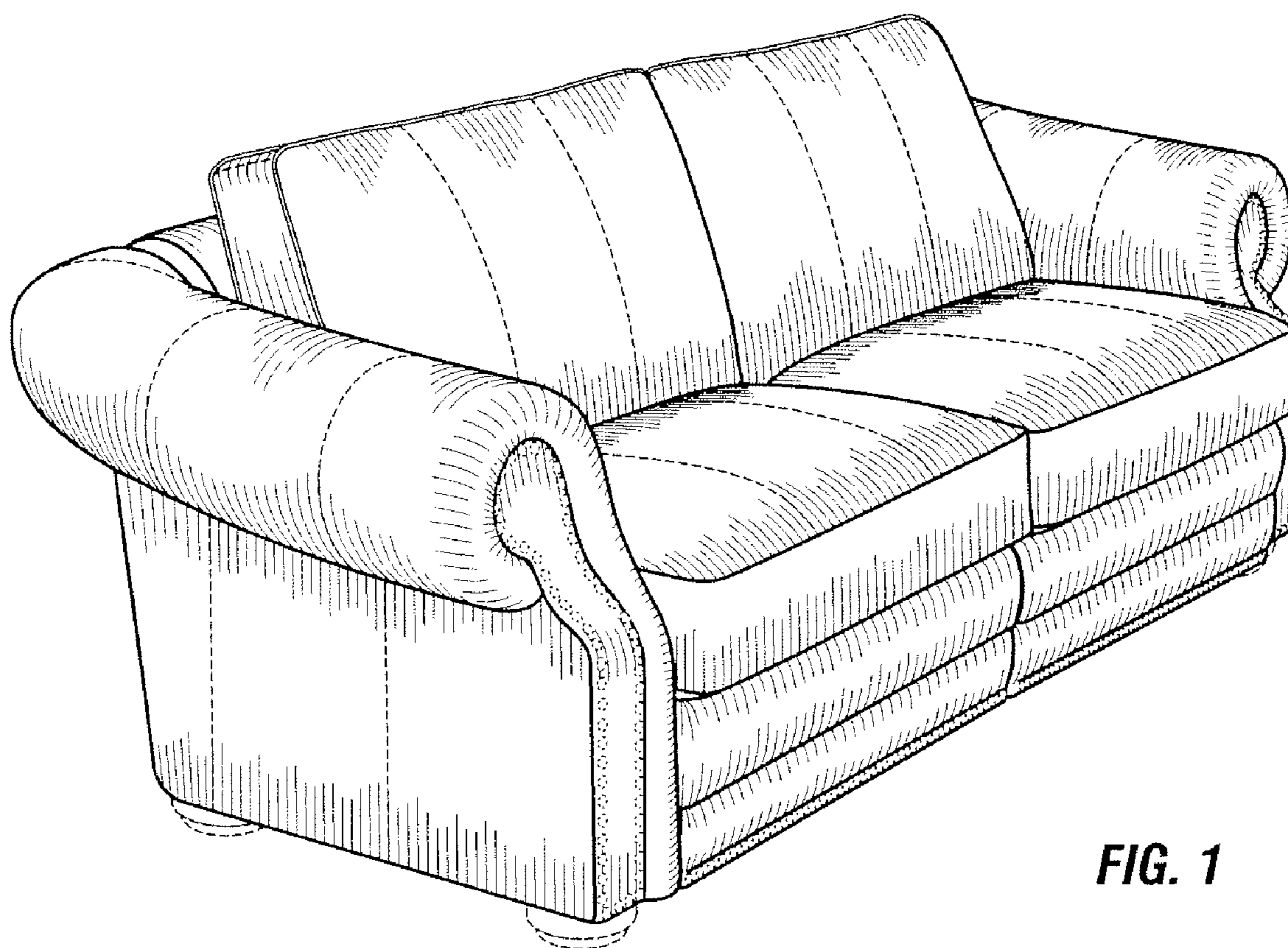
FIG. 4 is a left, side view thereof; and,

FIG. 5 is a right, side view thereof.

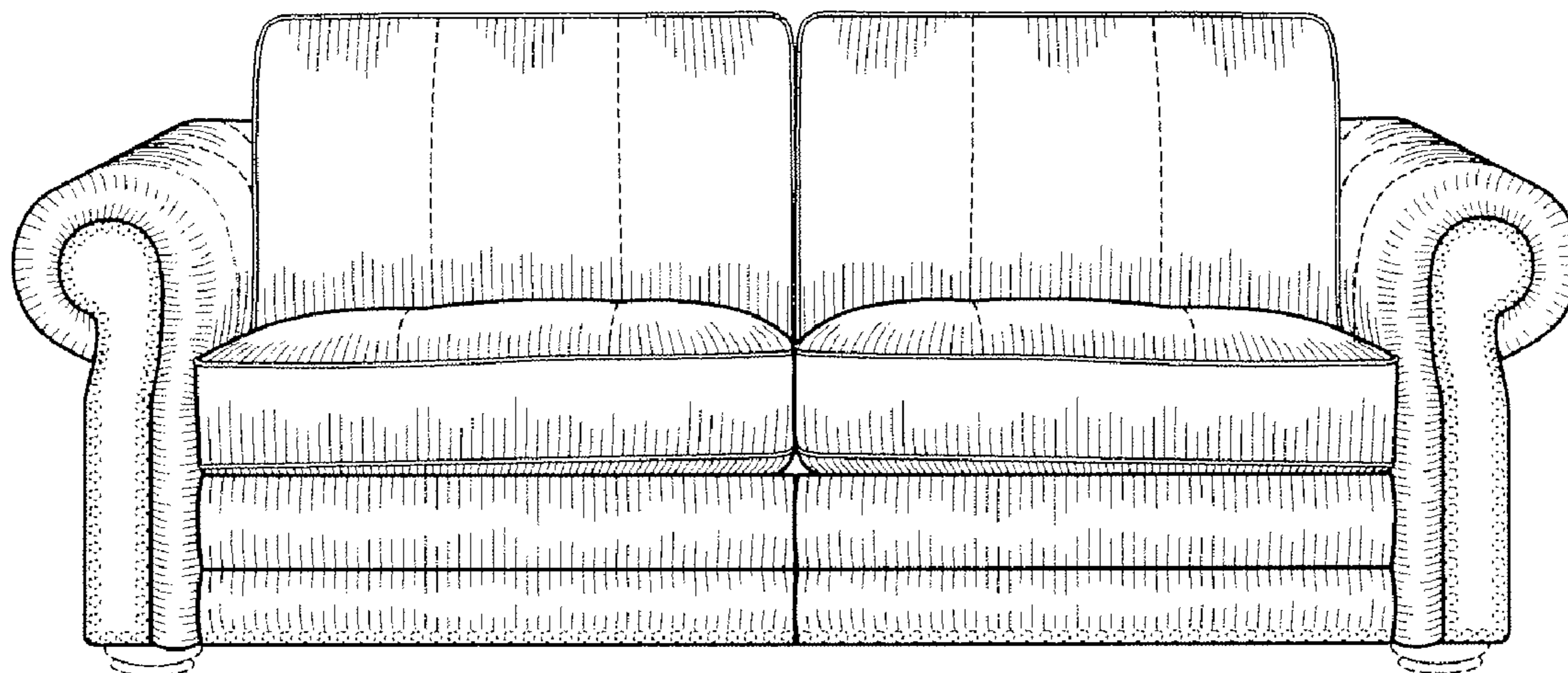
The broken line disclosure is for illustrative purposes only and forms no part of the claimed design.

**1 Claim, 3 Drawing Sheets**






**FIG. 1**

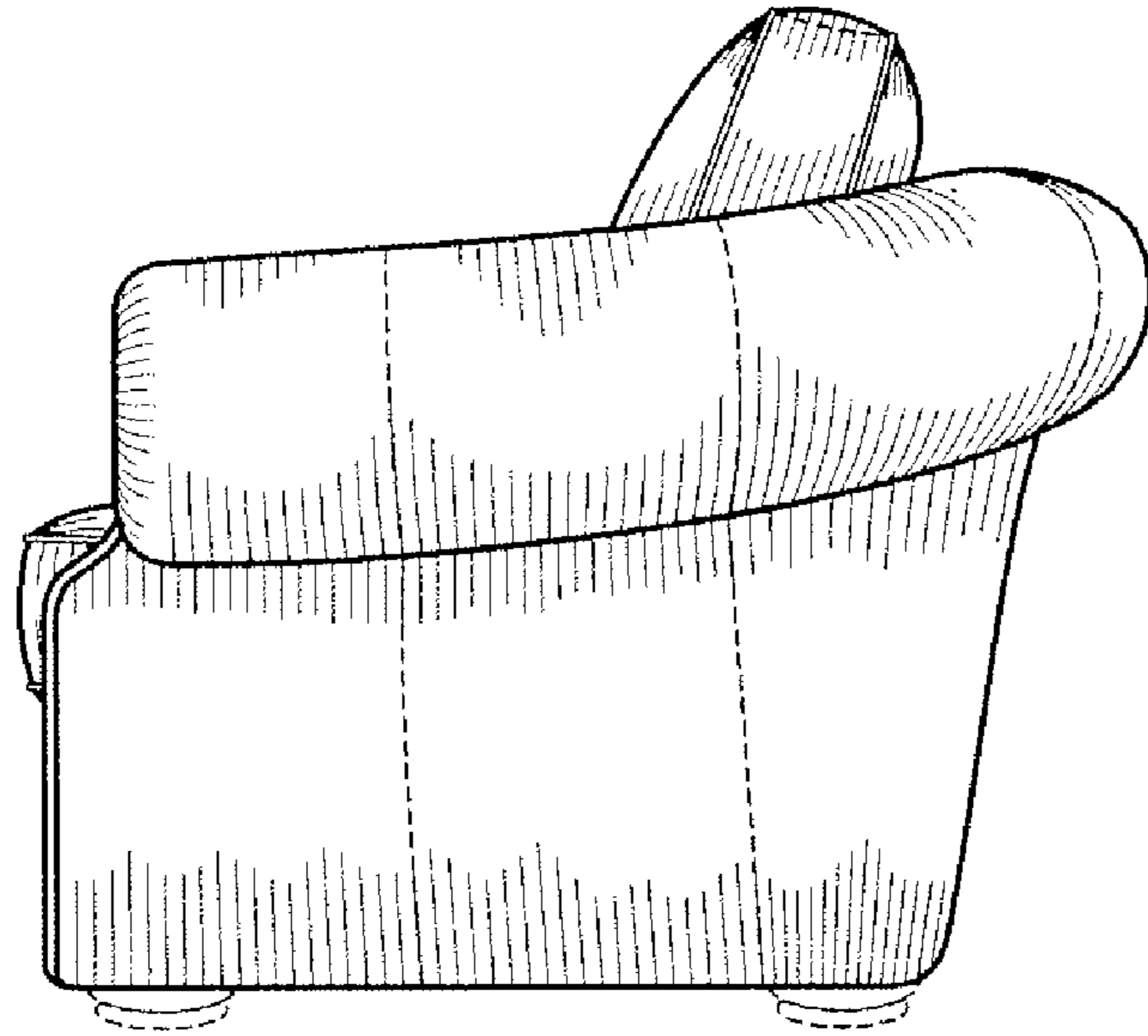


**FIG. 2**

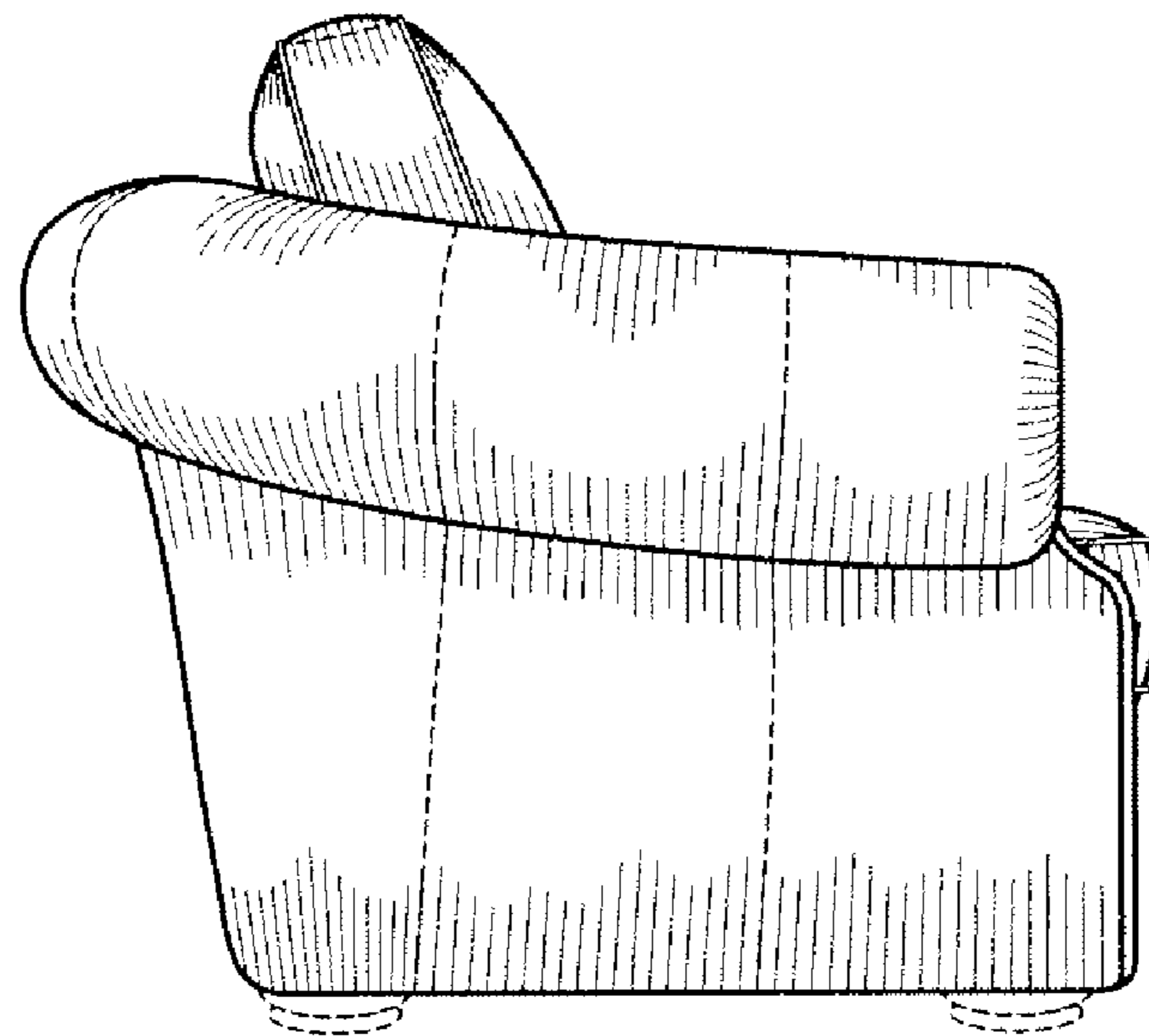


**FIG. 3**





**FIG. 4**



**FIG. 5**