



US00D578782S

(12) **United States Design Patent**  
**Cramer et al.**

(10) **Patent No.:** **US D578,782 S**  
(45) **Date of Patent:** **\*\* Oct. 21, 2008**

(54) **SEATING FURNITURE**

(75) Inventors: **E. Daniel Cramer**, Golden Valley, MN (US); **Paul A. James**, St. Louis Park, MN (US)

(73) Assignee: **Krueger International, Inc.**, Green Bay, WI (US)

(\*\*) Term: **14 Years**

(21) Appl. No.: **29/305,957**

(22) Filed: **Mar. 31, 2008**

D378,788 S	4/1997	Tihany
D379,269 S	5/1997	Hutton
D392,469 S	3/1998	De Blaay
D405,286 S	2/1999	James et al.
D409,408 S	5/1999	James et al.
D420,823 S	2/2000	Tyler
D421,853 S	3/2000	Black
D422,422 S	4/2000	Black
D431,117 S	9/2000	Hutton
D431,118 S	9/2000	Hutton
D432,806 S	10/2000	Gomez
D439,752 S *	4/2001	Natuzzi et al. .... D6/334
D446,959 S	8/2001	Cramer
D447,353 S	9/2001	Peloquin
D451,688 S	12/2001	Cramer
D454,715 S	3/2002	Olson

(Continued)

**Related U.S. Application Data**

(62) Division of application No. 29/231,851, filed on Jun. 10, 2005, now Pat. No. Des. 565,309.

(51) **LOC (8) Cl.** ..... **06-01**

(52) **U.S. Cl.** ..... **D6/334**

(58) **Field of Classification Search** ..... D6/334,  
D6/349, 355, 357, 367, 368, 370, 374-381,  
D6/500-502; 297/175, 232, 233, 283.2,  
297/283.3, 445.1, 448.1, 452.12, 452.38,  
297/452.48, 461, 462; 5/12.1, 12.2  
See application file for complete search history.

(56) **References Cited**

**U.S. PATENT DOCUMENTS**

D175,131 S	7/1955	Rutter	
D213,190 S	1/1969	Wafati	
D236,305 S	8/1975	Fisher	
D329,543 S	9/1992	Shields	
D337,444 S	7/1993	Lamalle	
D340,362 S	10/1993	Kiel	
D359,176 S	6/1995	Tihany	
D359,856 S *	7/1995	Hutton	..... D6/334
D360,997 S	8/1995	Hutton	
D368,377 S	4/1996	Laslo	
D373,257 S	9/1996	Hutton	

*Primary Examiner*—Sandra Snapp

(74) *Attorney, Agent, or Firm*—Boyle Fredrickson, S.C.

(57) **CLAIM**

The ornamental design for seating furniture, as shown and described.

**DESCRIPTION**

FIG. 1 is an isometric view of seating furniture, in the form of a chair, incorporating our new design, wherein the break lines indicate indeterminate length;

FIG. 2 is a side elevation view thereof;

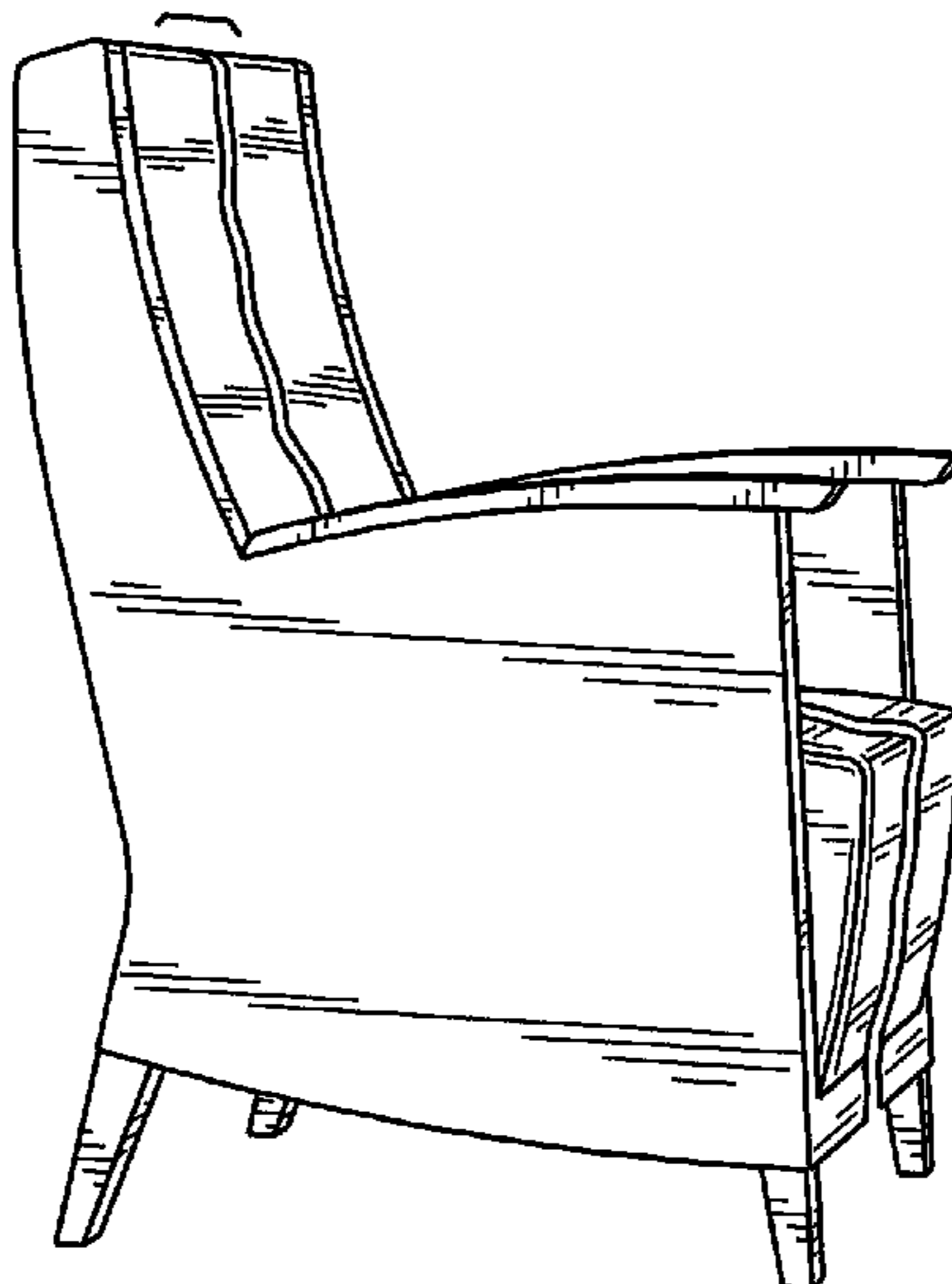
FIG. 3 is a front elevation view thereof, wherein the break lines indicate indeterminate length;

FIG. 4 is a top plan view thereof, wherein the break lines indicate indeterminate length; and,

FIG. 5 is a rear elevation view thereof, wherein the break lines indicate indeterminate length.

The broken lines shown in the drawings are for illustrative purposes only and form no part of the claimed design.

**1 Claim, 3 Drawing Sheets**



# US D578,782 S

Page 2

---

## U.S. PATENT DOCUMENTS

D463,146 S	9/2002	Striebel	D491,756 S	6/2004	Nemeth	
D465,341 S	11/2002	Hutton	D498,598 S	11/2004	Schweikarth et al.	
D465,662 S	11/2002	Hutton	D502,818 S	3/2005	Thompson	
D465,671 S	11/2002	Sheil et al.	D504,254 S	4/2005	Yang et al.	
D466,313 S	12/2002	Hutton	D504,781 S	5/2005	Suzuki et al.	
D468,920 S	1/2003	Striebel	D504,787 S	5/2005	Shin	
D473,060 S	4/2003	Hutton	D505,276 S	5/2005	Cronk et al.	
D473,723 S	4/2003	Pesso	D506,323 S *	6/2005	White, III .....	D6/334
D476,822 S	7/2003	Schweikarth	D518,654 S *	4/2006	Pesso .....	D6/334
D477,720 S	7/2003	Diaz-Azcuy	D535,483 S	1/2007	Hutton	
D480,567 S	10/2003	Ricci	D546,570 S *	7/2007	Kreiss .....	D6/334
D481,549 S	11/2003	Turner et al.	D550,972 S *	9/2007	Caywood .....	D6/334
D486,652 S	2/2004	Nemeth	D553,369 S *	10/2007	Ko .....	D6/334
D489,908 S	5/2004	Ricci	D562,038 S *	2/2008	Schweikarth et al. ....	D6/500
D491,382 S	6/2004	Caldwell	D565,309 S *	4/2008	Cramer et al. ....	D6/334

\* cited by examiner

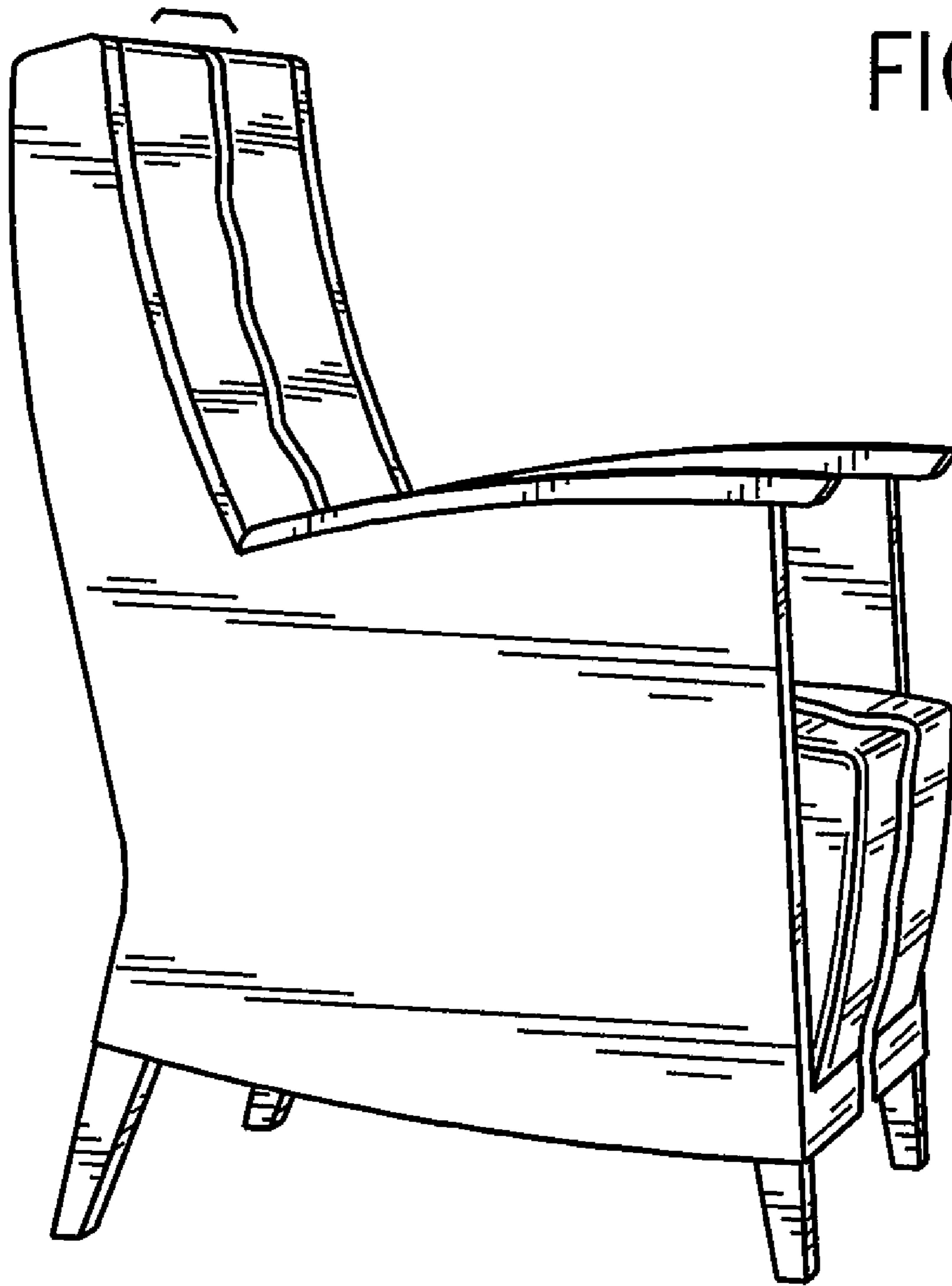


FIG. 1

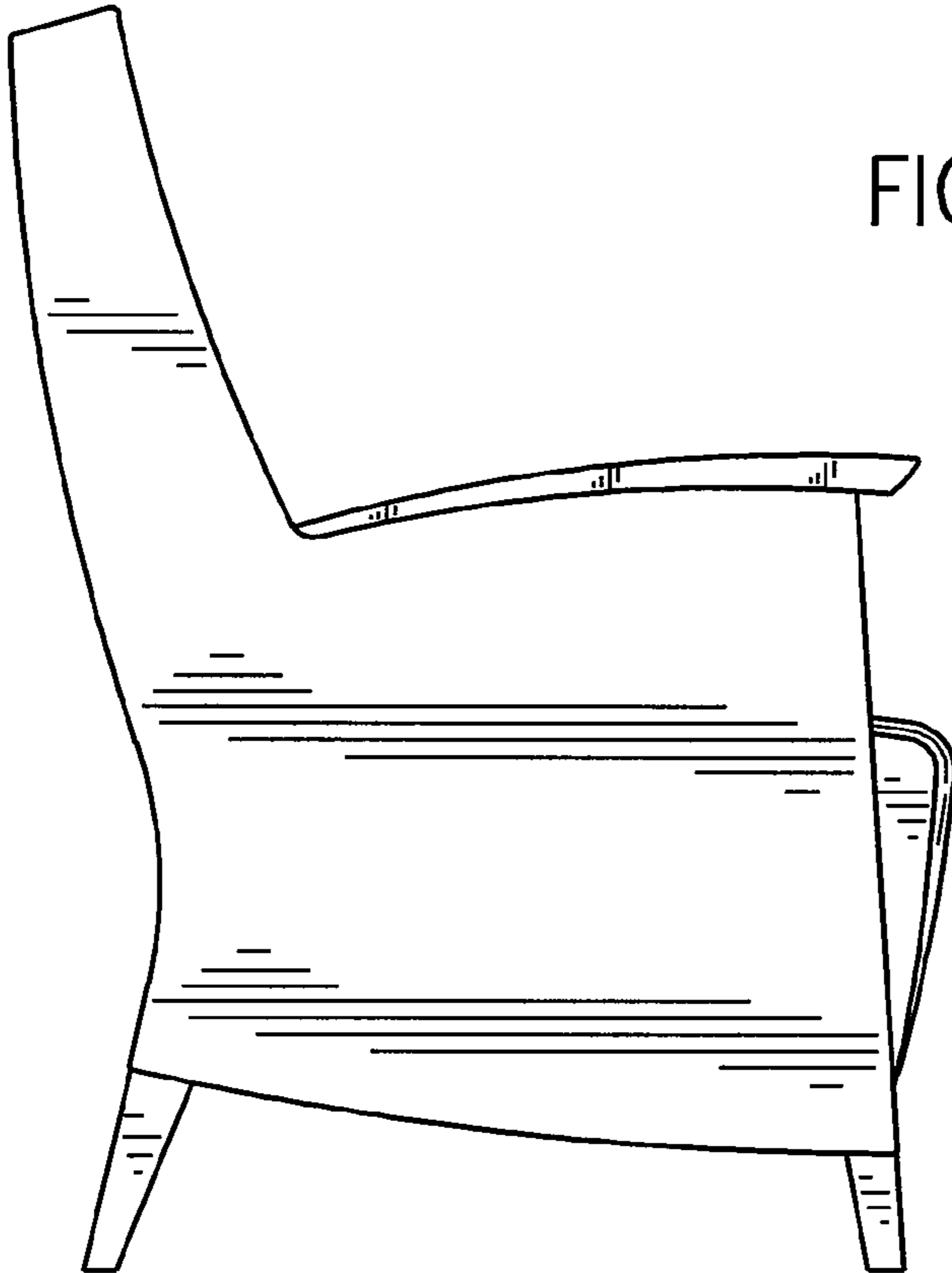


FIG. 2

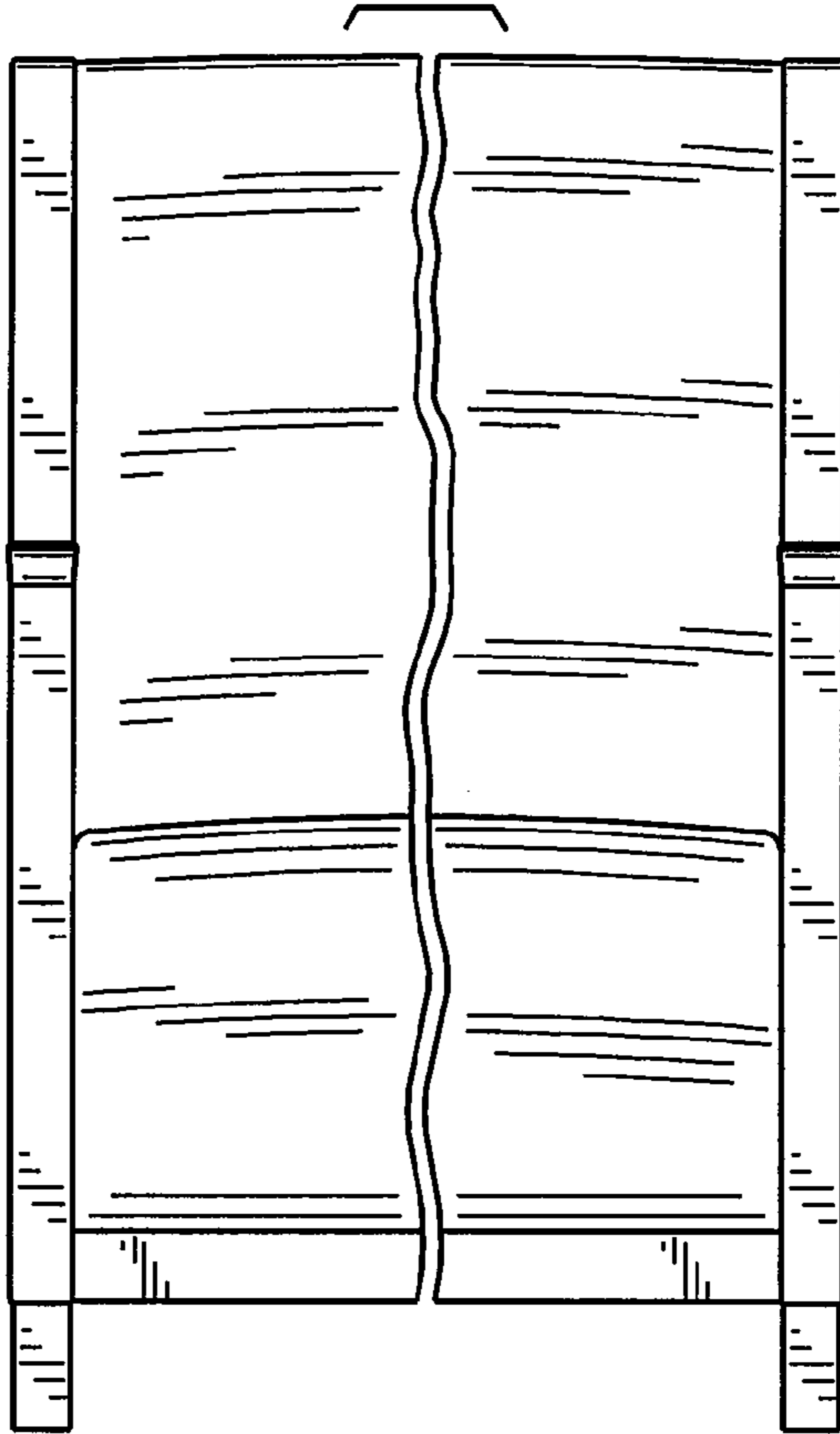


FIG. 3

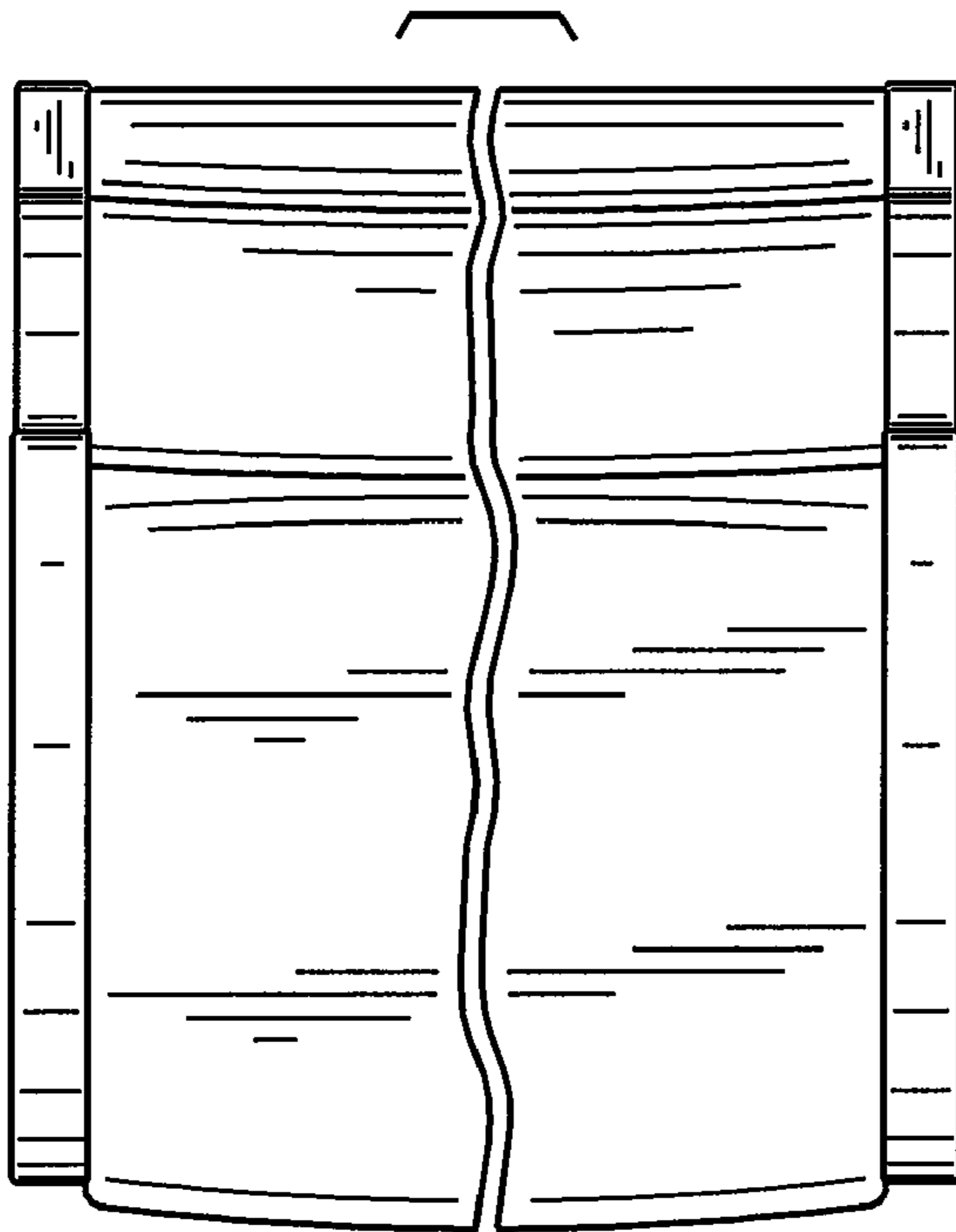


FIG. 4

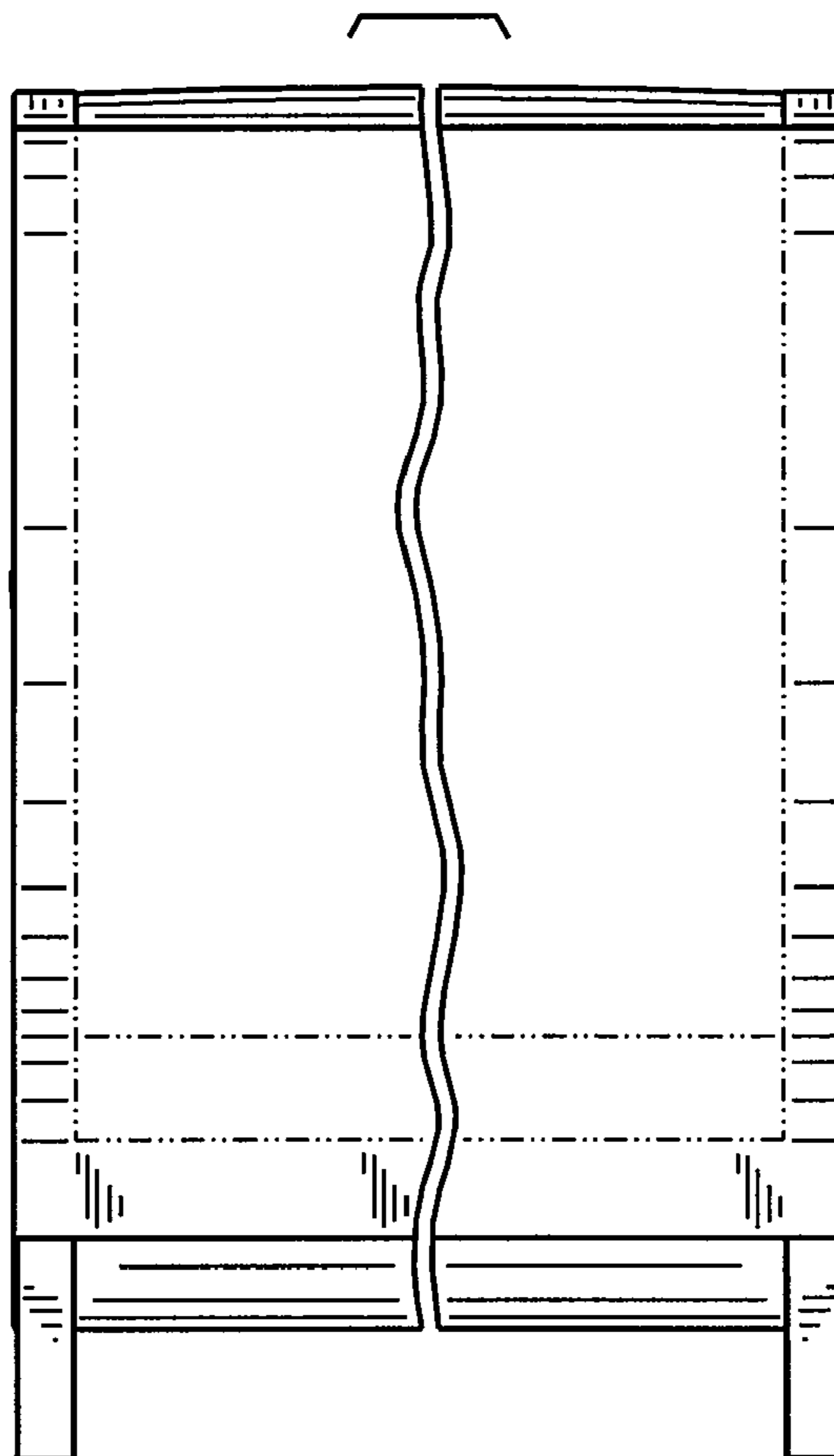


FIG. 5