



US00D578778S

(12) **United States Design Patent**
Laino et al.

(10) **Patent No.:** **US D578,778 S**
(45) **Date of Patent:** **** Oct. 21, 2008**

(54) **GARMENT HANGER**

(76) Inventors: **Beatriz Graciela Laino**, 7004 Boulevard East, Apt. 28 C, Guttenberg, NJ (US) 07093; **Bettina Garibaldi**, 7004 Boulevard East, Apt. 28 C, Guttenberg, NJ (US) 07093

(**) Term: **14 Years**

(21) Appl. No.: **29/291,209**

(22) Filed: **Aug. 17, 2007**

(51) **LOC (8) Cl.** **06-08**

(52) **U.S. Cl.** **D6/318; D6/315; D6/328**

(58) **Field of Classification Search** D6/315,
D6/316, 318, 328, 513; D3/266; 223/85-98;
211/13.1, 85.3

See application file for complete search history.

(56) **References Cited**

U.S. PATENT DOCUMENTS

D272,494 S * 2/1984 Mahowald D6/513
D293,514 S * 1/1988 Hurrelbrink D6/318
D321,288 S * 11/1991 Nichol, Jr. D6/315

D337,338 S * 7/1993 Chang D3/266
D366,569 S * 1/1996 Coles et al. D6/315
D368,590 S * 4/1996 Charlet D6/315
D377,868 S * 2/1997 Charlet D6/315
D548,982 S * 8/2007 Chernicoff et al. D6/318

* cited by examiner

Primary Examiner—Mitchell Siegel

Assistant Examiner—Shanda C. Hill

(57) **CLAIM**

The ornamental design for a garment hanger, as shown and described.

DESCRIPTION

FIG. 1 is a perspective view of the garment hanger showing my new design;

FIG. 2 is a front view; the rear view is a mirror image thereof;

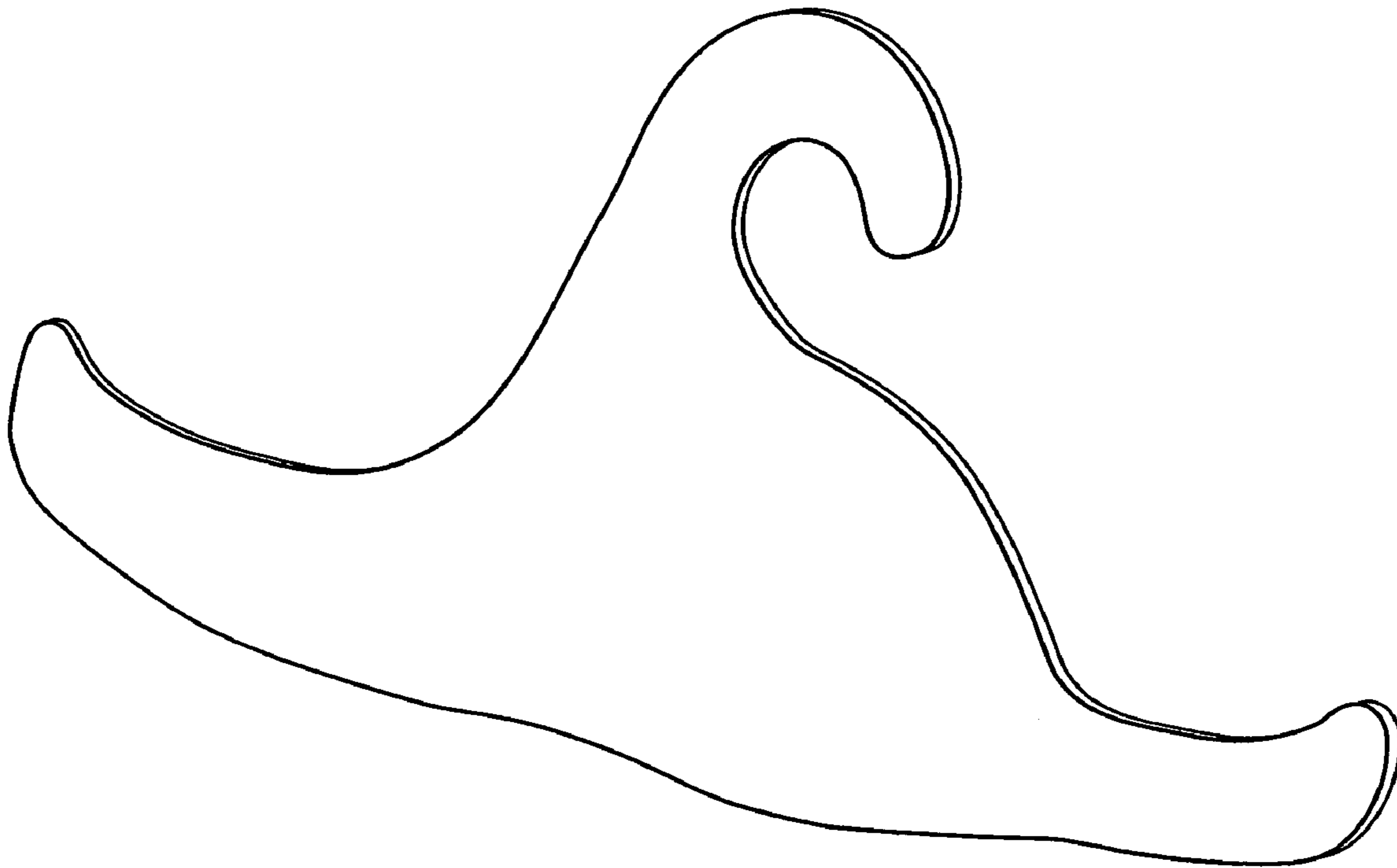
FIG. 3 is a top view thereof;

FIG. 4 is a bottom view thereof;

FIG. 5 is a first side view thereof; and,

FIG. 6 is a second side view thereof.

1 Claim, 2 Drawing Sheets



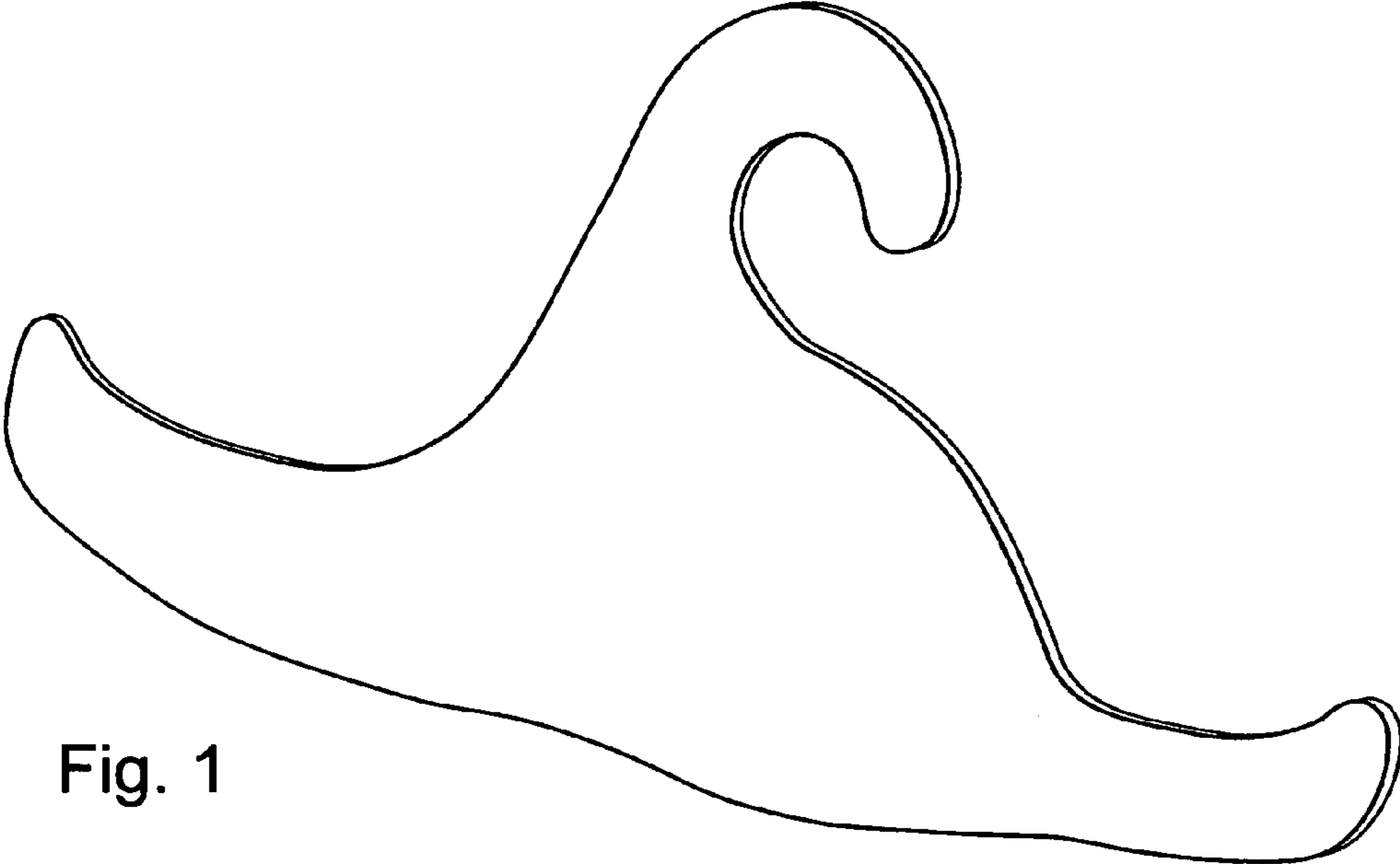


Fig. 1



Fig. 2



Fig. 3



Fig. 4

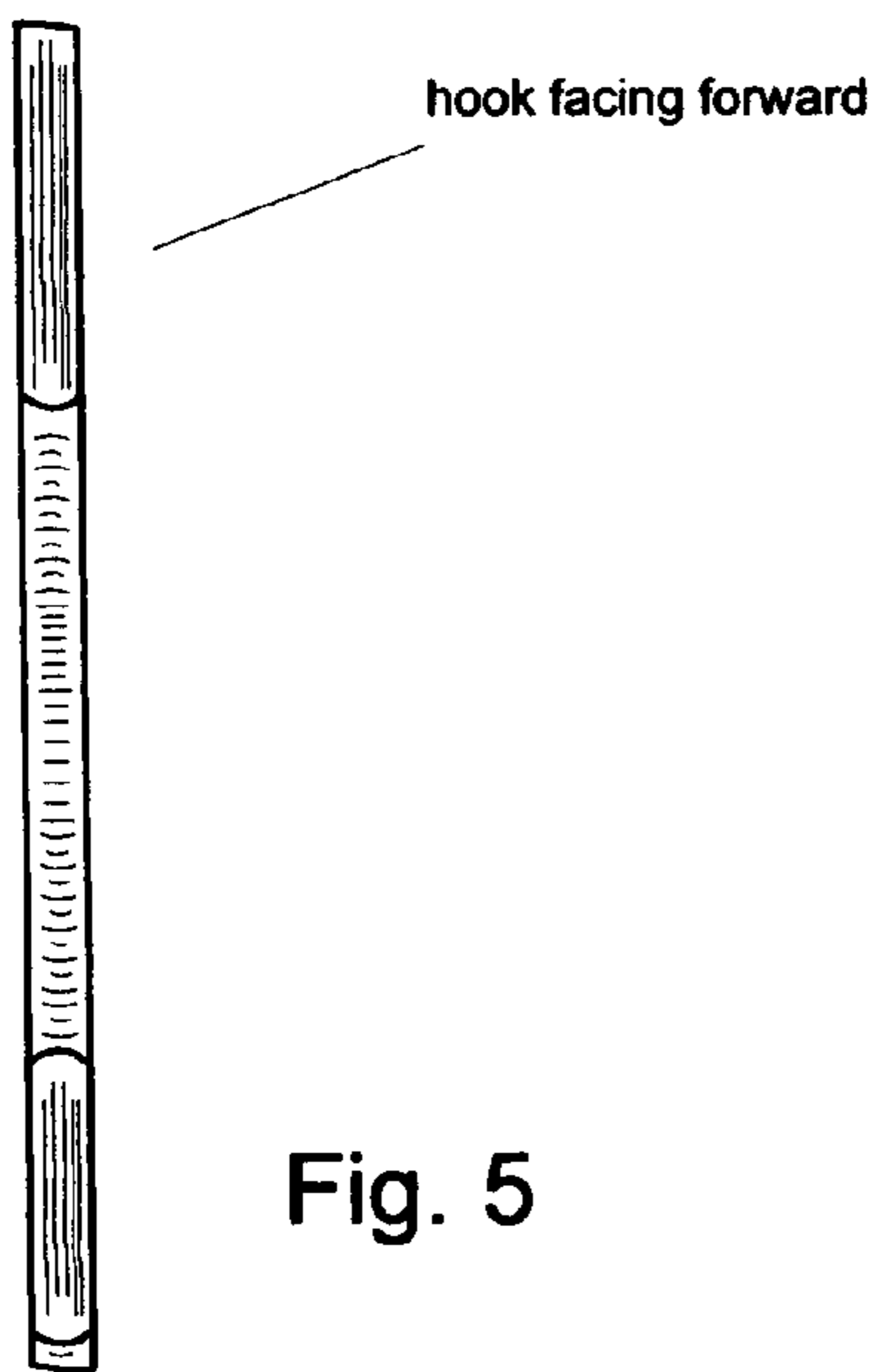


Fig. 5



Fig. 6