



US00D578766S

(12) **United States Design Patent**  
**Gonzalez**

(10) **Patent No.:** **US D578,766 S**  
(45) **Date of Patent:** **\*\* Oct. 21, 2008**

(54) **HANDLE AND TOGGLE ASSEMBLY FOR  
HANDBAG**

(75) Inventor: **Alvaro Gonzalez**, Florence (IT)

(73) Assignee: **J. Choo Limited**, London (GB)

(\*\*) Term: **14 Years**

(21) Appl. No.: **29/263,161**

(22) Filed: **Jul. 17, 2006**

(30) **Foreign Application Priority Data**

Jan. 20, 2006 (EM) ..... 000469937-005

(51) **LOC (8) Cl.** ..... **03-01**

(52) **U.S. Cl.** ..... **D3/322**

(58) **Field of Classification Search** ..... D3/201,  
D3/231-234, 238, 240-246, 303, 315-316,  
D3/318-319, 321-322, 902; 150/100, 104,  
150/107-108, 110-112, 117-119, 900; 190/100,  
190/108-109, 112, 115, 119, 902-903; 383/6,  
383/24-25, 30-31, 38, 41-42, 71-72, 74,  
383/76, 78, 907; D6/581

See application file for complete search history.

(56) **References Cited**

**U.S. PATENT DOCUMENTS**

D1,604 S \* 6/1862 Kely ..... D6/581  
D26,303 S \* 11/1896 Oehrle ..... D6/581  
994,399 A \* 6/1911 Holroyd ..... 150/107  
D80,396 S \* 1/1930 Schegel ..... D6/581  
D111,030 S \* 8/1938 Pichel ..... D3/240  
D136,747 S \* 11/1943 Murphy ..... D3/244

D347,323 S \* 5/1994 Ringblum ..... D3/239  
D504,015 S \* 4/2005 Delafontaine ..... D3/233  
D504,016 S \* 4/2005 Cassegrain ..... D3/244  
D518,641 S \* 4/2006 Della Valle et al. .... D3/327  
D551,859 S \* 10/2007 Maier ..... D3/246  
D560,910 S \* 2/2008 Gerbi ..... D3/246

**OTHER PUBLICATIONS**

U.S. Appl. No. 29/263,191, filed Jul. 17, 2006.

\* cited by examiner

*Primary Examiner*—Louis S Zarfaz

*Assistant Examiner*—Kathleen M Sims

(74) *Attorney, Agent, or Firm*—Fross Zelnick Lehrman &  
Zissu, P.C.; Lawrence E. Apolzon, Esq.

(57) **CLAIM**

The ornamental design for a handle and toggle assembly for handbag, as shown and described.

**DESCRIPTION**

FIG. 1 is a front perspective view of a handle and toggle assembly for handbag showing my new design;

FIG. 2 is a front view thereof;

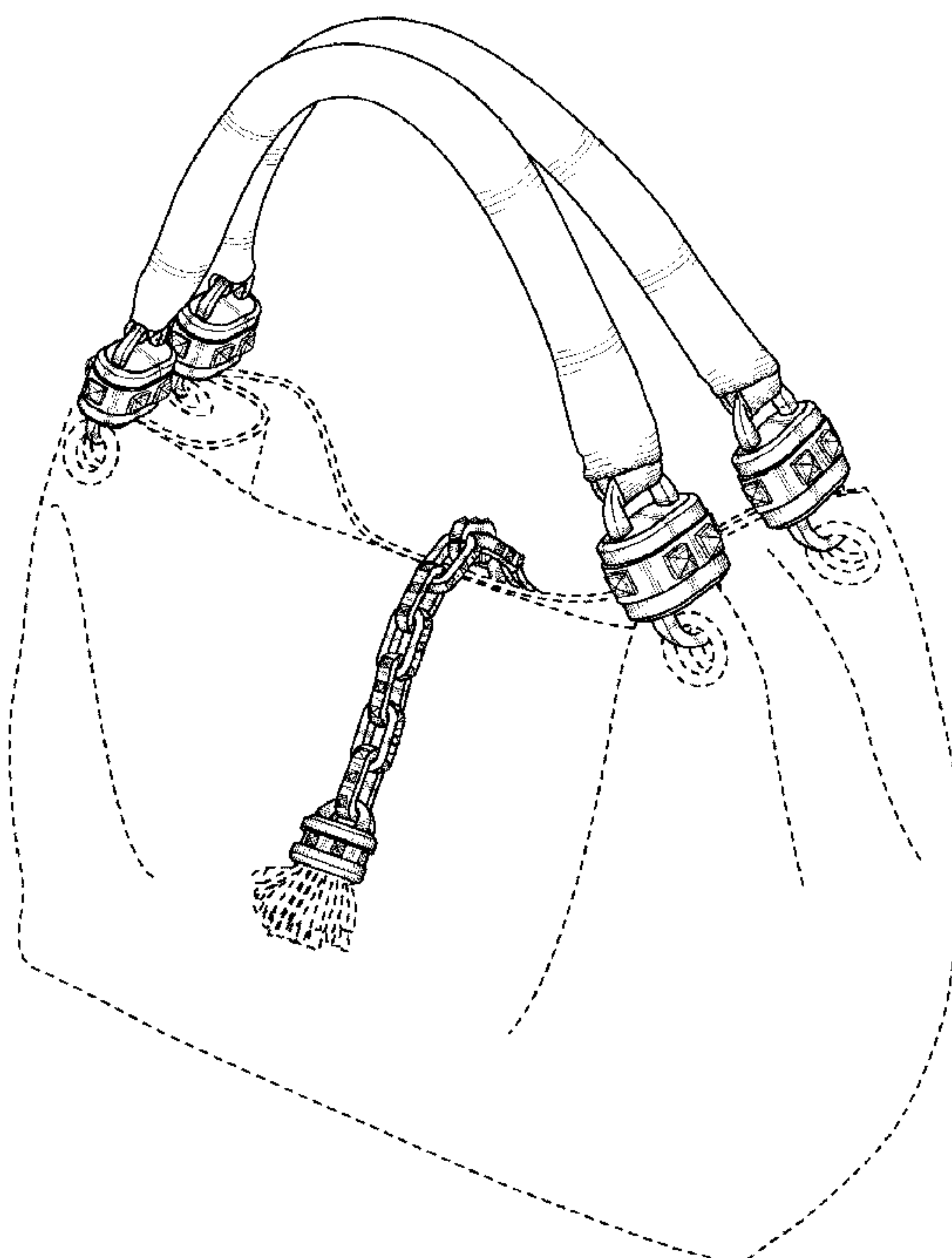
FIG. 3 is a rear view thereof;

FIG. 4 is a left side view thereof, with the right side being a mirror image; and,

FIG. 5 is a top view.

The broken line showing of the handle assembly, tassel, grommets, toggle, handles, portions of the handbag, and straps is for illustrative purposes only and forms no part of the claimed design.

**1 Claim, 5 Drawing Sheets**



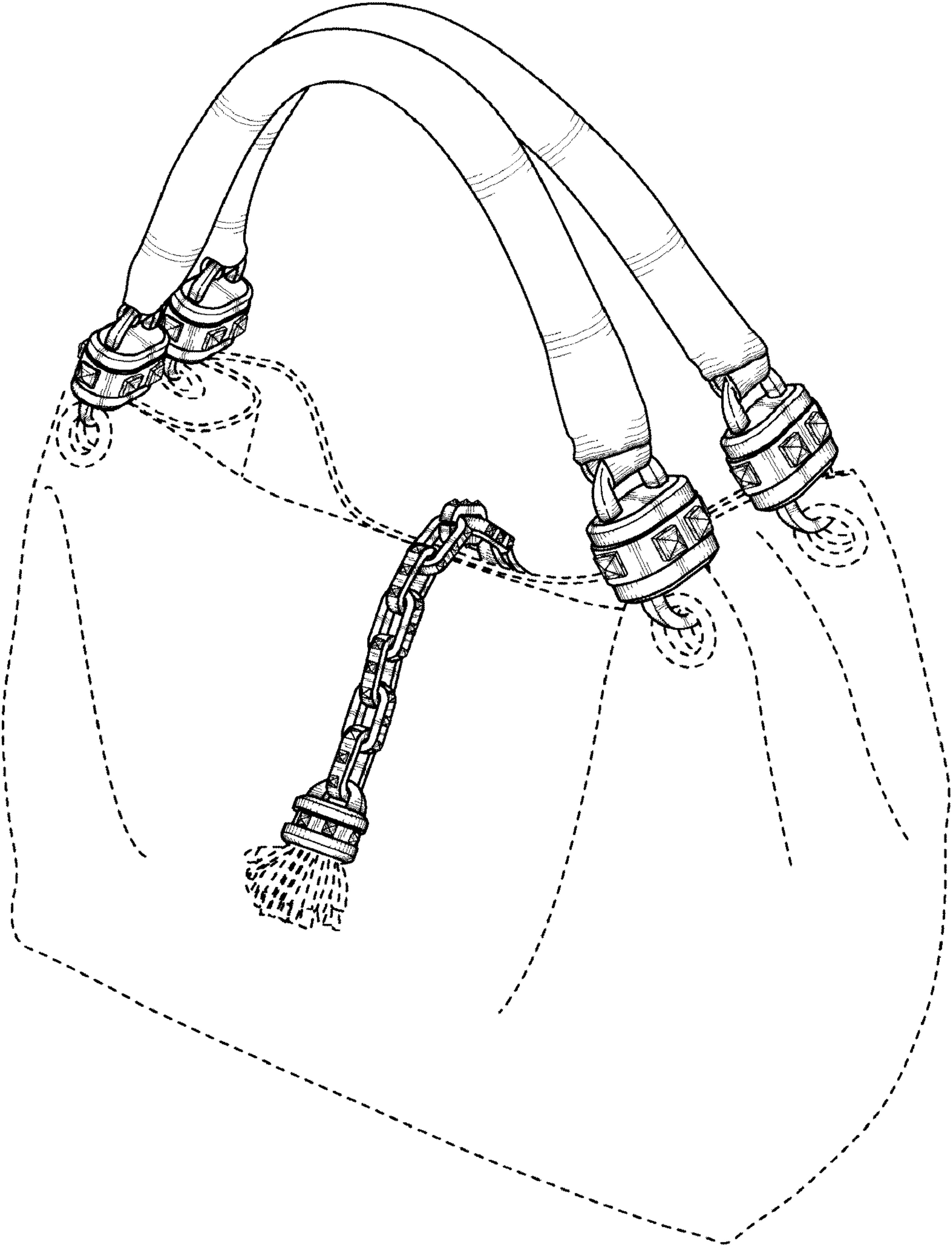


FIG. 1



FIG. 2

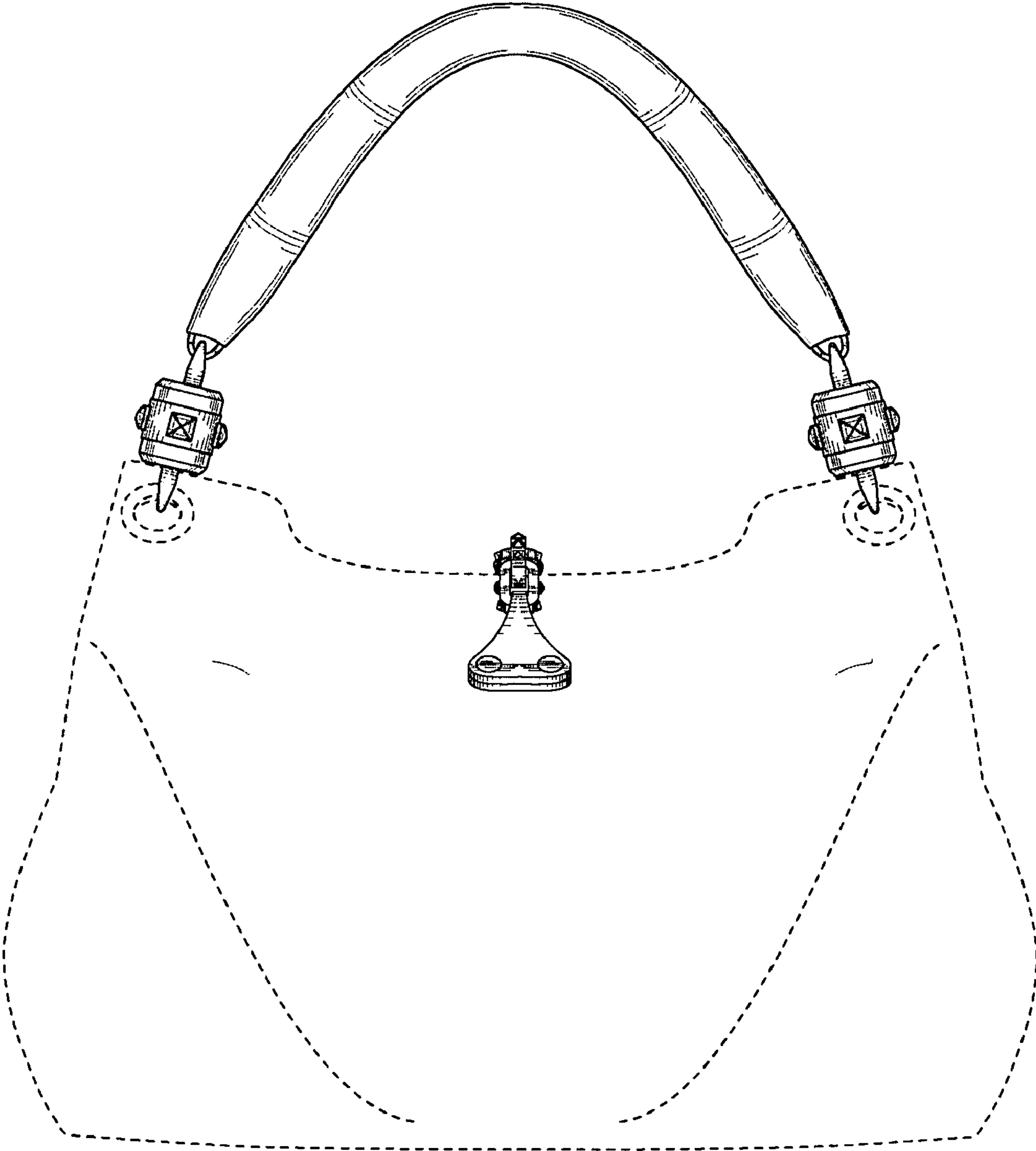


FIG. 3



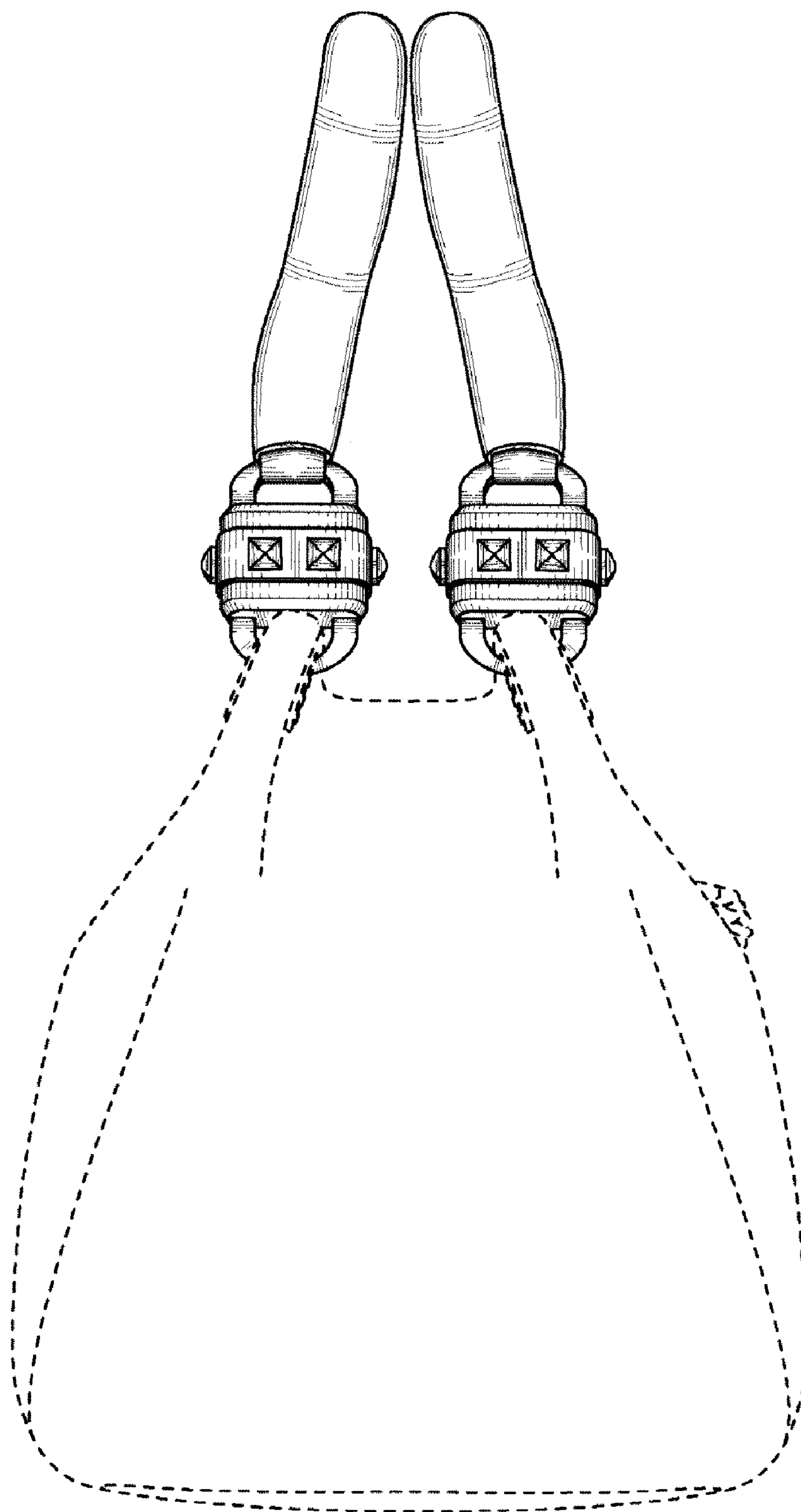


FIG. 4

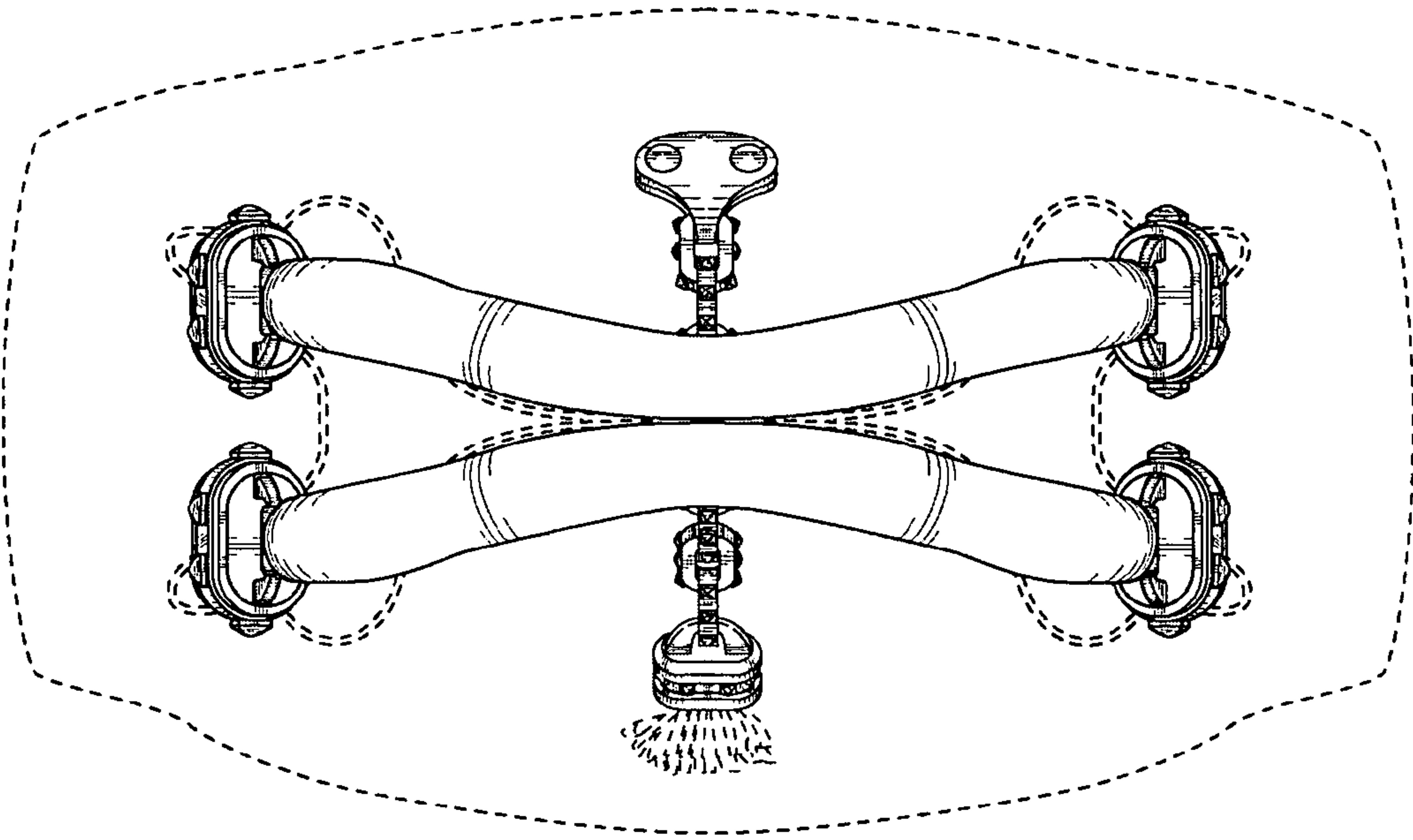


FIG. 5