



US00D578762S

(12) **United States Design Patent**  
**Smith et al.**

(10) **Patent No.:** **US D578,762 S**  
(45) **Date of Patent:** **\*\* Oct. 21, 2008**

(54) **STORAGE BASKET**

(75) Inventors: **Ray Smith**, Maricopa, AZ (US); **Nancy Mould**, Fort Mill, SC (US)

(73) Assignee: **Brasstech, Inc.**, Santa Ana, CA (US)

(\*\*) Term: **14 Years**

(21) Appl. No.: **29/249,819**

(22) Filed: **Oct. 23, 2006**

(51) **LOC (8) Cl.** ..... **03-01**

(52) **U.S. Cl.** ..... **D3/306**

(58) **Field of Classification Search** ..... D3/201,  
D3/273, 276, 283-286, 304-316, 318-319;  
D6/525-539, 540, 566-567, 574, 572, 511;  
D7/550.1, 552.1, 553.1-553.2, 553.7, 554.2-554.4,  
D7/561, 701; D9/755, 781, 770; D12/412,  
D12/414.1, 425; D19/75, 86, 90; 220/485,  
220/488; 206/503-510, 214-215, 822, 307.1,  
206/202, 513, 557; 211/13.1, 41.3, 41.4,  
211/86.01, 88.01, 134, 126.1, 181.1

See application file for complete search history.

(56) **References Cited**

**U.S. PATENT DOCUMENTS**

131,822 A \* 10/1872 Latham ..... 211/74  
RE6,125 E \* 11/1874 Sherwood ..... 211/74  
643,229 A \* 2/1900 Michael ..... 242/137.1  
684,003 A \* 10/1901 Steppe ..... 211/85.12

D57,989 S \* 5/1921 Mosgrove ..... D6/535  
D60,534 S \* 3/1922 Halpern ..... D6/535  
D388,993 S \* 1/1998 Hampshire ..... D6/567  
D436,276 S \* 1/2001 Fiegl et al. .... D6/553  
D479,421 S \* 9/2003 Snell ..... D6/525  
D479,663 S \* 9/2003 Snell ..... D6/525  
D543,403 S \* 5/2007 Tau ..... D6/540  
D563,708 S \* 3/2008 Snell ..... D6/566  
D563,709 S \* 3/2008 Snell ..... D6/566

\* cited by examiner

*Primary Examiner*—Louis S Zarfaz

*Assistant Examiner*—Eric L Goodman

(74) *Attorney, Agent, or Firm*—Edgar A. Zarins; Lloyd D. Doigan

(57) **CLAIM**

The ornamental design for a storage basket, as shown and described.

**DESCRIPTION**

FIG. 1 is a front perspective view of a storage basket showing our design;

FIG. 2 is a right side elevational view thereof;


FIG. 3 is a left side elevational view thereof;


FIG. 4 is a front elevational view thereof;

FIG. 5 is a top plan view thereof; and,

FIG. 6 is a bottom plan view thereof.

**1 Claim, 4 Drawing Sheets**





**FIG. 1**




FIG. 2


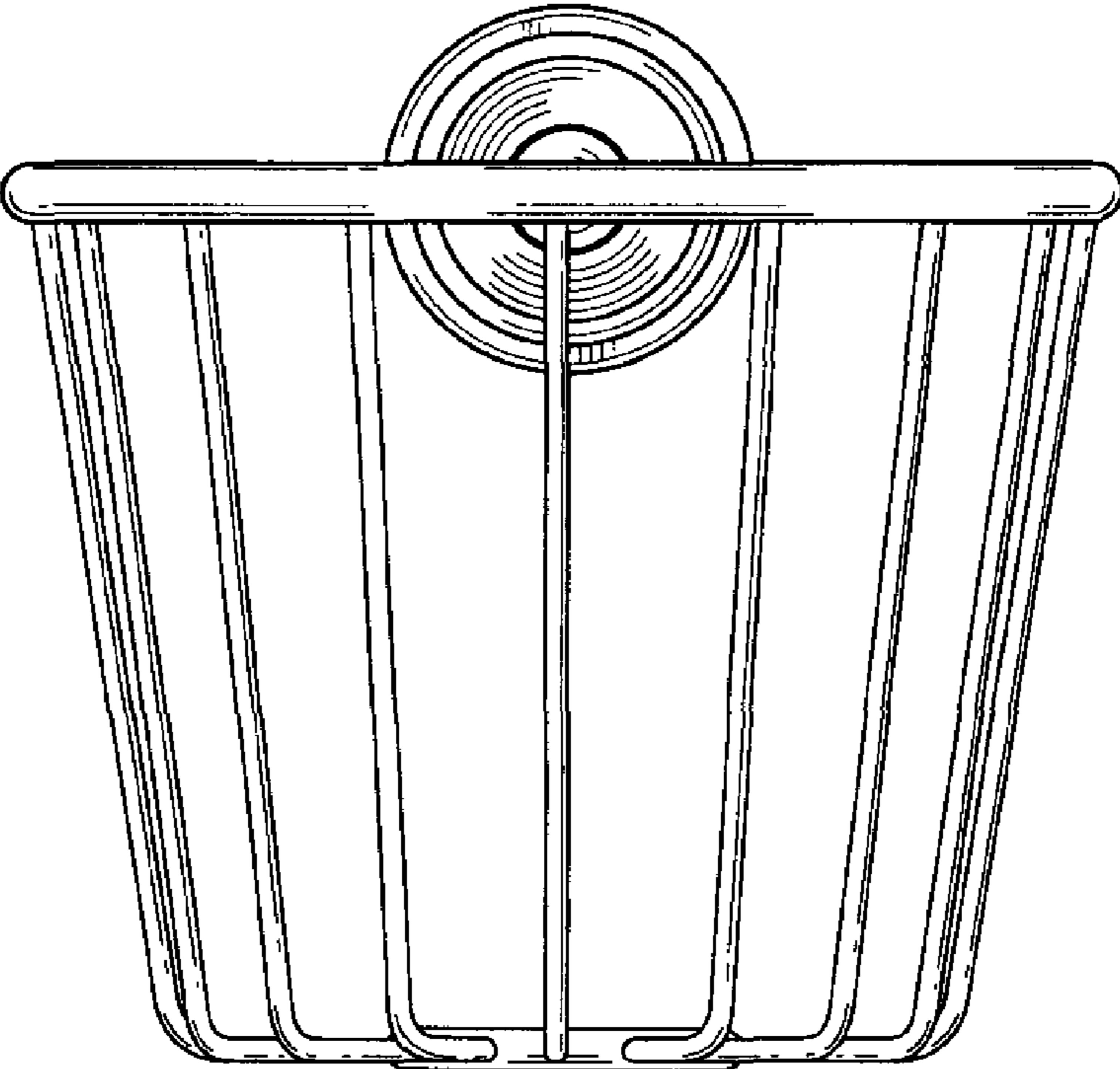
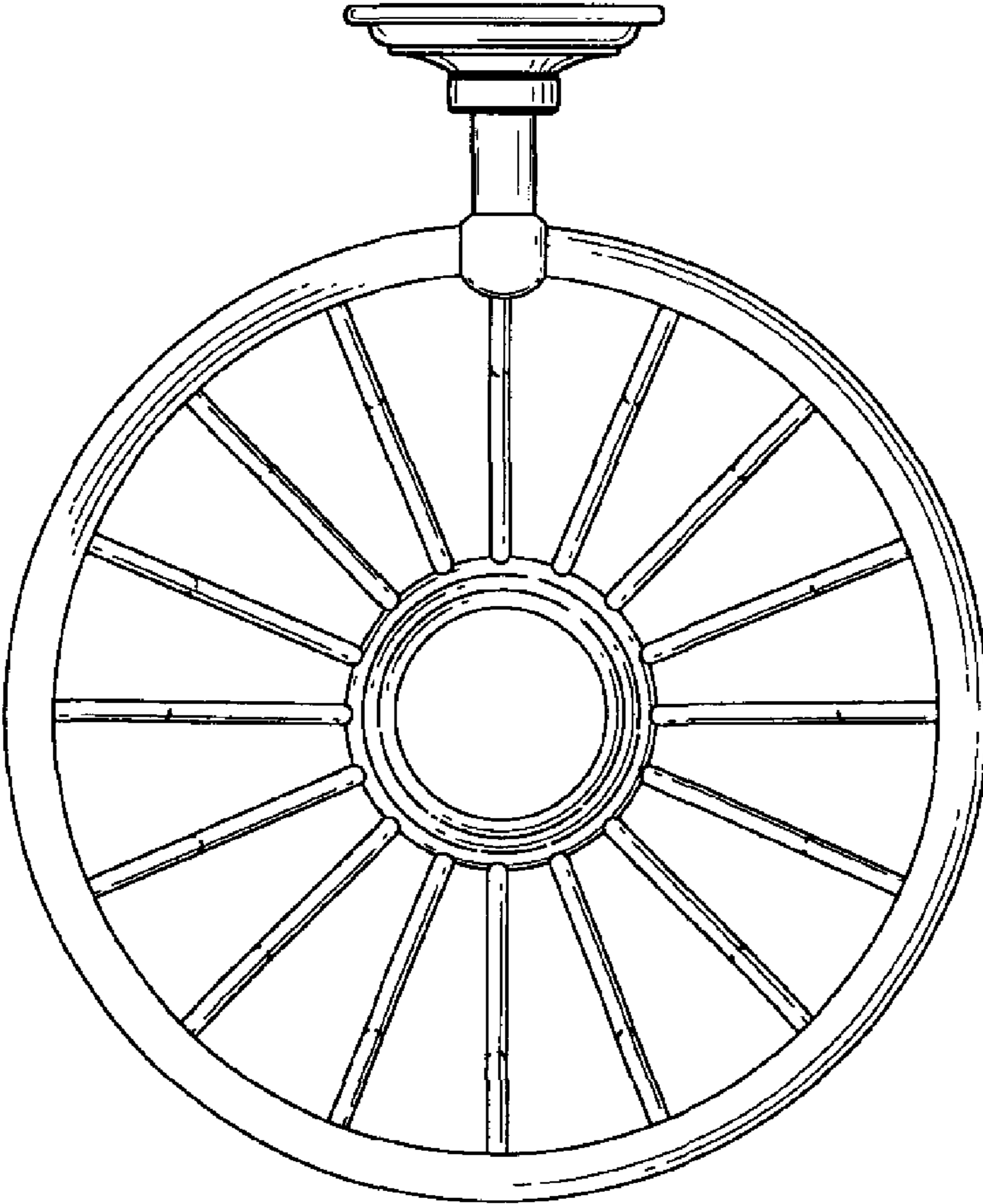


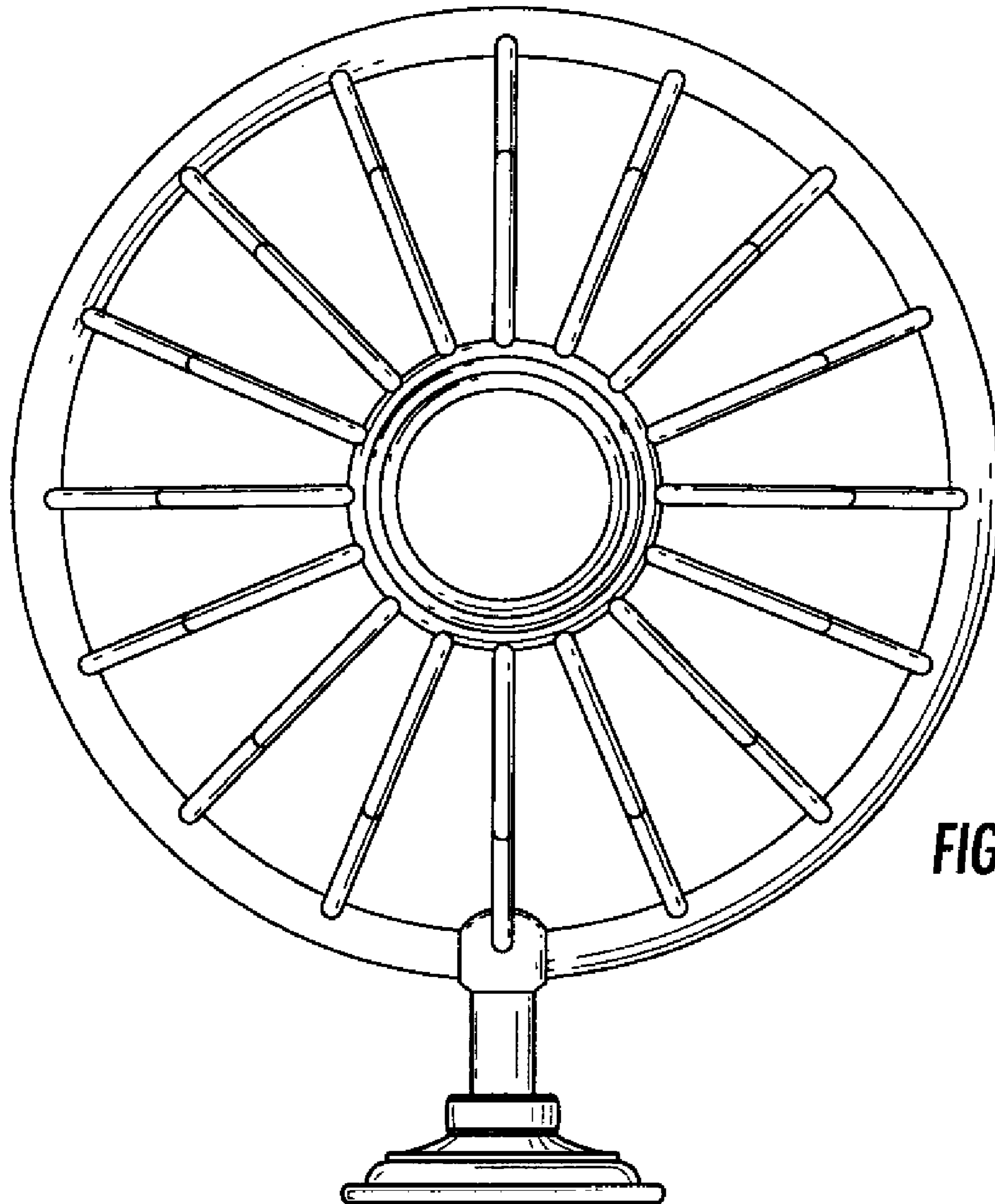
FIG. 3



**FIG. 4**



**FIG. 5**



**FIG. 6**