



US00D578743S

(12) **United States Design Patent**
Liow

(10) **Patent No.:** **US D578,743 S**
(45) **Date of Patent:** **** Oct. 21, 2008**

- (54) **SHOE**
- (76) **Inventor:** **Tian Kong Liow**, 20531 Belshaw Ave.,
Carson, CA (US) 90746
- (**) **Term:** **14 Years**
- (21) **Appl. No.:** **29/292,218**
- (22) **Filed:** **Oct. 2, 2007**
- (51) **LOC (8) Cl.** **02-04**
- (52) **U.S. Cl.** **D2/896; D2/919; D2/923;**
D2/926; D2/969
- (58) **Field of Classification Search** D2/896,
D2/902, 903, 919, 923, 925, 926, 969; 36/1,
36/83, 113, 114, 116, 4, 24.5, 26, 87
See application file for complete search history.

- D517,790 S * 3/2006 Seamans D2/969
- D522,723 S 6/2006 Fuerst
- D525,419 S 7/2006 Seamans
- D529,263 S * 10/2006 Wolf D2/923
- 7,146,751 B2 12/2006 Seamans
- D535,088 S 1/2007 Seamans
- D543,341 S 5/2007 Seamans
- D543,681 S 6/2007 McCarthy
- D544,186 S 6/2007 Matis
- D545,032 S * 6/2007 Wolf D2/923
- D545,033 S * 6/2007 Wolf D2/926
- D546,040 S 7/2007 Andersen
- D561,982 S * 2/2008 Hoyt D2/896
- D567,482 S * 4/2008 Hoyt D2/896
- D573,778 S * 7/2008 Hawker D2/896

* cited by examiner

Primary Examiner—Dominic Simone
(74) *Attorney, Agent, or Firm*—Cislo & Thomas, LLP

(56) **References Cited**
U.S. PATENT DOCUMENTS

- D155,956 S * 11/1949 Wood D2/969
- D197,761 S 3/1964 Gould
- D251,158 S 2/1979 Edmonds
- 4,476,600 A * 10/1984 Seidel et al. 36/87
- D280,461 S * 9/1985 Horn D2/919
- D310,289 S * 9/1990 Farina D2/926
- D381,794 S * 8/1997 Gelli D2/916
- D416,667 S * 11/1999 Lamstein D2/916
- D418,662 S * 1/2000 Bergmans D2/926
- 6,237,249 B1 5/2001 Aguerre
- D448,918 S * 10/2001 Hoyt et al. D2/919
- D470,995 S * 3/2003 Bronga D2/923
- D471,344 S * 3/2003 Bronga D2/923
- D473,040 S * 4/2003 Hawker et al. D2/896
- D479,034 S * 9/2003 Tzenos D2/926
- D479,906 S * 9/2003 Hawker et al. D2/969
- D499,234 S * 12/2004 Dal Magro et al. D2/916
- 6,993,858 B2 * 2/2006 Seamans 36/11.5
- D517,788 S * 3/2006 Seamans D2/969
- D517,789 S * 3/2006 Seamans D2/969

(57) **CLAIM**

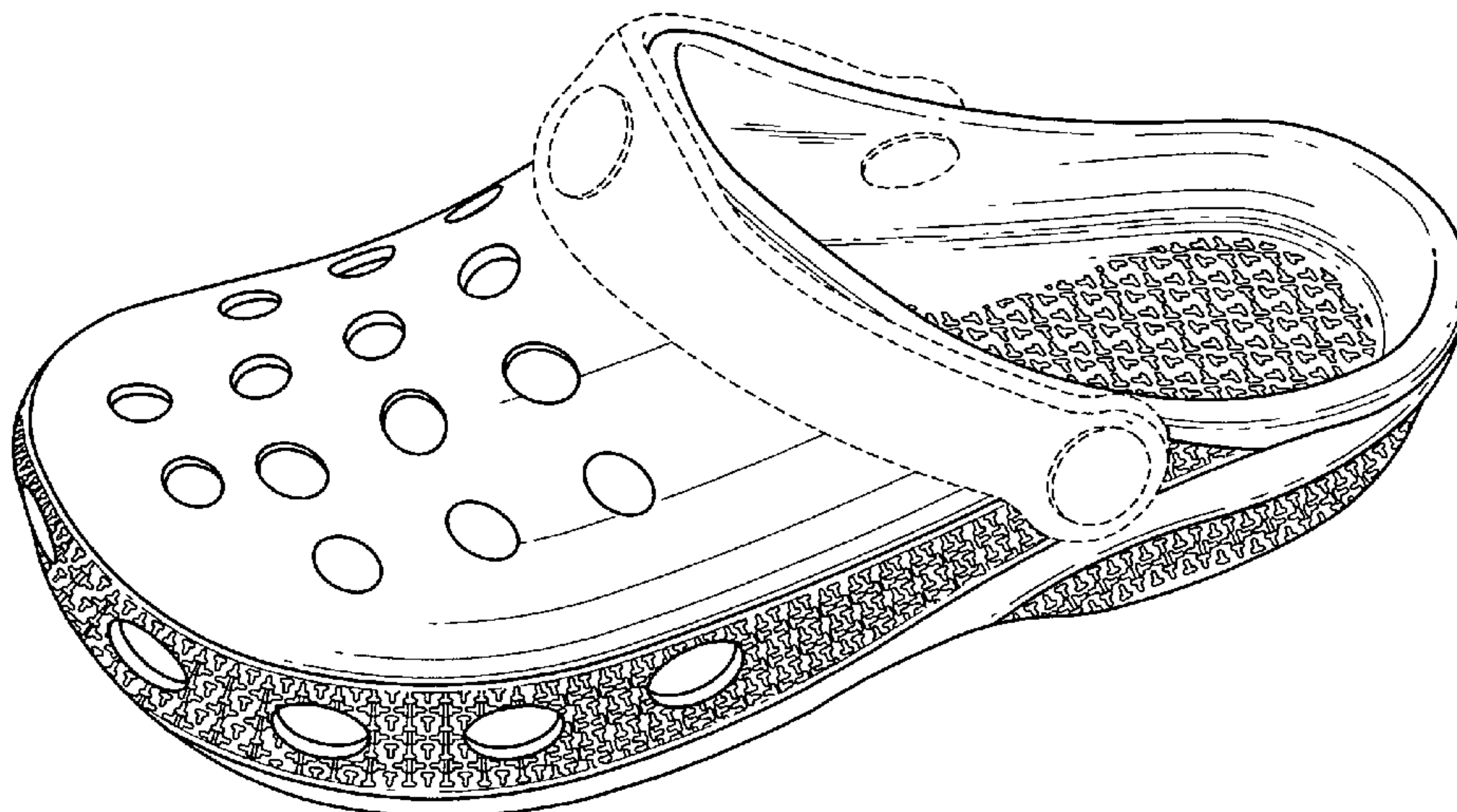
I claim the ornamental design for a shoe, as shown and described.

DESCRIPTION

- FIG. 1. Is a perspective view of a my shoe, showing my new design;
- FIG. 2. Is a front view thereof;
- FIG. 3. Is a right side view thereof;
- FIG. 4. Is a left side view thereof;
- FIG. 5. Is a rear view thereof;
- FIG. 6. is a top view thereof; and,
- FIG. 7. Is a bottom view thereof.

The broken line portions of the disclosure are for illustrative purposes only and form no part of the claimed design.

1 Claim, 6 Drawing Sheets



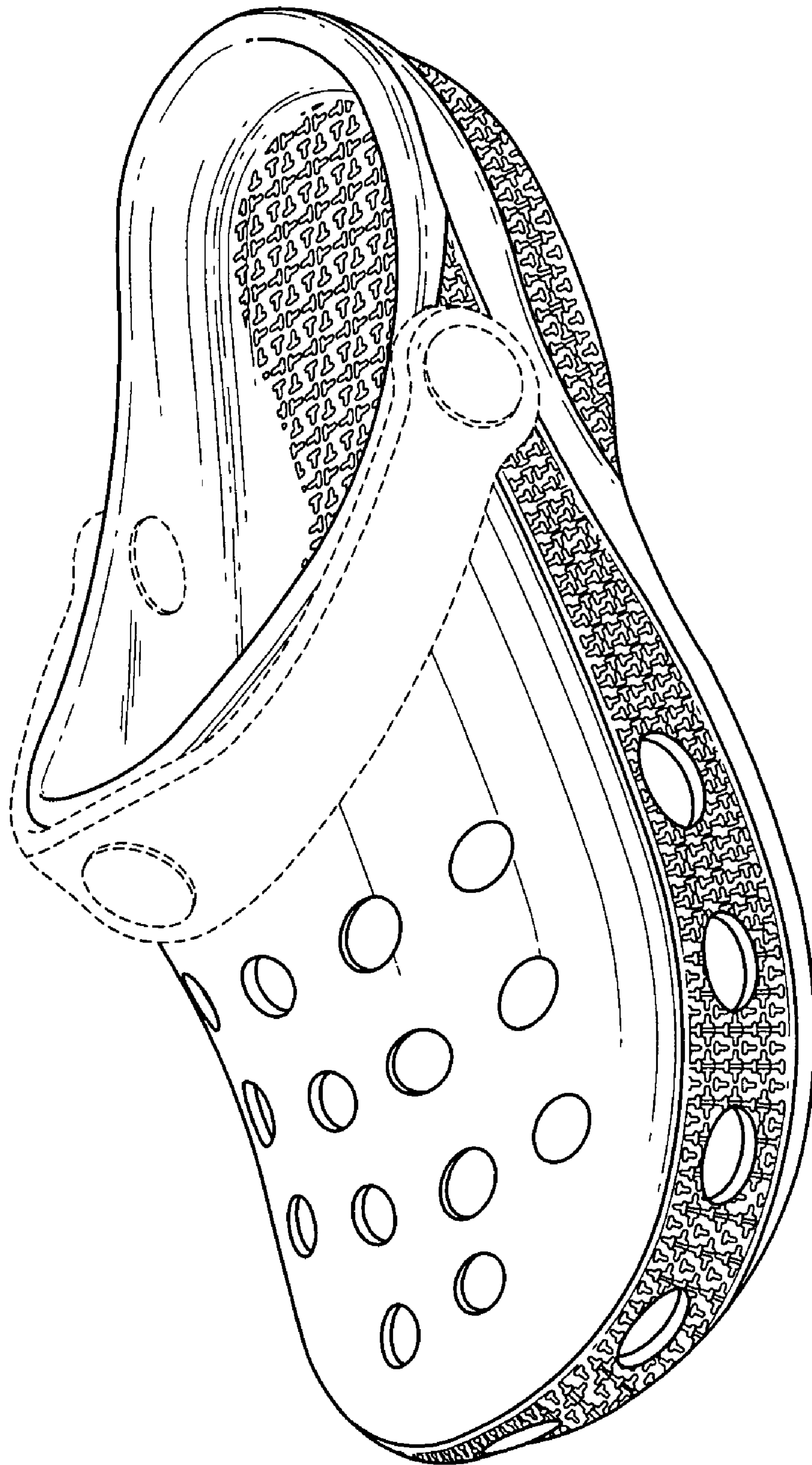


FIG. 1

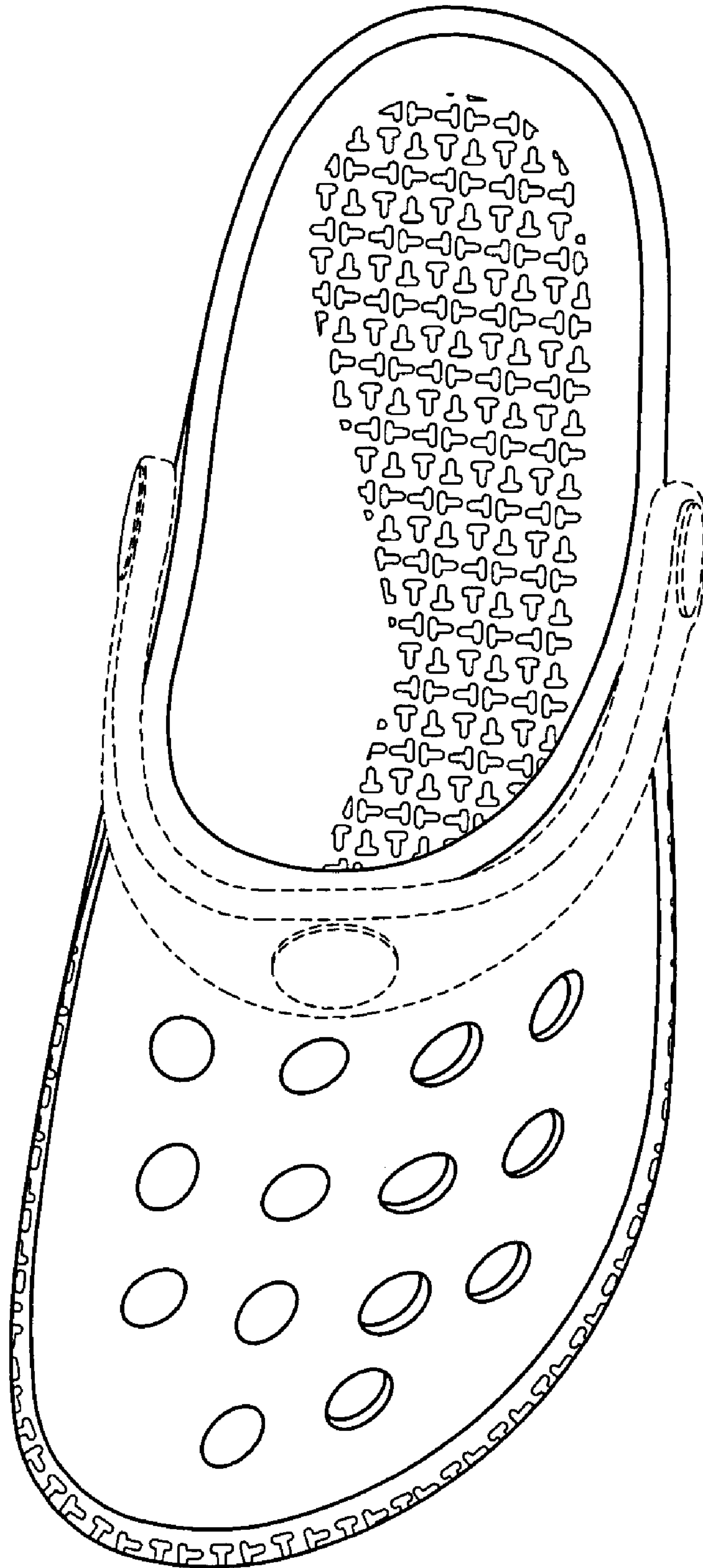


FIG. 2

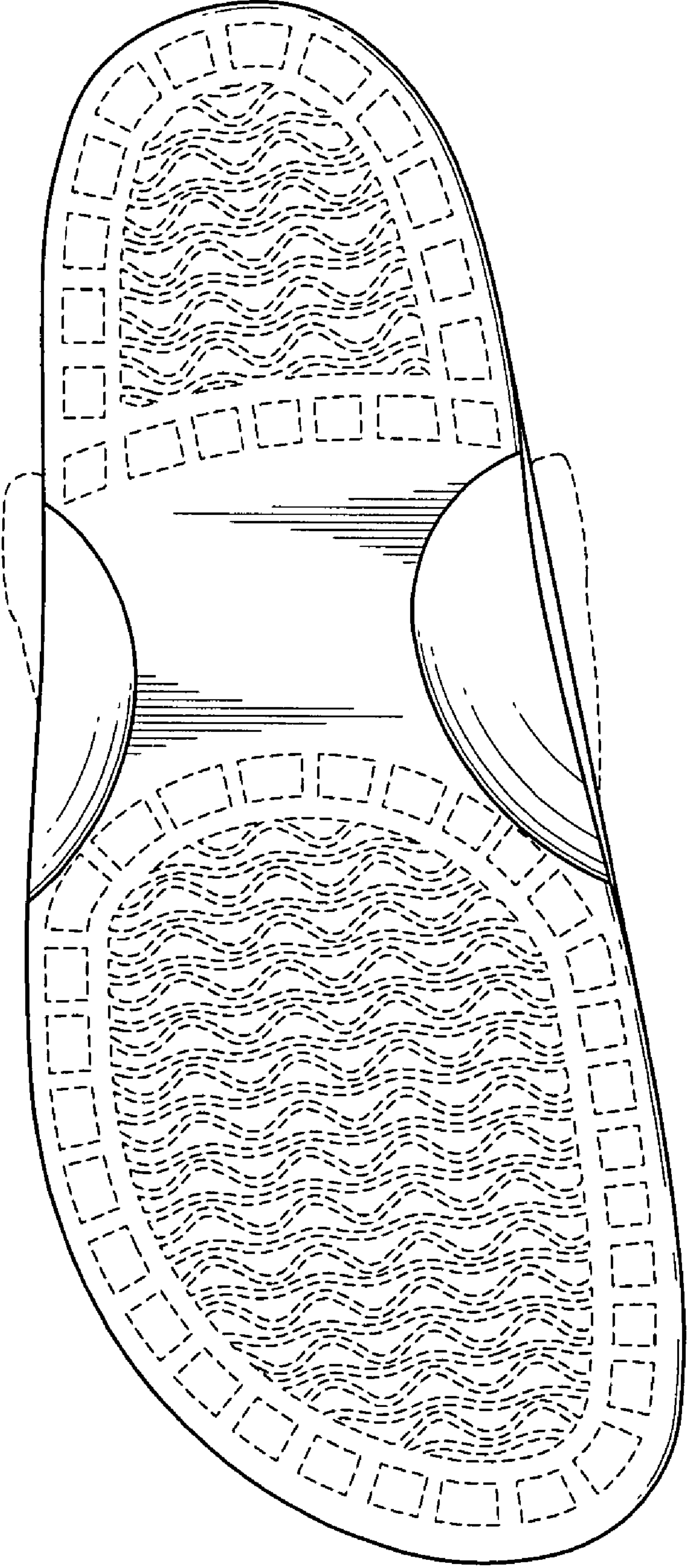


FIG. 3

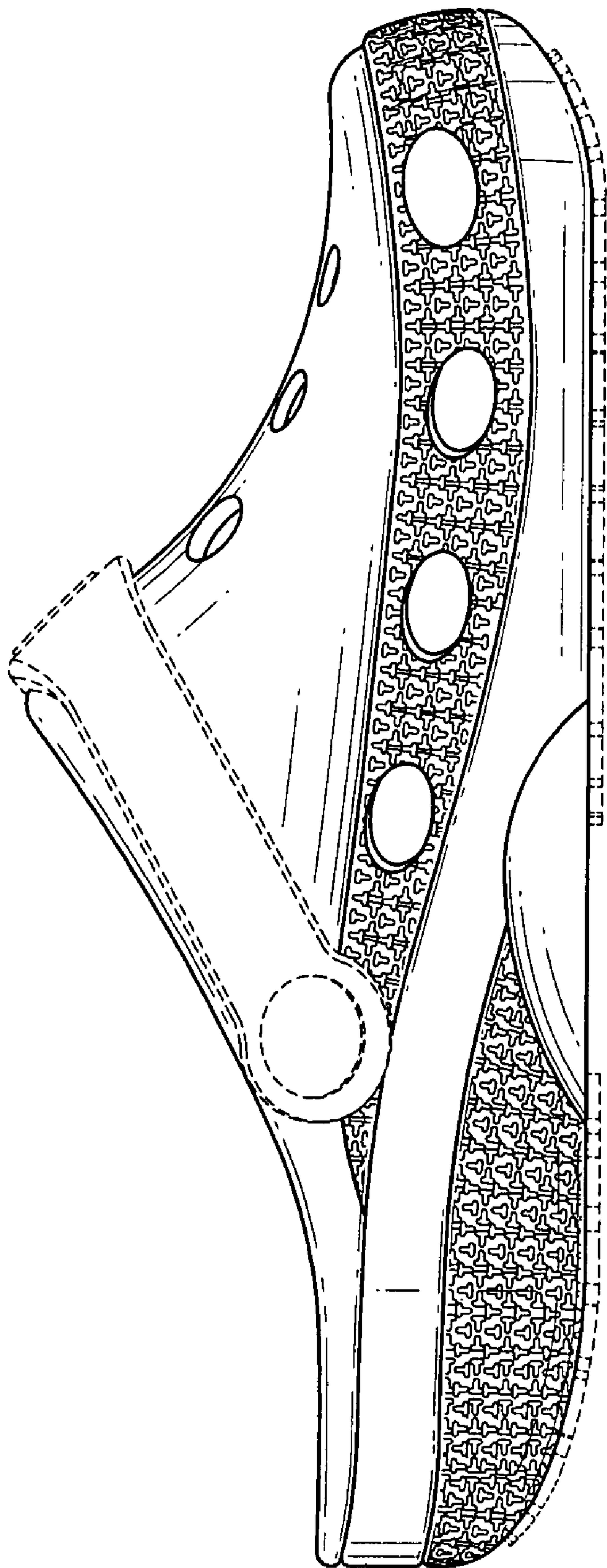


FIG. 4

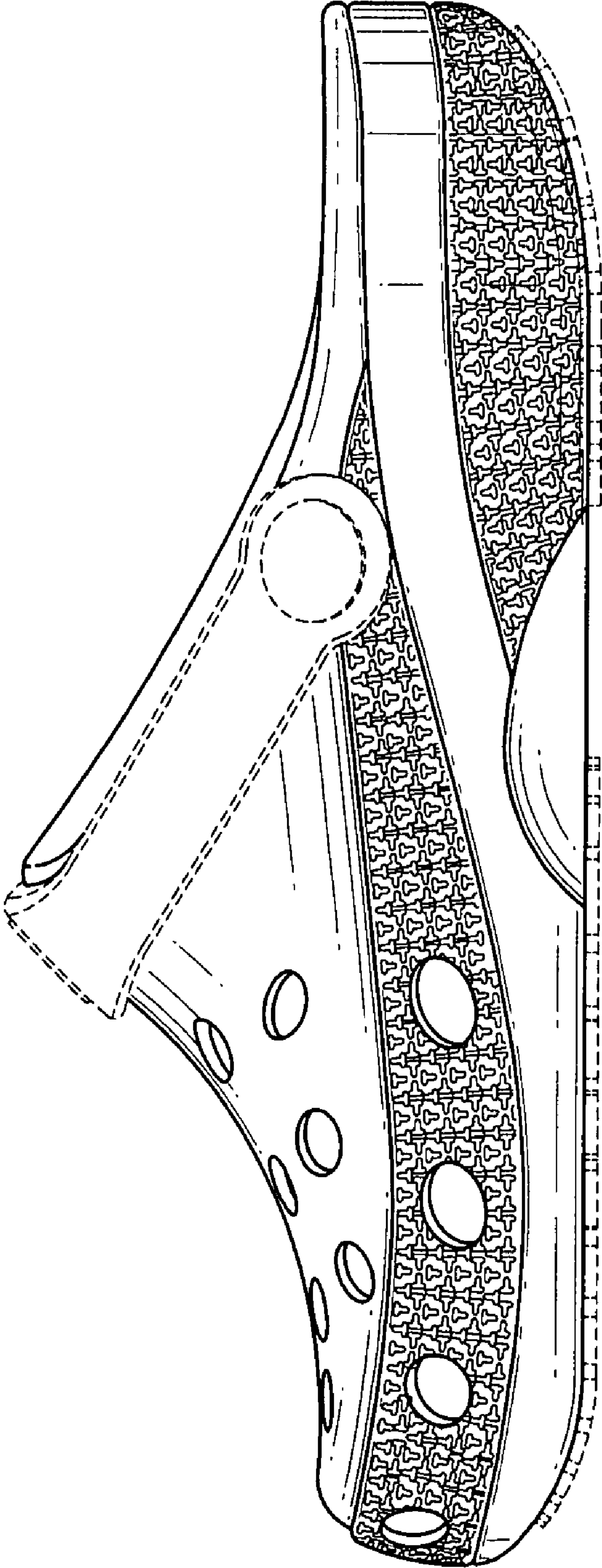


FIG. 5

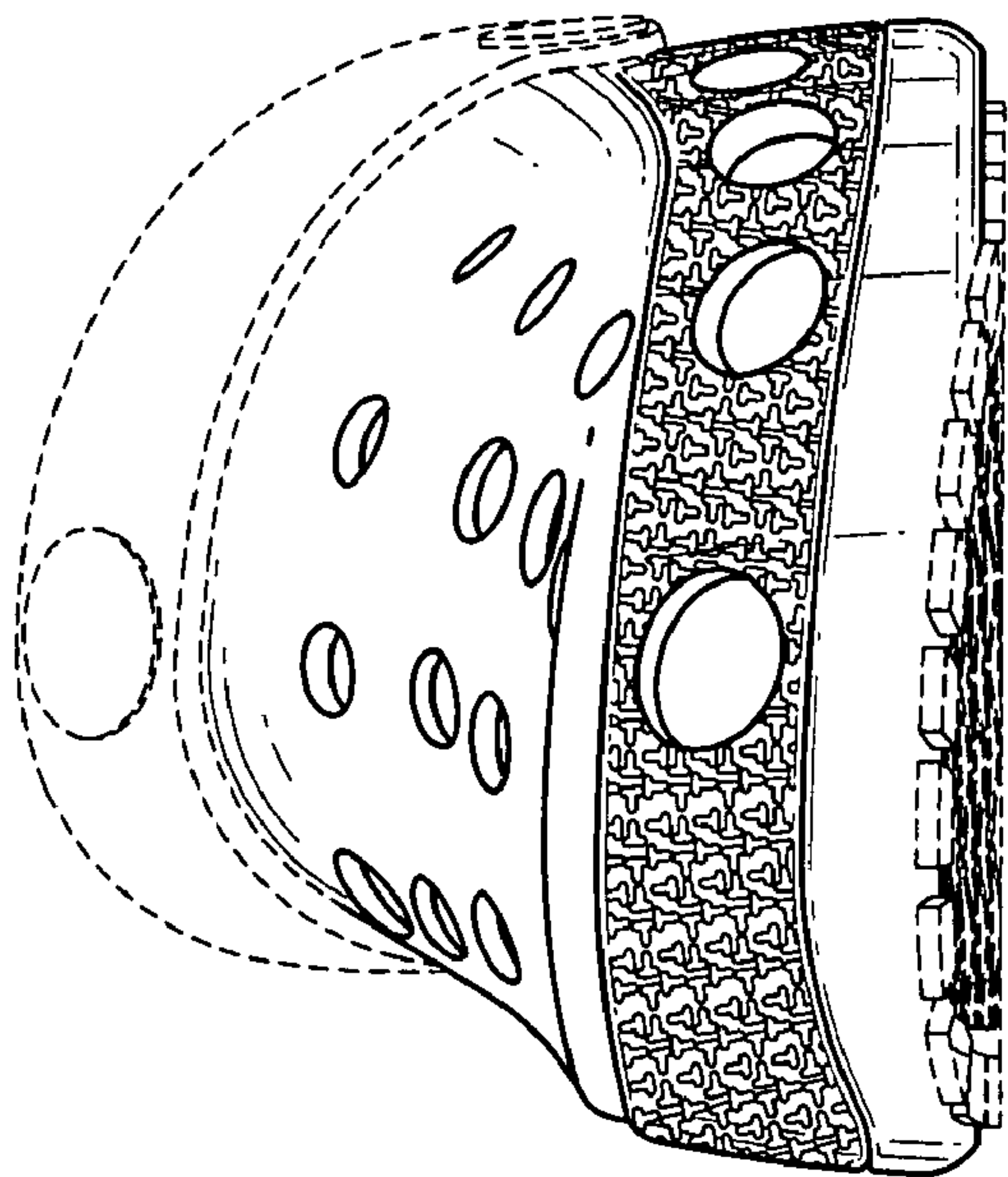


FIG. 6

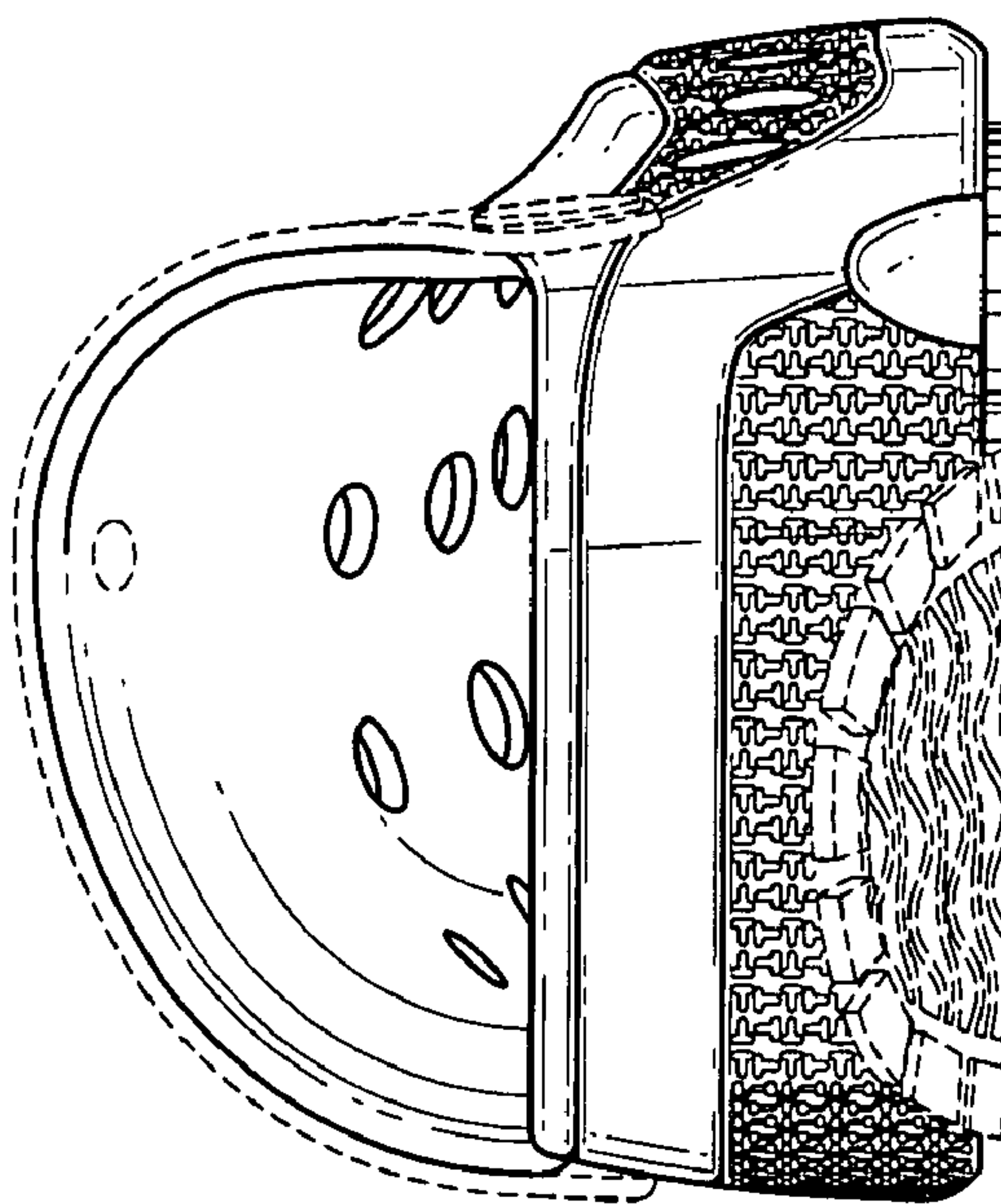


FIG. 7