



US00D578742S

(12) **United States Design Patent**
Cho

(10) **Patent No.:** **US D578,742 S**
(45) **Date of Patent:** **** Oct. 21, 2008**

(54) **SWEATBAND**

(75) Inventor: **Byoung-Woo Cho**, Gyeonggi-do (KR)

(73) Assignee: **Yupoong, Inc.** (KR)

(**) Term: **14 Years**

(21) Appl. No.: **29/305,630**

(22) Filed: **Mar. 25, 2008**

(51) **LOC (8) Cl.** **02-03**

(52) **U.S. Cl.** **D2/894**

(58) **Field of Classification Search** D2/865,
D2/866, 872, 873, 876, 879, 882, 870, 878,
D2/880, 881, 884, 886, 871, 875, 891, 892,
D2/893, 894, 895; D5/1, 2, 3, 7, 29, 46,
D5/47, 55, 58, 60, 61; 2/10, 12, 425, 171.4,
2/171.5, 174, 183, 184, 181, 209.11, 209.12,
2/209.13, 209.14, 175.1, 175.2, 175.3, 175.4,
2/175.5, 195.1, 195.2, 195.3, 195.6, 200.1,
2/200.2

See application file for complete search history.

(56) **References Cited**

U.S. PATENT DOCUMENTS

D9,654 S *	11/1876	Scott et al.	D5/60
246,588 A *	9/1881	Bancroft	2/181
D19,905 S *	6/1890	House, Jr.	D5/7
D23,835 S *	12/1894	Morgan	D5/7
882,285 A *	3/1908	Armstrong	112/415
D54,812 S *	3/1920	de Sibour	D2/894
D56,120 S *	8/1920	de Sibour	D2/894
D76,479 S *	10/1928	Hershkowitz et al.	D5/7
D122,000 S *	8/1940	Randall	D5/7
D185,228 S *	5/1959	Nelson	D5/58
2,916,798 A *	12/1959	Caputa et al.	112/400

D195,295 S *	5/1963	Ellefsoe	D5/7
D215,033 S *	8/1969	Ottens	D5/54
3,994,023 A *	11/1976	Aileo et al.	2/417
4,958,385 A *	9/1990	Rushton, Jr.	2/174
4,958,386 A *	9/1990	Louis-Jeune	2/227
4,977,011 A *	12/1990	Smith	428/152
D316,774 S *	5/1991	Falk	D2/875
5,209,801 A *	5/1993	Smith	156/161
5,297,296 A *	3/1994	Moretz et al.	2/237

(Continued)

Primary Examiner—Elizabeth A. Albert

Assistant Examiner—Karen E Eldridge Powers

(74) *Attorney, Agent, or Firm*—Fellers, Snider, Blankenship,
Bailey & Tippens

(57) **CLAIM**

The ornamental design for a sweatband, as shown and described.

DESCRIPTION

FIG. 1 is a front elevational view of a sweatband according to my new design;



FIG. 2 is a rear elevational view thereof;

FIG. 3 is a perspective view of the sweatband according to my new design in a state in which the sweatband is attached at a lower interior circumference of a crown portion of a cap; and,

FIG. 4 is a perspective view of the sweatband according to my new design in a state in which the sweatband is used as a hair band.

The broken line showing of a hat in FIG. 3 and human head in FIG. 4 are for the purpose of illustrating the environment in which the design is associated and form no part of the claimed design.

1 Claim, 4 Drawing Sheets



US D578,742 S

Page 2

U.S. PATENT DOCUMENTS			
D347,311	S *	5/1994	Butler D2/871
5,659,898	A *	8/1997	Bell, Jr. 2/69
5,907,871	A *	6/1999	Austin 2/209.12
6,122,774	A *	9/2000	Park 2/181
6,385,776	B2 *	5/2002	Lindsay 2/171.1
6,625,818	B2 *	9/2003	Putnam 2/181
6,701,532	B1 *	3/2004	Glassberg et al. 2/170
D493,026	S *	7/2004	Park D2/894
6,895,601	B2 *	5/2005	Park 2/181
6,994,433	B2 *	2/2006	Hockaday et al. 351/62
7,010,814	B2 *	3/2006	Benziger 2/209.13
7,020,900	B2 *	4/2006	Ngan 2/181
7,039,957	B2 *	5/2006	Park 2/181
7,117,542	B2 *	10/2006	Lee 2/181
2004/0250336	A1 *	12/2004	Cho 2/171
2006/0048273	A1 *	3/2006	Liao 2/181
2006/0207297	A1 *	9/2006	Tseng 66/202
2007/0022929	A1 *	2/2007	Wang 112/1

* cited by examiner

FIG.1




FIG.2




FIG. 3

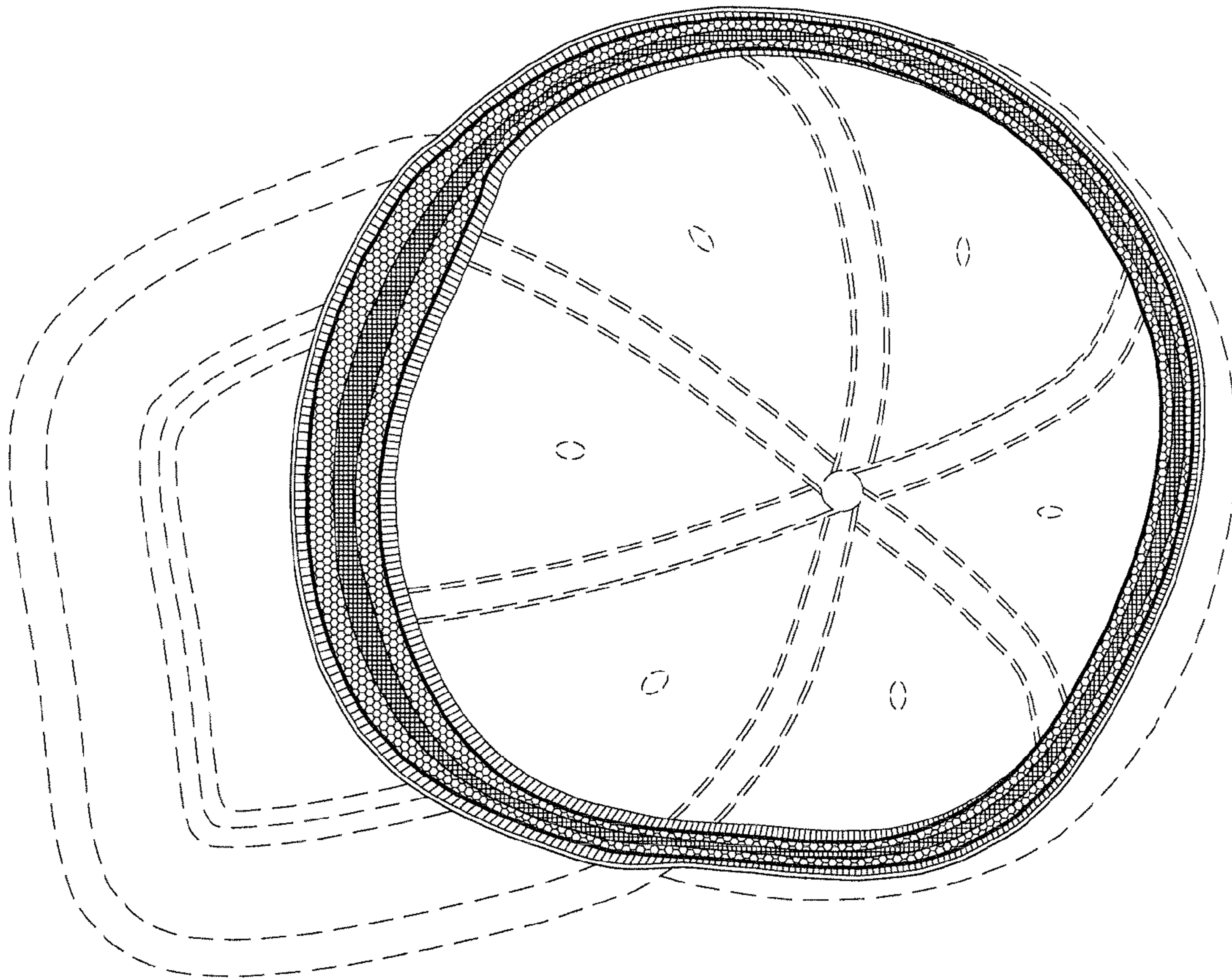


FIG. 4

