

US00D578739S

(12) **United States Design Patent**  
**Schüssleder et al.**

(10) **Patent No.:** **US D578,739 S**

(45) **Date of Patent:** **\*\* Oct. 21, 2008**

(54) **CAP WITH FRONT VISOR AND REAR VISOR**

(76) Inventors: **Michael Schüssleder**, Barbarastr. 8,  
45739 Oer-Erkenschwick (DE); **Maik Wittkowski**, Kiesenfeldweg 24b, 45739  
Oer-Erkenschwick (DE)

(\*\*) Term: **14 Years**

(21) Appl. No.: **29/277,877**

(22) Filed: **Mar. 13, 2007**

(30) **Foreign Application Priority Data**

Sep. 13, 2006 (EM) ..... 000587571

(51) **LOC (8) Cl.** ..... **02-03**

(52) **U.S. Cl.** ..... **D2/882**

(58) **Field of Classification Search** ..... D2/865,  
D2/866, 871, 872, 873, 875, 876, 879, 882,  
D2/884; 2/171, 171.1, 171.5, 181, 183, 184,  
2/195.1, 195.3, 195.6, 200.1, 209.11, 209.12,  
2/209.5, 209.7

See application file for complete search history.

(56) **References Cited**

**U.S. PATENT DOCUMENTS**

D31,107	S	*	6/1899	Davis	.....	D2/882
1,677,187	A	*	7/1928	Shane	.....	2/10
D110,939	S	*	8/1938	Finkelstein	.....	D2/875
D112,897	S	*	1/1939	Pecker	.....	D2/873
D155,443	S	*	10/1949	Noped	.....	D2/879
D168,920	S	*	2/1953	Wittcoff	.....	D29/104
D169,831	S	*	6/1953	Tuteur	.....	D2/873
D271,346	S	*	11/1983	Hein	.....	D29/104
D311,088	S	*	10/1990	Vargo	.....	D2/876
5,091,995	A	*	3/1992	Oates	.....	2/209
D339,903	S	*	10/1993	Ballew	.....	D2/884
D340,796	S	*	11/1993	Oates	.....	D2/882
D363,596	S	*	10/1995	Martinez	.....	D2/884
D387,543	S	*	12/1997	Schryver	.....	D2/882
D396,941	S	*	8/1998	Olajide	.....	D2/882
D421,519	S	*	3/2000	Secretst	.....	D2/882

6,625,818	B2	*	9/2003	Putnam	.....	2/181
6,735,782	B2	*	5/2004	Park	.....	2/175.5
D510,178	S	*	10/2005	Kobayashi et al.	.....	D2/884
D526,766	S	*	8/2006	Ribera	.....	D2/882
7,120,937	B2	*	10/2006	Monshouwer	.....	2/171
D537,239	S	*	2/2007	Puett, III	.....	D2/882
D538,011	S	*	3/2007	Yan	.....	D2/882
D541,014	S	*	4/2007	Cordes et al.	.....	D2/882
2003/0093851	A1	*	5/2003	Maya	.....	2/195.1
2003/0221234	A1	*	12/2003	Wang	.....	2/12
2004/0123376	A1	*	7/2004	Wang	.....	2/171.1
2005/0086724	A1	*	4/2005	Marsh et al.	.....	2/195.1
2006/0277658	A1	*	12/2006	Marsh et al.	.....	2/171

**FOREIGN PATENT DOCUMENTS**

EM 000587571-0002 \* 9/2006

\* cited by examiner

*Primary Examiner*—Elizabeth A. Albert

*Assistant Examiner*—Karen E Eldridge Powers

(74) *Attorney, Agent, or Firm*—Gundrun E. Hockett

(57) **CLAIM**

The ornamental design for a cap with front visor and rear visor, as shown and described.

**DESCRIPTION**

FIG. 1 is a side view of the left side of the cap with front visor and rear visor;

FIG. 2 is a side view of the right side of the cap with front visor and rear visor;

FIG. 3 is a front view of the cap with front visor and rear visor;

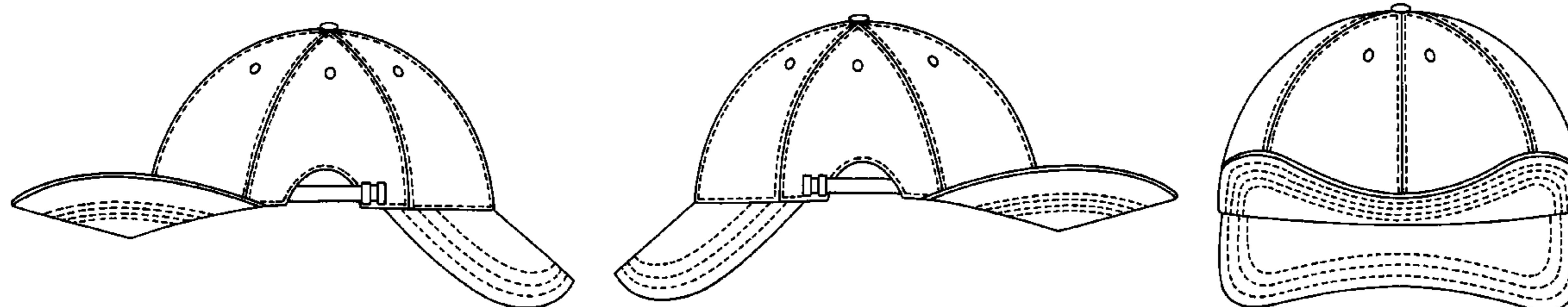
FIG. 4 is a rear view of the cap with front visor and rear visor;

FIG. 5 is a top view of the cap with front visor and rear visor; and,

FIG. 6 is a bottom view of the cap with front visor and rear visor.

The broken lines shown in the drawings illustrate stitching and are part of the claimed design.

**1 Claim, 6 Drawing Sheets**



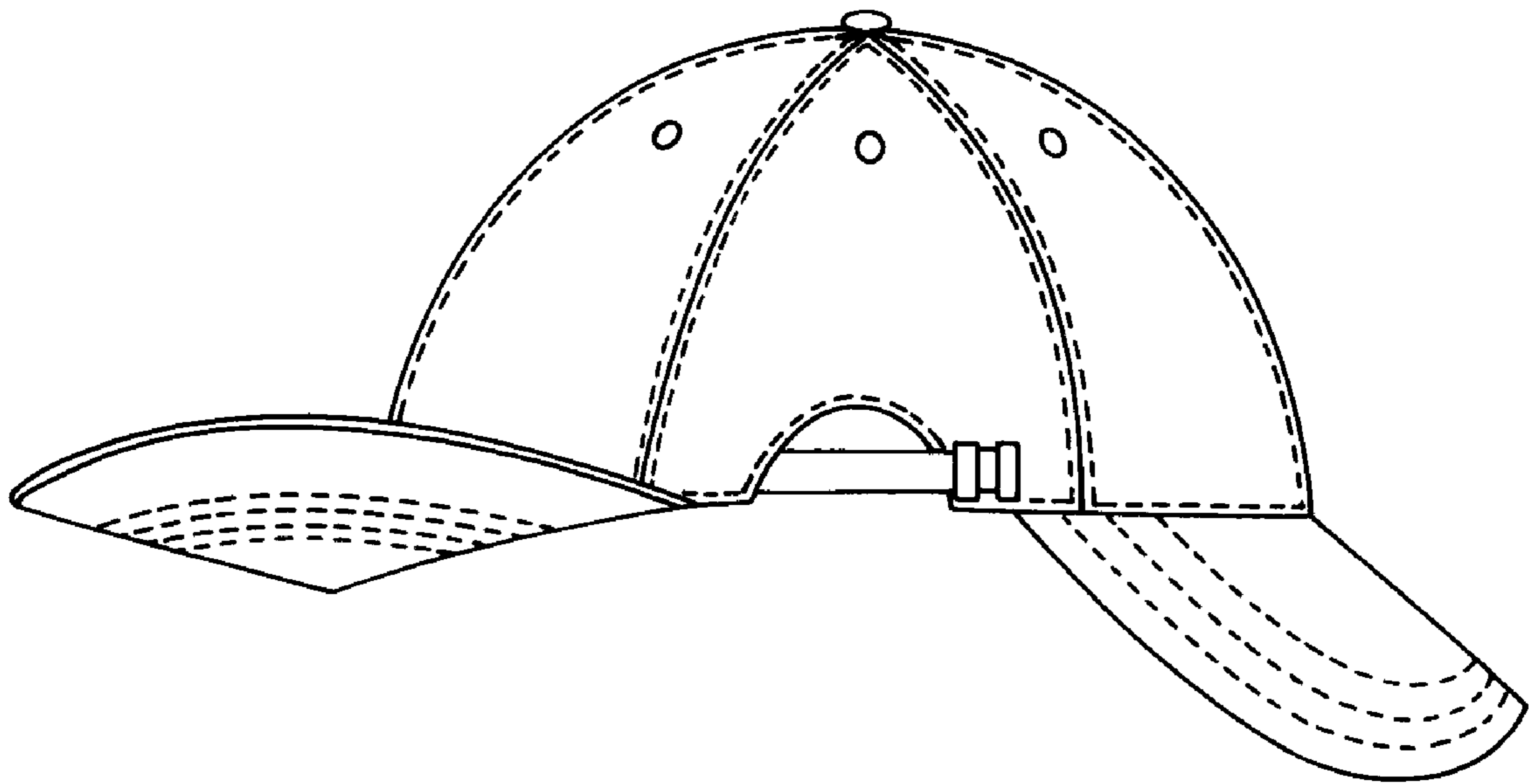


Fig.1

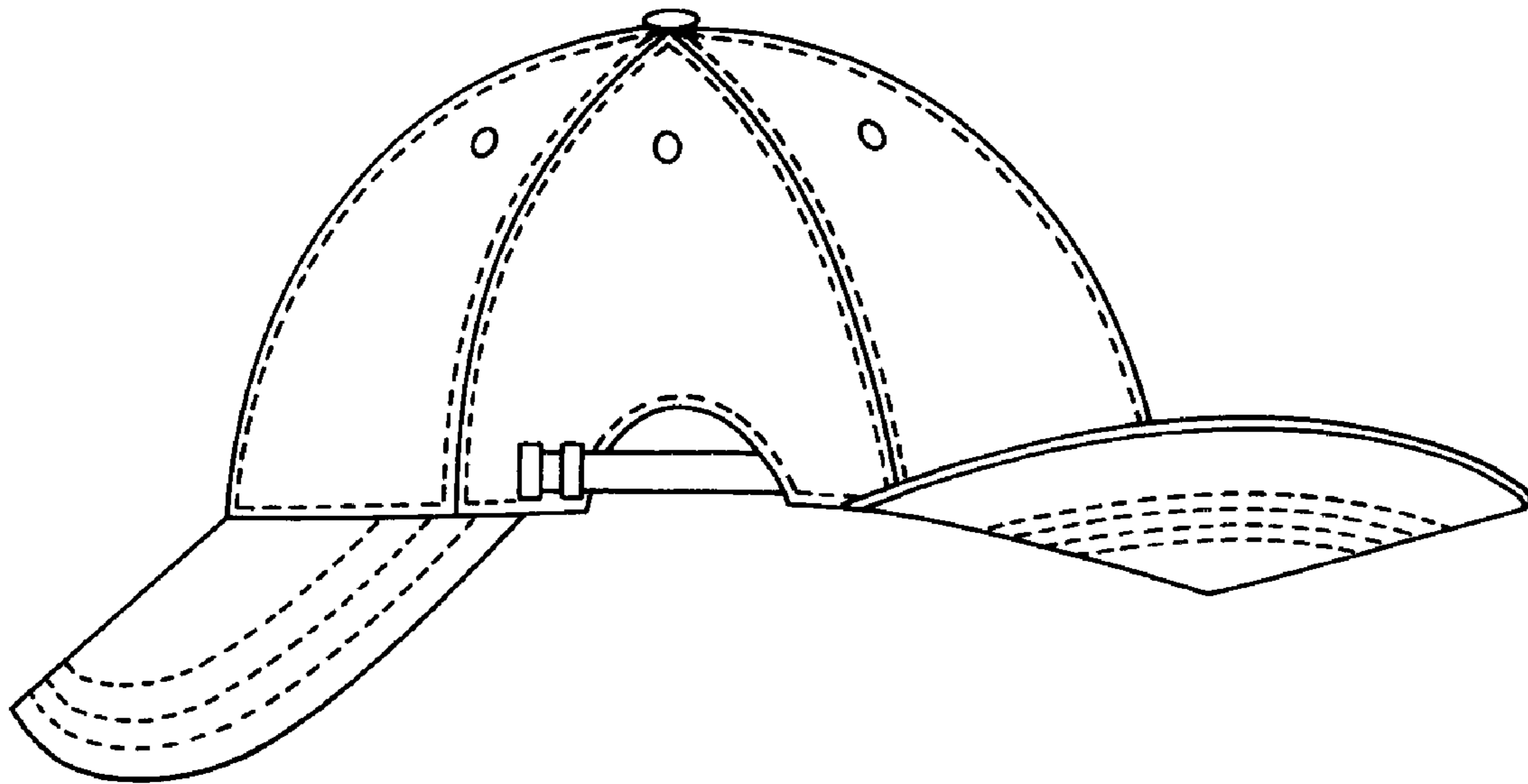


Fig.2

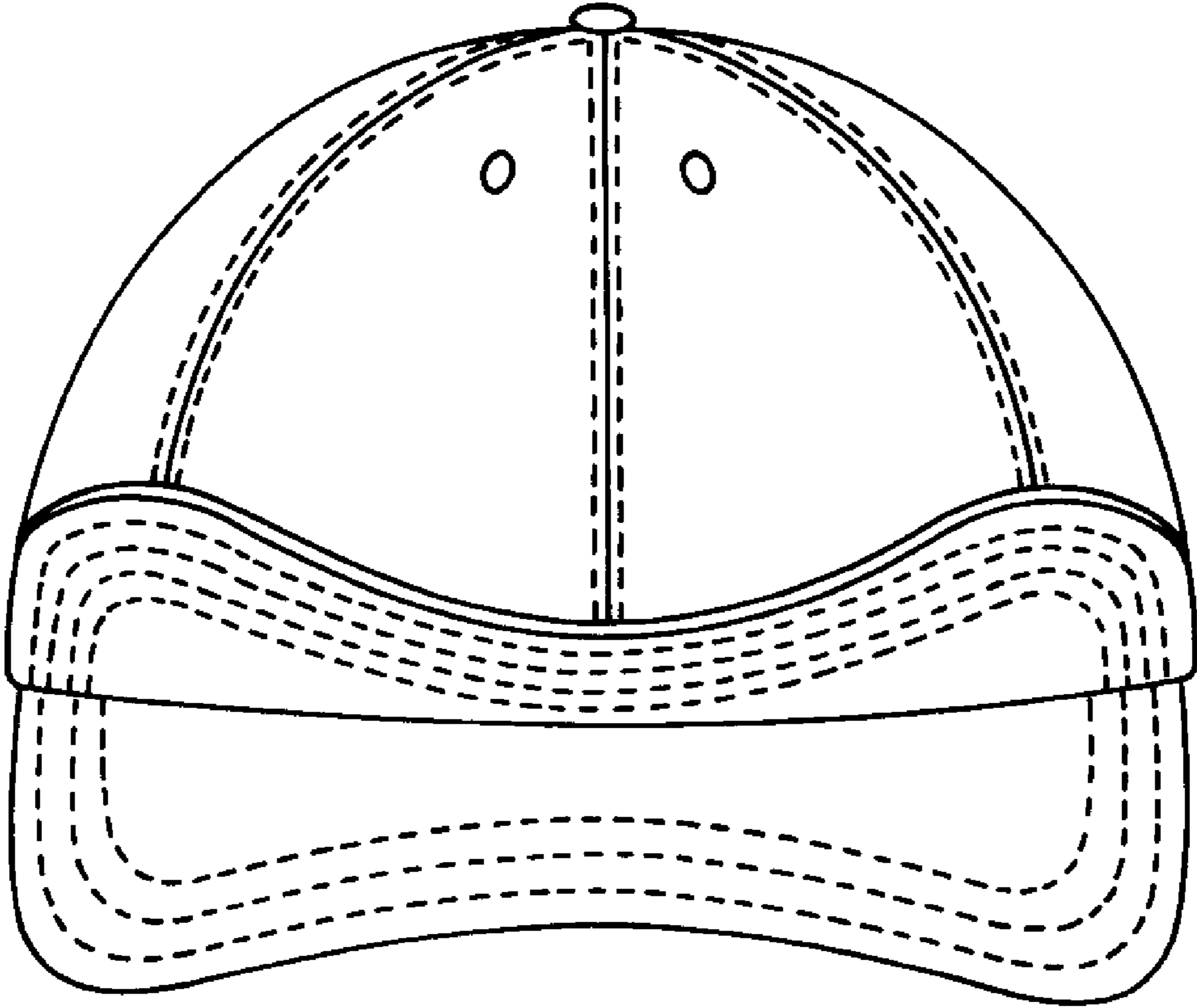


Fig.3

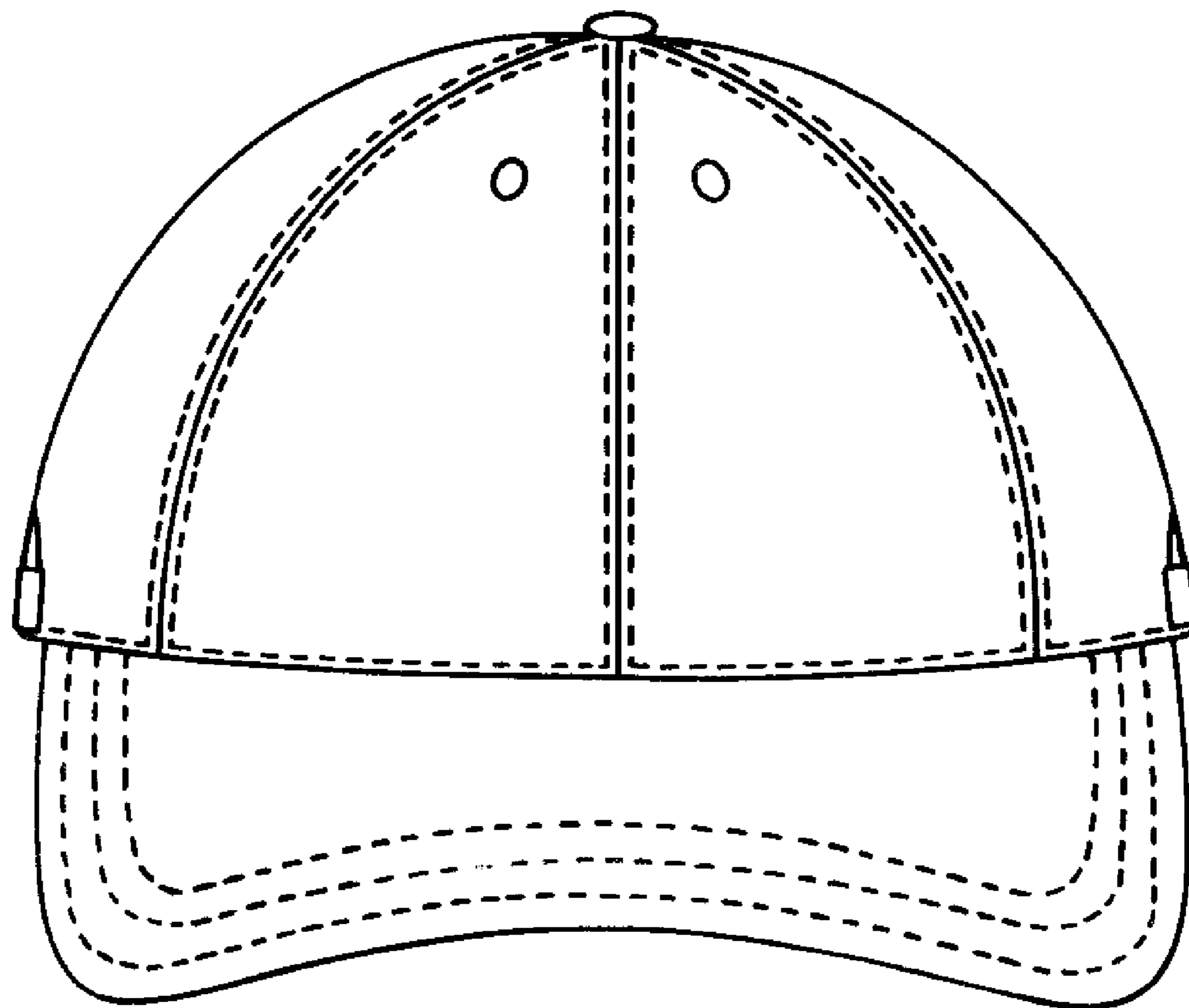


Fig.4

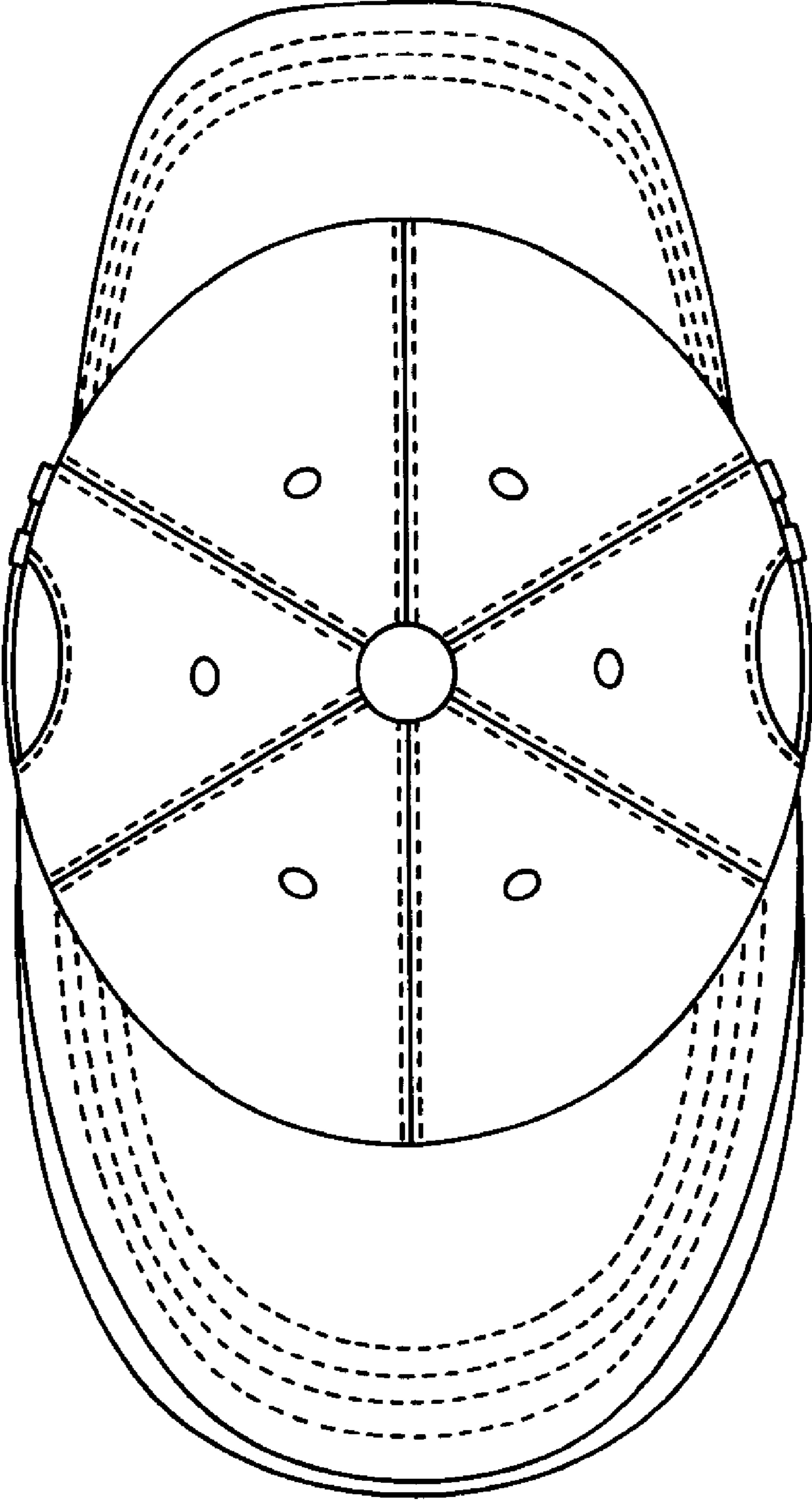


Fig. 5

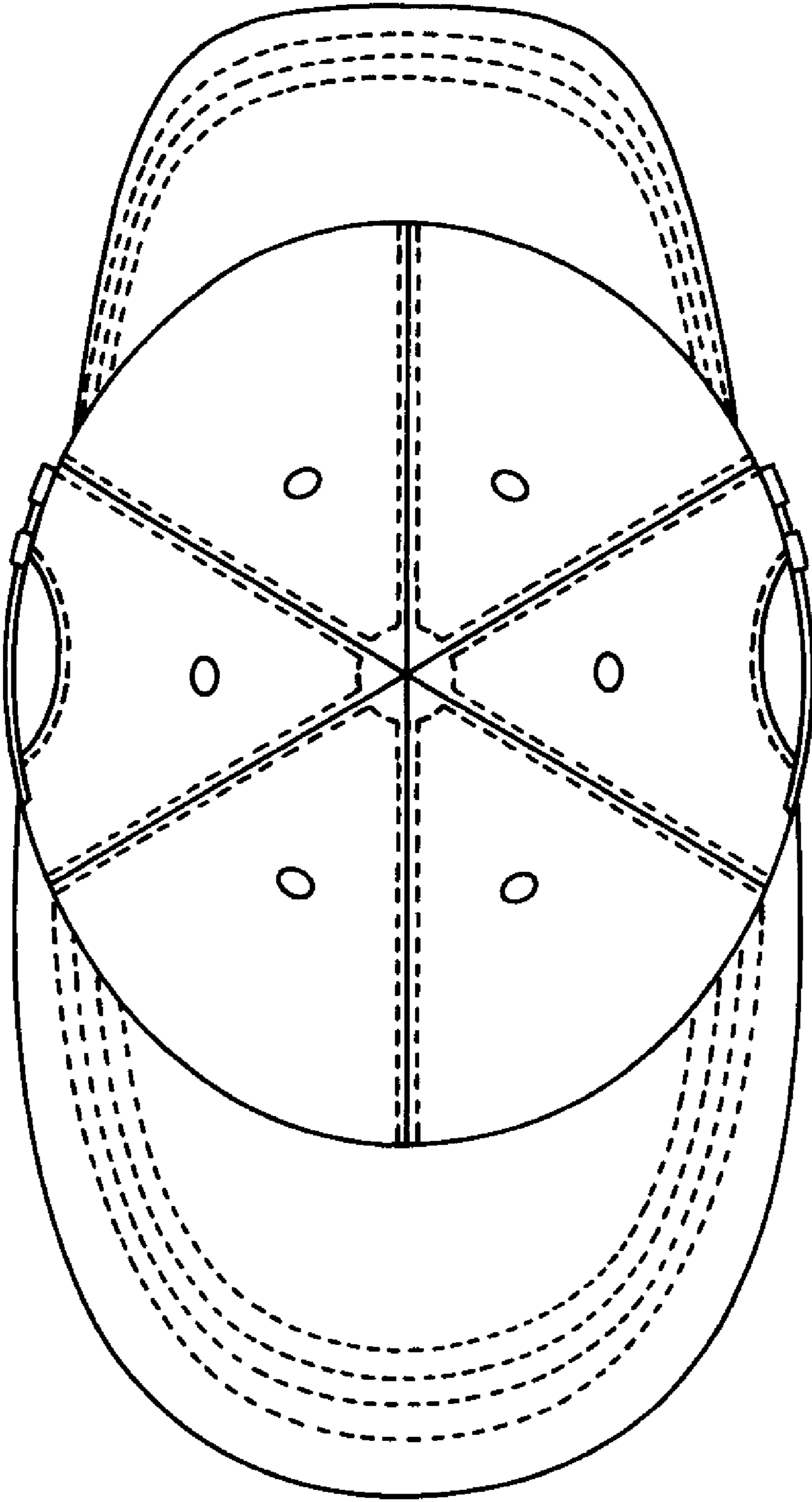


Fig. 6