



US00D578738S

(12) **United States Design Patent**
Boyd, Sr.

(10) **Patent No.:** **US D578,738 S**
(45) **Date of Patent:** **** Oct. 21, 2008**

(54) **BATH BIB**

(76) Inventor: **Raymond Andre Boyd, Sr.**, 759
Chanson Dr., Marietta, GA (US) 30064

(**) Term: **14 Years**

(21) Appl. No.: **29/296,640**

(22) Filed: **Oct. 25, 2007**

(51) **LOC (8) Cl.** **02-02**

(52) **U.S. Cl.** **D2/861**

(58) **Field of Classification Search** D2/739,
D2/823, 824, 860-864; 2/455, 46-52, 88;
D6/608

See application file for complete search history.

(56) **References Cited**

U.S. PATENT DOCUMENTS

D182,149	S	*	2/1958	Turner	D2/861
3,191,186	A	*	6/1965	Robertson	2/51
3,286,279	A	*	11/1966	Brown	2/49.2
3,879,762	A	*	4/1975	Herman	2/48
4,231,119	A	*	11/1980	Quinn	2/48
4,301,544	A	*	11/1981	Burton	2/49.5
4,924,103	A	*	5/1990	Stein et al.	250/516.1
4,924,528	A		5/1990	Trombetti-Dickens		
D315,705	S	*	3/1991	Smith	D12/400
5,062,158	A	*	11/1991	Oka et al.	2/46
5,312,282	A		5/1994	Cooper		
5,864,878	A	*	2/1999	Mashrick	2/46
5,960,472	A		10/1999	Reid		
6,000,664	A		12/1999	Hood		
D420,204	S		2/2000	Sasani		
D442,766	S		5/2001	Dunn		
D464,467	S	*	10/2002	Slautterback	D29/100
D505,246	S		5/2005	Lennon		
6,954,942	B2		10/2005	Austia		
2002/0108162	A1		8/2002	Bolds-Leftridge		
2004/0194187	A1	*	10/2004	Mayr	2/46

2005/0205091 A1 9/2005 Wygant

FOREIGN PATENT DOCUMENTS

CH	643124	A5	*	5/1984
JP	2000119903	A	*	4/2000
JP	2005023476	A	*	1/2005

* cited by examiner

Primary Examiner—Ian Simmons

Assistant Examiner—Rashida Johnson

(74) *Attorney, Agent, or Firm*—Thomas, Kayden,
Horstemeyer & Risley, LLP

(57) **CLAIM**

The ornamental design for a bath bib, as shown and described.

DESCRIPTION

FIG. 1 is a front perspective view of a bath bib showing my new design, having a snap closure including a male portion and a female portion;

FIG. 2 is a front elevational view thereof;

FIG. 3 is a right side elevational view thereof;

FIG. 4 is a rear elevational view thereof;

FIG. 5 is a left side elevational view thereof;

FIG. 6 is a top plan view thereof;

FIG. 7 is a bottom plan view thereof;

FIG. 8 is a front perspective view of another embodiment of a bath bib having a velcro closure;

FIG. 9 is a front elevational view thereof;

FIG. 10 is a right side elevational view thereof;

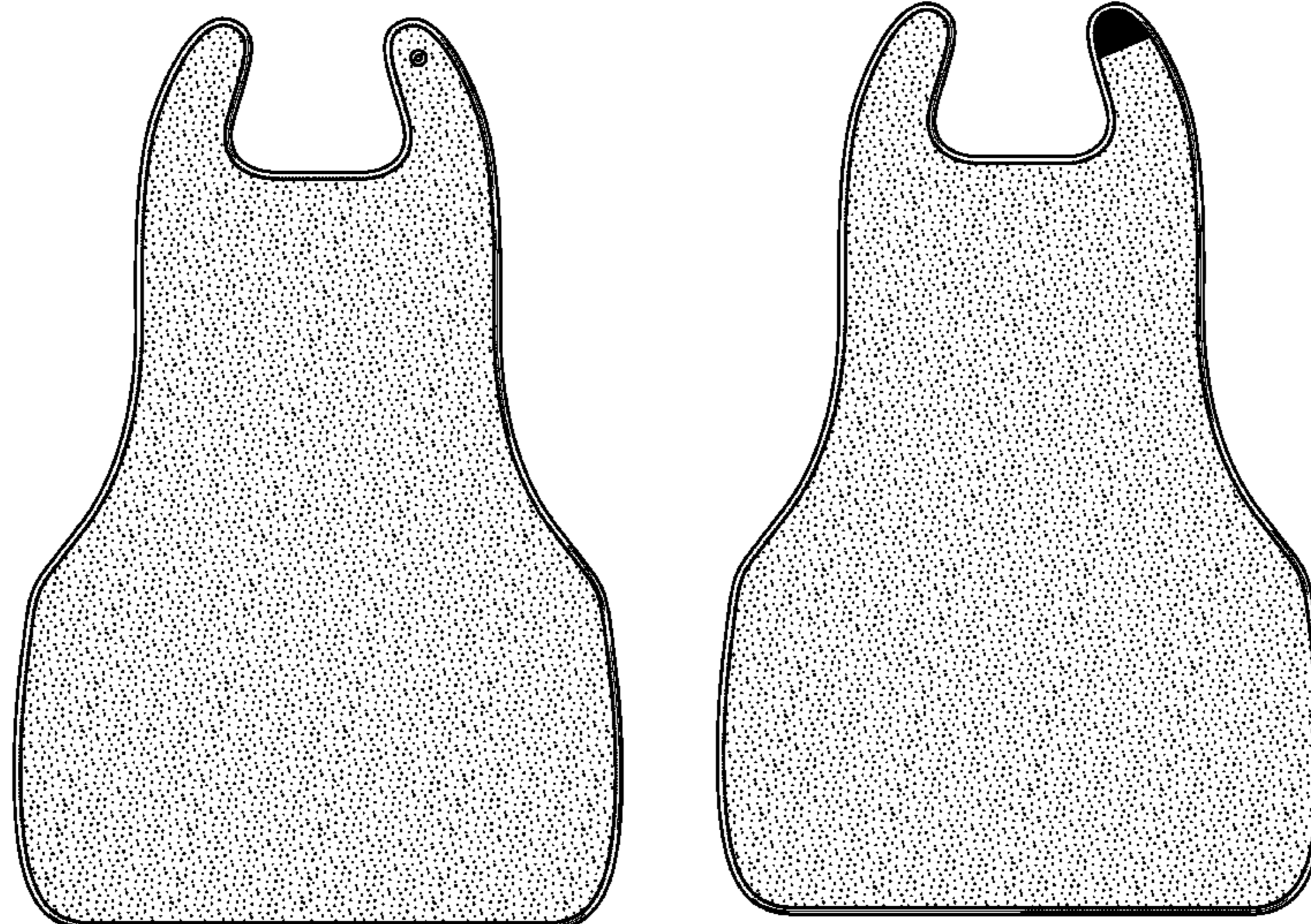
FIG. 11 is a rear elevational view thereof;

FIG. 12 is a left side elevational view thereof;

FIG. 13 is a top plan view thereof; and,

FIG. 14 is a bottom plan view thereof.

1 Claim, 12 Drawing Sheets



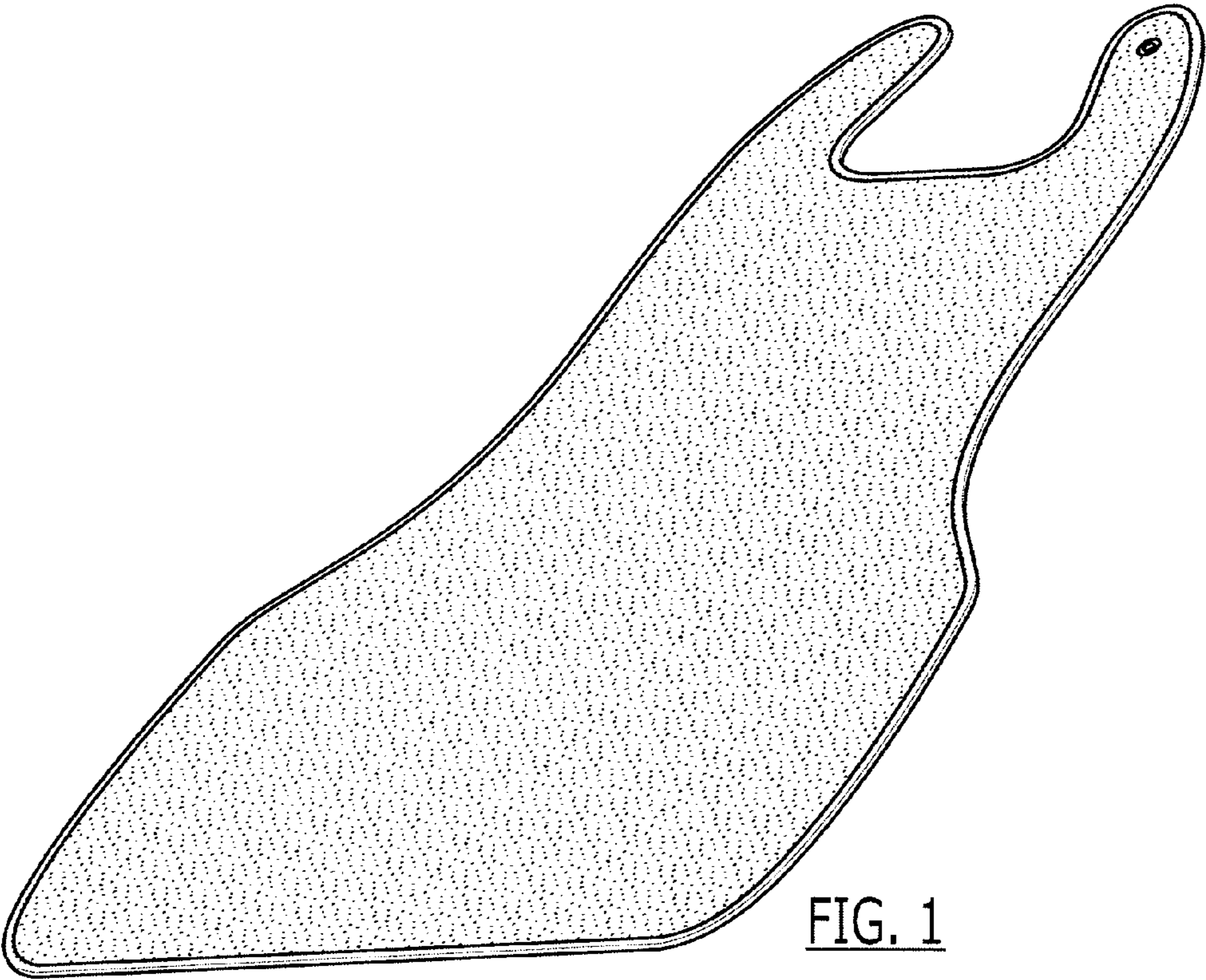


FIG. 1

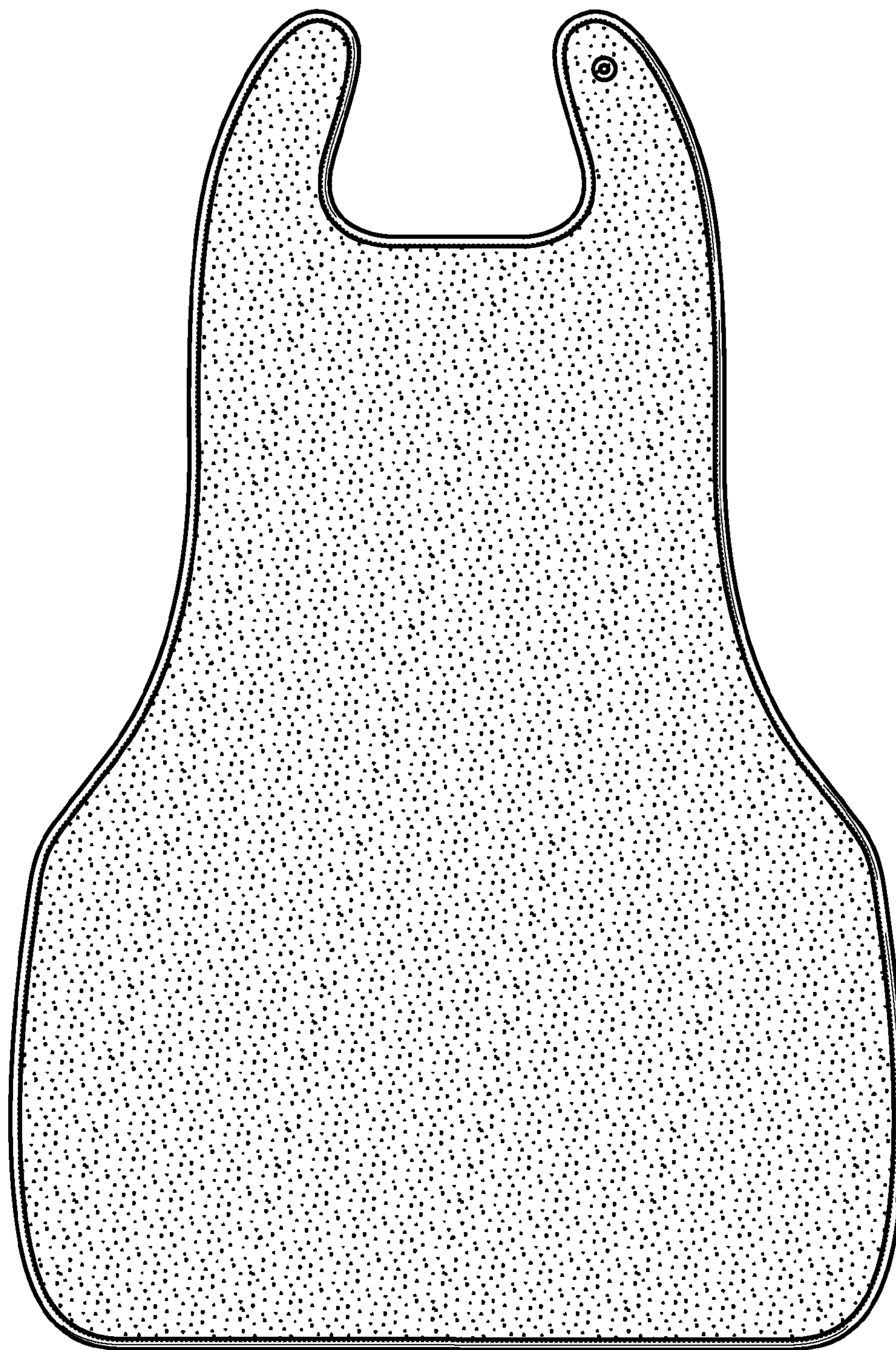


FIG. 2

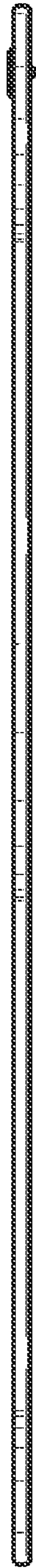


FIG. 3

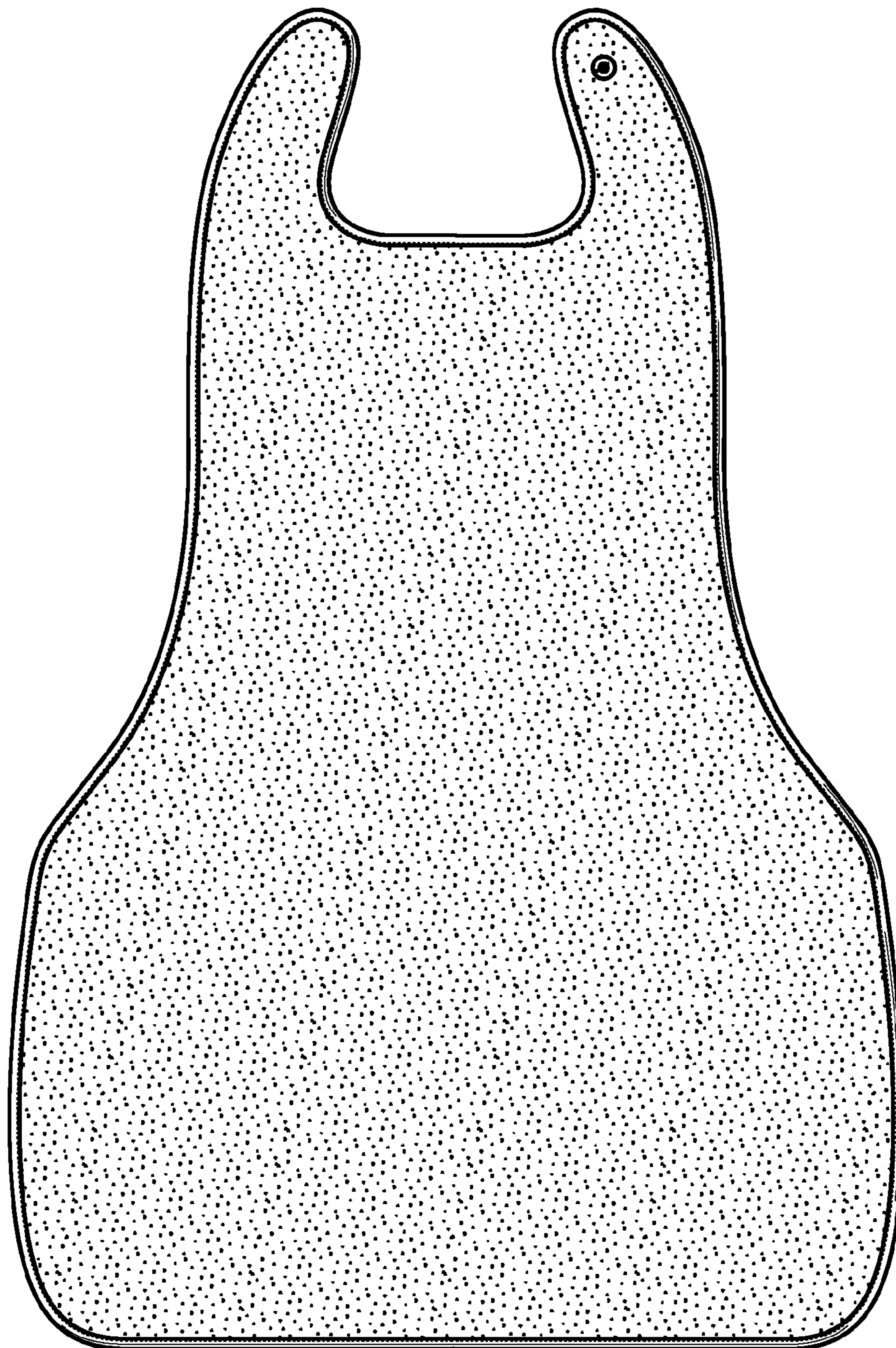


FIG. 4



FIG. 5

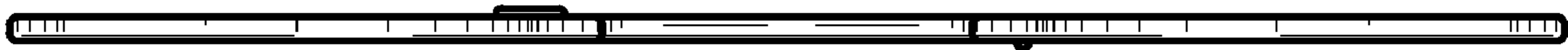


FIG. 6



FIG. 7

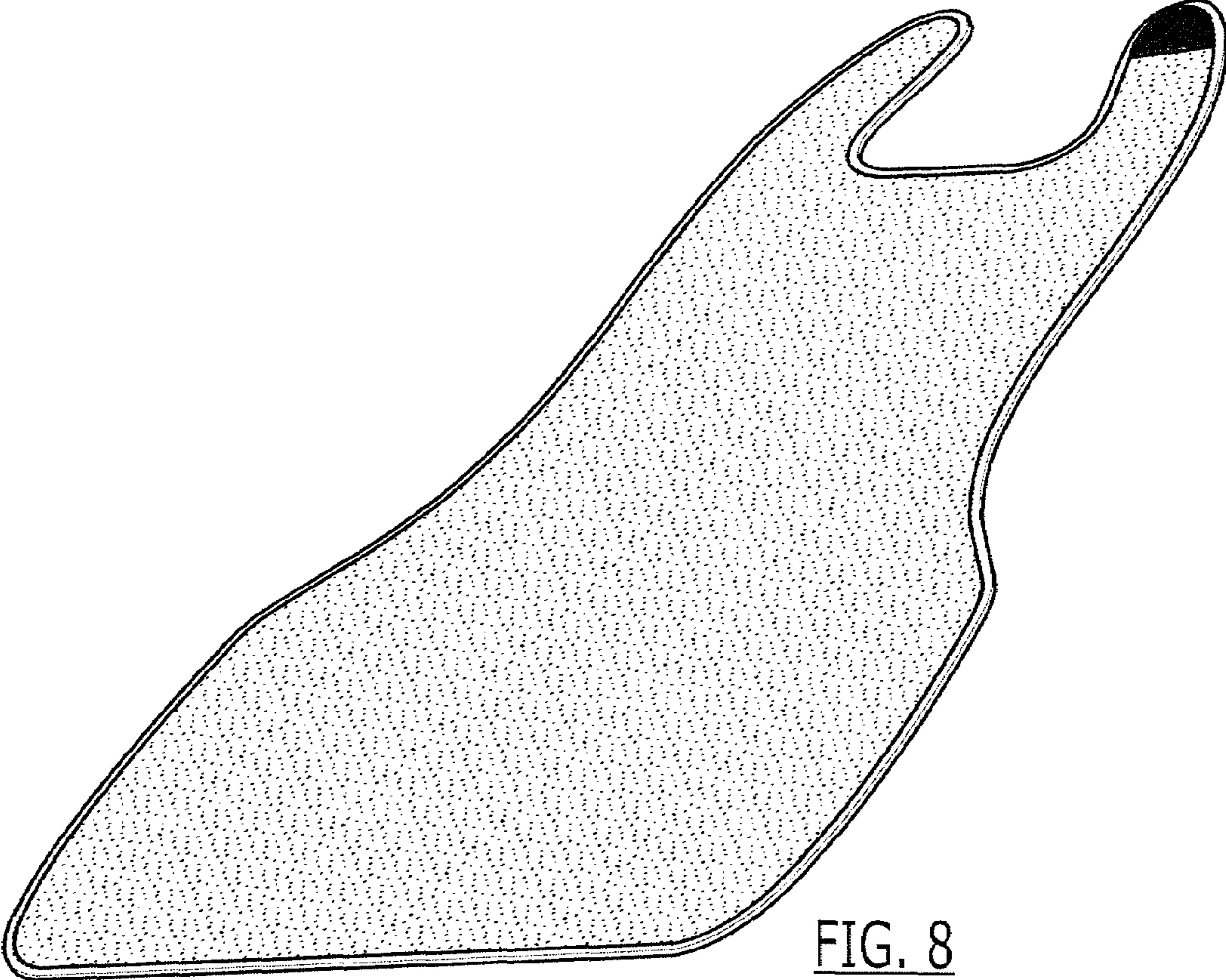


FIG. 8

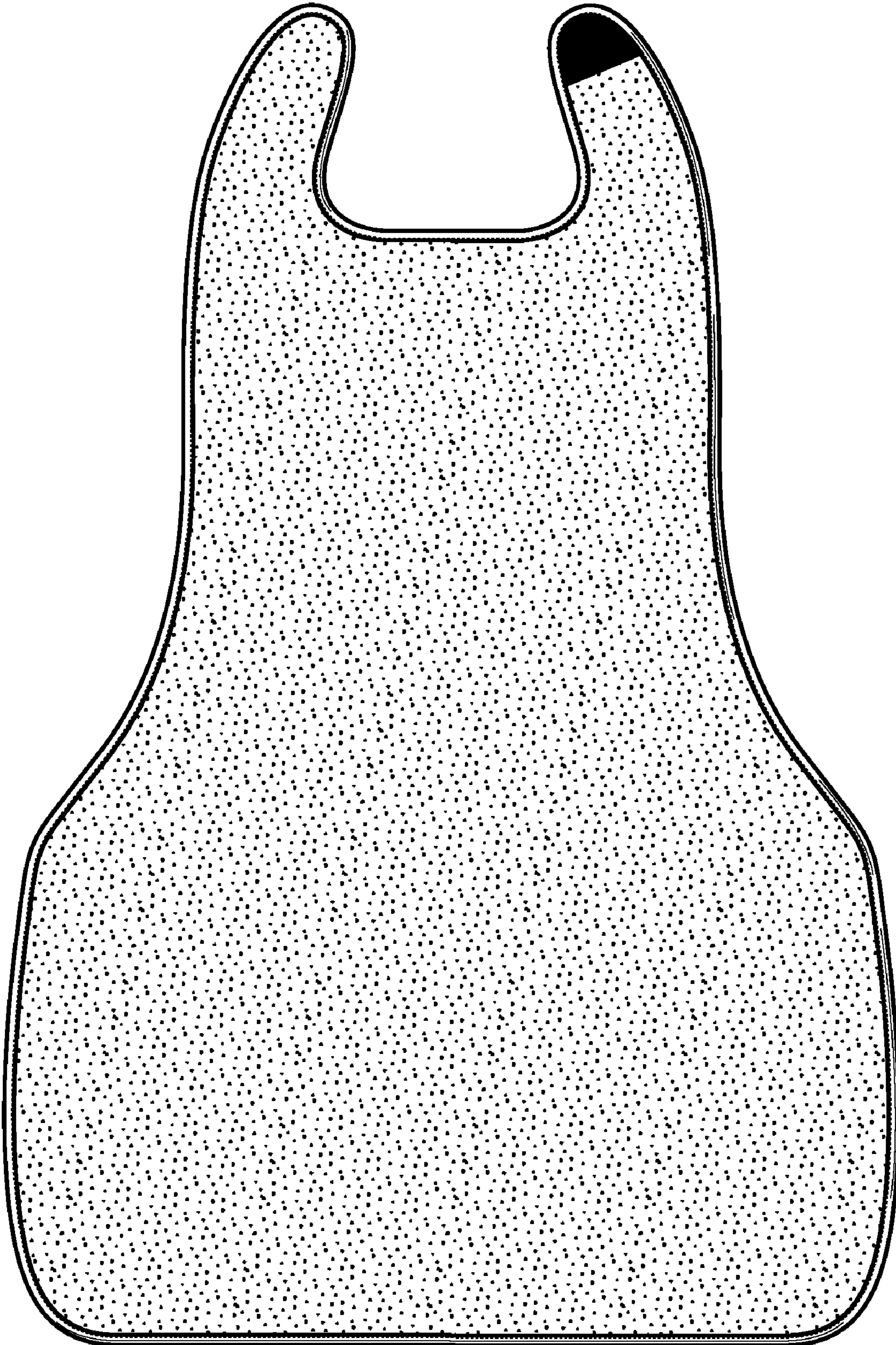


FIG. 9

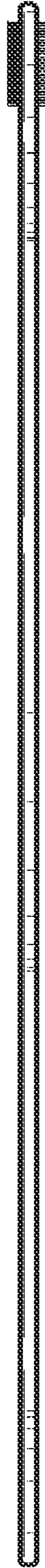


FIG. 10

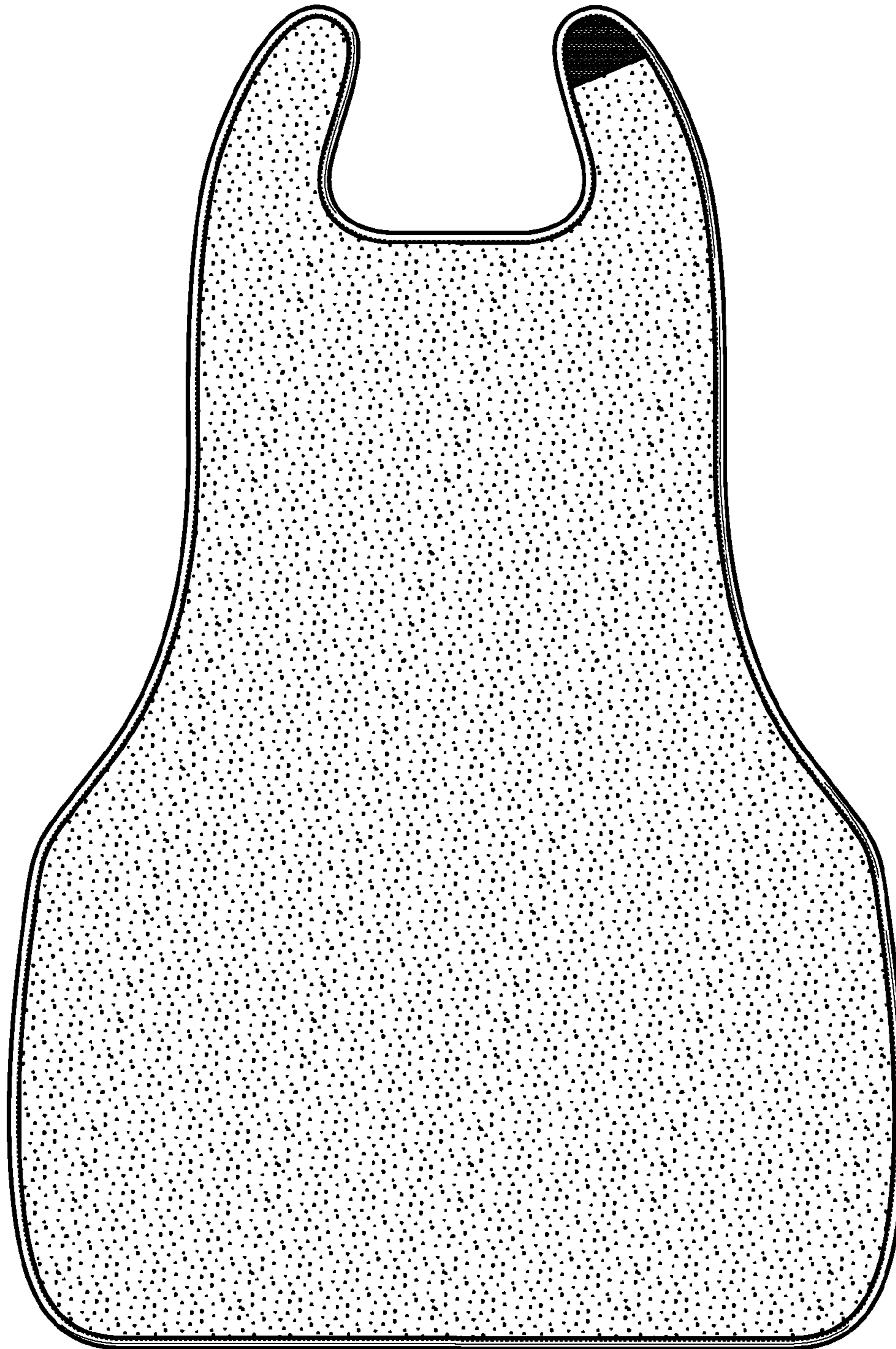


FIG. 11

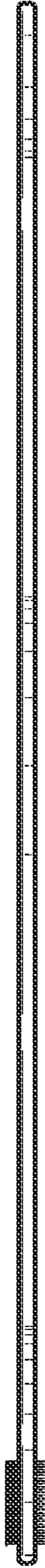


FIG. 12



FIG. 13



FIG. 14