



US00D578735S

(12) **United States Design Patent**
Jacobs

(10) **Patent No.:** **US D578,735 S**

(45) **Date of Patent:** **** Oct. 21, 2008**

(54) **WEARABLE STUFFED ANIMAL TAIL WITH BELT CLIP**

(75) Inventor: **James Edward Jacobs**, 46 Jacqueline Dr., Southbury, CT (US) 06488

(73) Assignee: **James Edward Jacobs**, Southbury, CT (US)

(**) Term: **14 Years**

(21) Appl. No.: **29/296,996**

(22) Filed: **Nov. 1, 2007**

(51) **LOC (8) Cl.** **02-02**

(52) **U.S. Cl.** **D2/741; D2/853**

(58) **Field of Classification Search** D2/739,
D2/741, 853; 2/1, 23, DIG. 4; D21/596,
D21/617, 618, 658

See application file for complete search history.

(56) **References Cited**

U.S. PATENT DOCUMENTS

D43,748	S	*	4/1913	Bassett	D2/853
3,930,331	A	*	1/1976	Simeone	446/369
D283,172	S	*	4/1986	Johnson	D2/741
4,979,924	A	*	12/1990	Manger	446/100
D424,620	S	*	5/2000	Prusia	D19/82
D426,073	S	*	6/2000	Leon	D6/304
6,146,722	A	*	11/2000	Slawin	428/13
D491,341	S	*	6/2004	Stanley	D2/741

OTHER PUBLICATIONS

Costume Shopper, www.costumeshopper.com/prods/fm53725.html.
Dec. 2004. Leopard Ears and Tail Set: left center on page.*

Moon Costumes. <http://www.mooncostumes.com/item/5928?ref=sharesale&SSAID=250741>. Copyright 2006. Tiger Ears Kit: center of page.*

* cited by examiner

Primary Examiner—Ian Simmons
Assistant Examiner—Rashida Johnson

(57) **CLAIM**

The ornamental design for a wearable stuffed animal tail with belt clip, as shown and described.

DESCRIPTION

FIG. 1 is a perspective view of a wearable stuffed animal tail with a belt clip, showing my new design;

FIG. 2 is a front elevational view of the invention;

FIG. 3 is a rear elevational view of the invention;

FIG. 4 is a left-side elevational view of the invention;

FIG. 5 is a right-side elevational view of the invention;

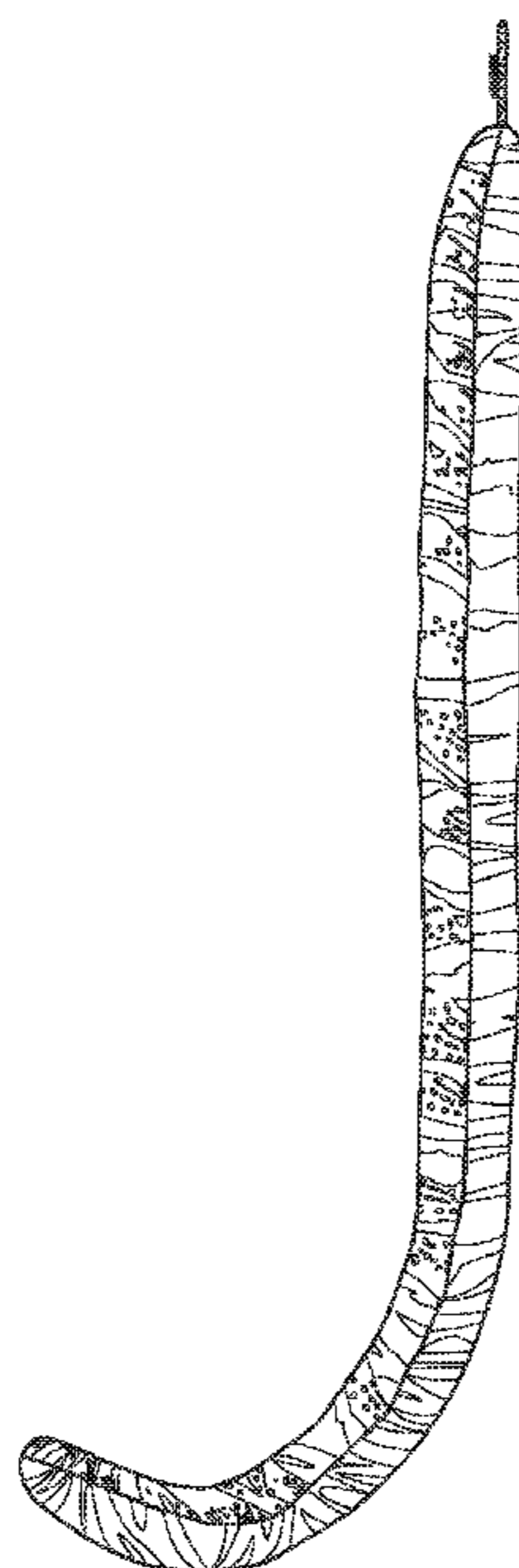
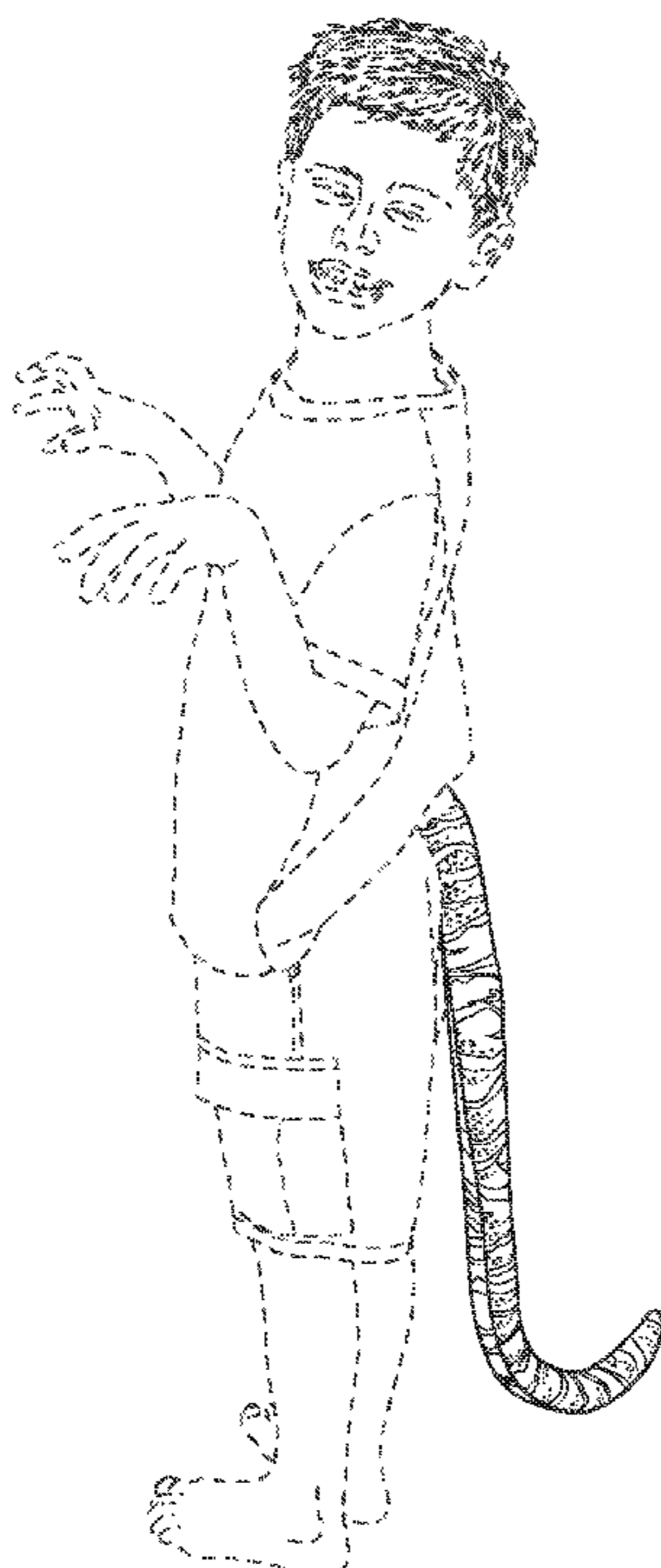
FIG. 6 is a top plan view of the invention; and,

FIG. 7 is a bottom plan view of the invention.

The broken lines showing a person in FIG. 1 are included for the purpose of illustrating the invention in use, and form no part of the claimed design.

The broken lines on the surface of the claimed design in FIGS. 2 and 3 represent stitching.

1 Claim, 2 Drawing Sheets



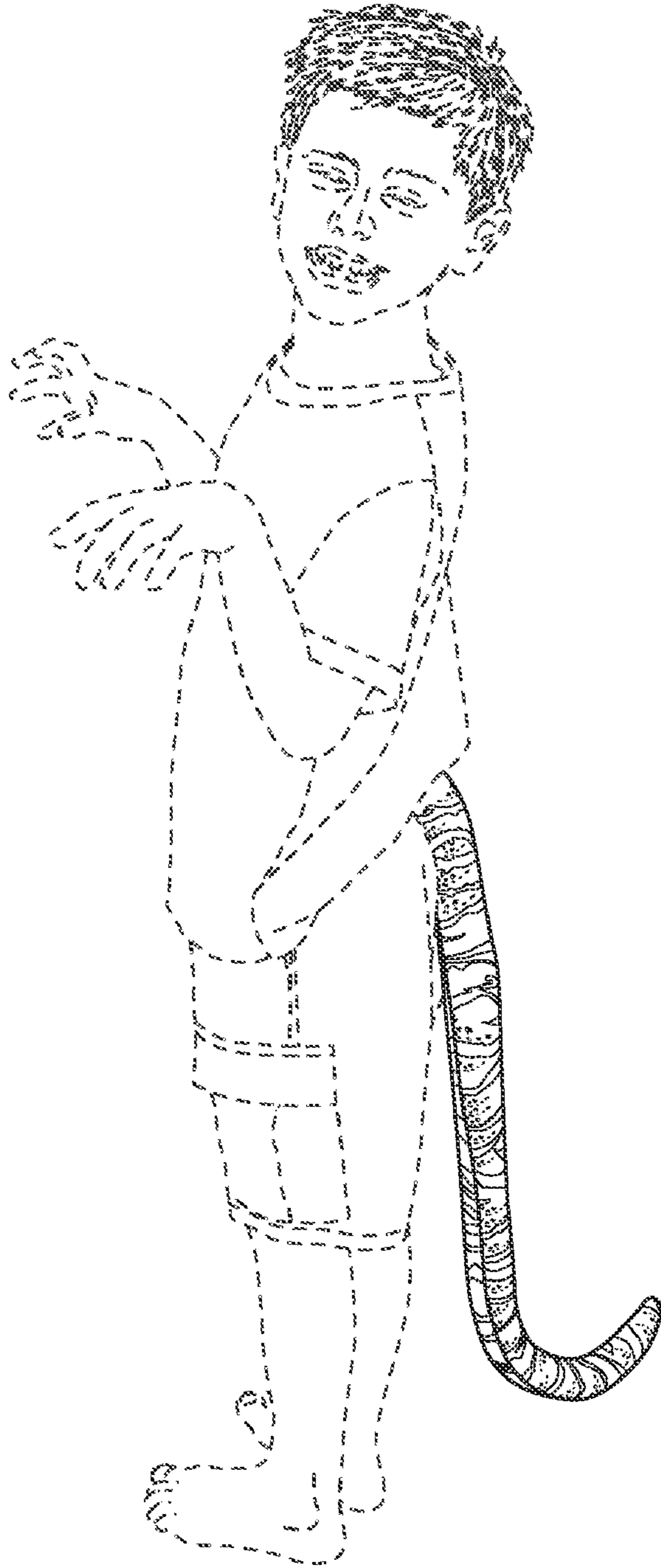


FIG. 1



FIG. 6




FIG. 7



FIG. 2




FIG. 3

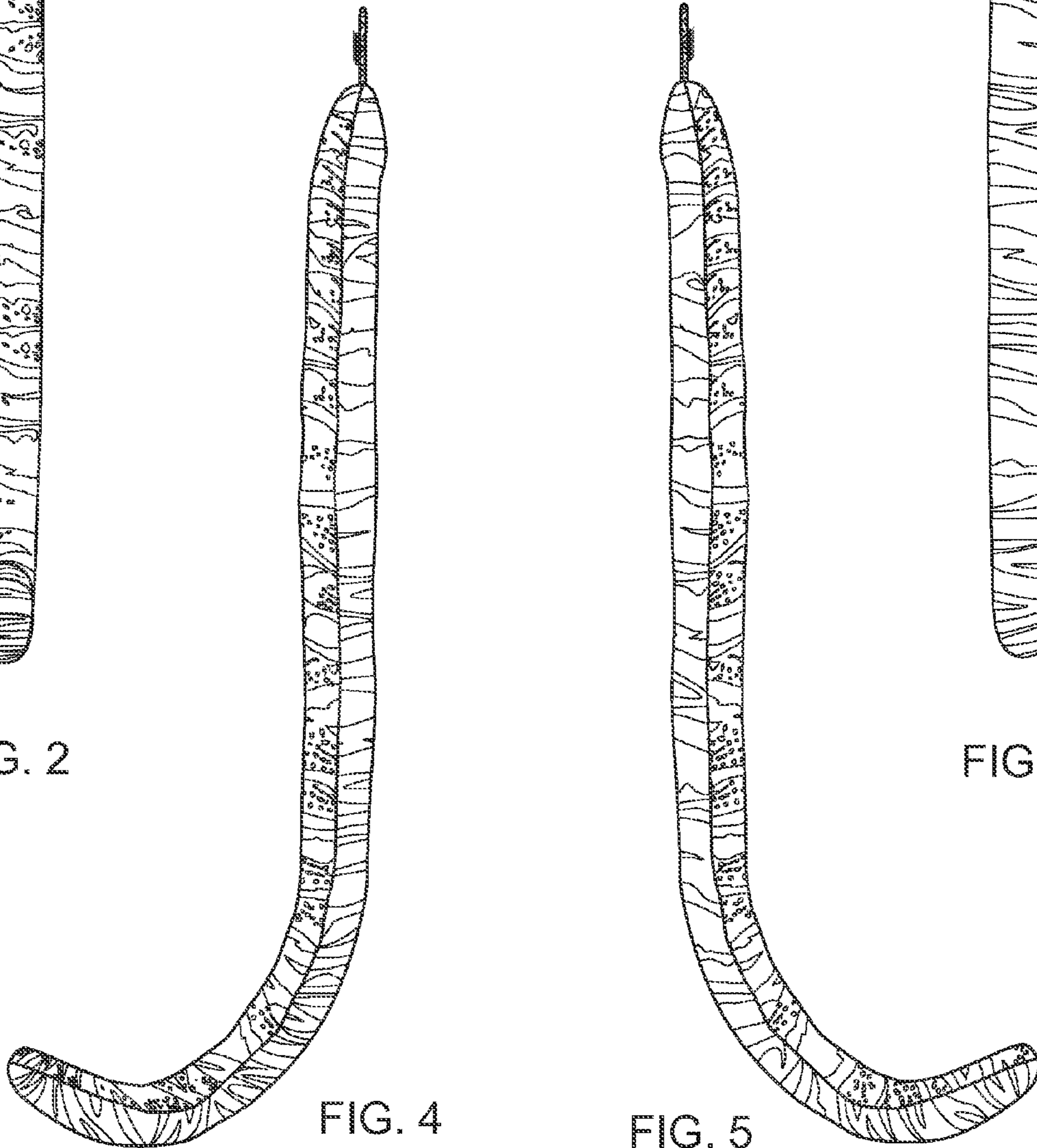


FIG. 4

FIG. 5