



US00D578704S

(12) **United States Design Patent**
Hani

(10) **Patent No.:** **US D578,704 S**
(45) **Date of Patent:** **** Oct. 14, 2008**

(54) **REFLECTING ELEMENT OF A LUMINAIRE**

(75) Inventor: **Rashid Hani**, New York, NY (US)

(73) Assignee: **Zumtobel Lighting GmbH & Co. KG**,
Lemgo (DE)

(**) Term: **14 Years**

(21) Appl. No.: **29/296,235**

(22) Filed: **Oct. 16, 2007**

(30) **Foreign Application Priority Data**

Apr. 17, 2007 (EM) 0007098290001
Apr. 17, 2007 (EM) 0007098290002
Apr. 17, 2007 (EM) 0007098290003

(51) **LOC (8) Cl.** **26-99**

(52) **U.S. Cl.** **D26/118**

(58) **Field of Classification Search** D26/72,
D26/85, 88-91, 118, 128, 131, 135, 137;
362/147, 404, 407, 351, 360

See application file for complete search history.

(56) **References Cited**

U.S. PATENT DOCUMENTS

D71,373 S * 11/1926 Geringer D26/84
D79,164 S * 8/1929 Rosenblatt D26/91

D79,241 S * 8/1929 Rosenblatt D26/91
D84,373 S * 6/1931 Rosenblatt D26/91
D179,035 S * 10/1956 Roth D26/128
3,048,694 A * 8/1962 Faulk 362/121
D236,534 S * 8/1975 Mixon D26/91
D293,723 S * 1/1988 Buttner D26/129
D313,861 S * 1/1991 Michael D26/26
D434,172 S * 11/2000 Bernd D26/88

* cited by examiner

Primary Examiner—Clare E Heflin

(74) *Attorney, Agent, or Firm*—Marshall, Gerstein & Borun
LLP

(57) **CLAIM**


The ornamental design for a reflecting element of a luminaire,
as shown and described.

DESCRIPTION

FIG. 1 is a top, front and one side perspective view of the
reflecting element of a luminaire showing the new design;
and,

FIG. 2 is a bottom rear perspective view thereof.

1 Claim, 2 Drawing Sheets






FIG. 1

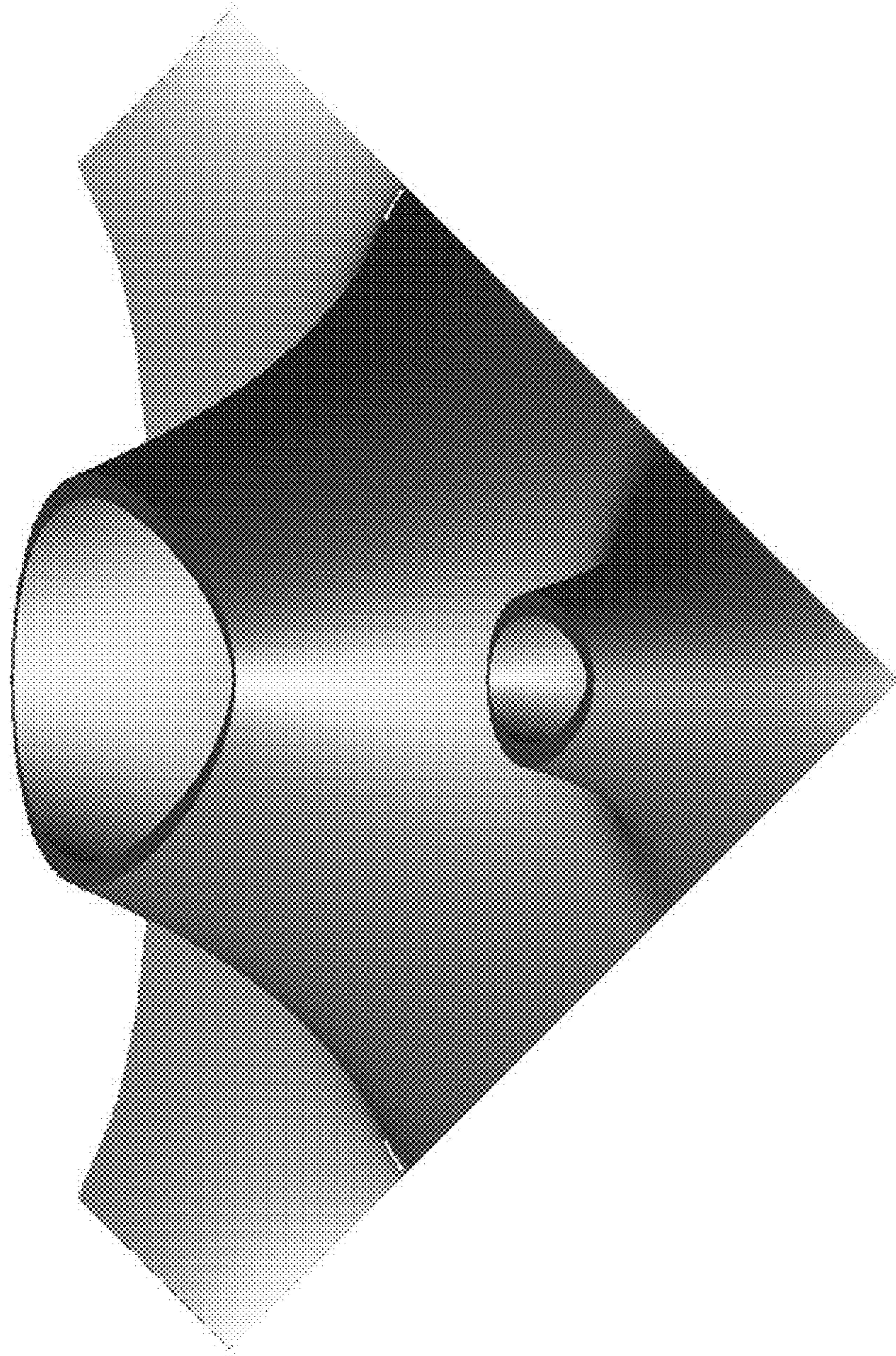


FIG. 2