



US00D578677S

(12) **United States Design Patent**
Huang

(10) **Patent No.:** **US D578,677 S**

(45) **Date of Patent:** **** Oct. 14, 2008**

(54) **ROUND SPYDER LED LIGHT**

D561,363 S * 2/2008 Hsu D26/28
D563,577 S * 3/2008 Welch D26/28
D566,869 S * 4/2008 Lin D26/28

(75) Inventor: **Nan Huang Huang**, Rancho Palos
Verdes, CA (US)

* cited by examiner

(73) Assignee: **Grand General Accessories**
Manufacturing, Rancho Dominguez,
CA (US)

Primary Examiner—Marcus A. Jackson

(74) *Attorney, Agent, or Firm*—Thomas I. Rozsa

(**) Term: **14 Years**

(57) **CLAIM**

(21) Appl. No.: **29/294,974**

The ornamental design for a round spyder LED light, as shown and described.

(22) Filed: **Feb. 5, 2008**

DESCRIPTION

(51) **LOC (8) Cl.** **26-06**

FIG. 1 is a top perspective view of a round spyder LED light, showing my design.

(52) **U.S. Cl.** **D26/28**

FIG. 2 is a front view;

(58) **Field of Classification Search** D26/28-36;
362/459-468, 475-478, 485-487

FIG. 3 is a rear view;

See application file for complete search history.

FIG. 4 is a top view;

FIG. 5 is a bottom view;

(56) **References Cited**

FIG. 6 is a right side view; and,


FIG. 7 is a left side view.

U.S. PATENT DOCUMENTS

D541,446 S * 4/2007 Chiang D26/28

D547,889 S * 7/2007 Huang D26/28

1 Claim, 5 Drawing Sheets






FIG. 1




FIG. 2

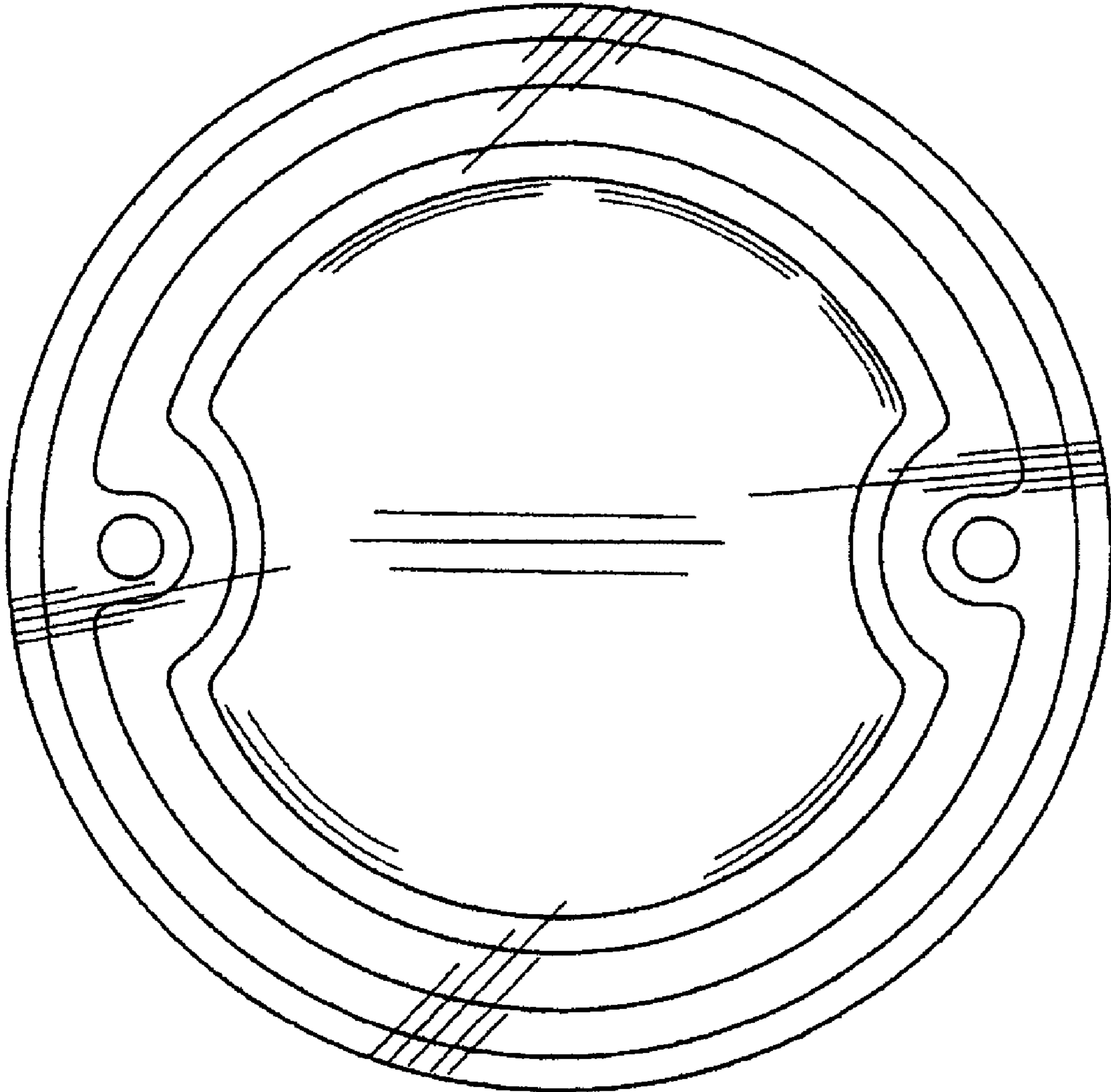


FIG. 3

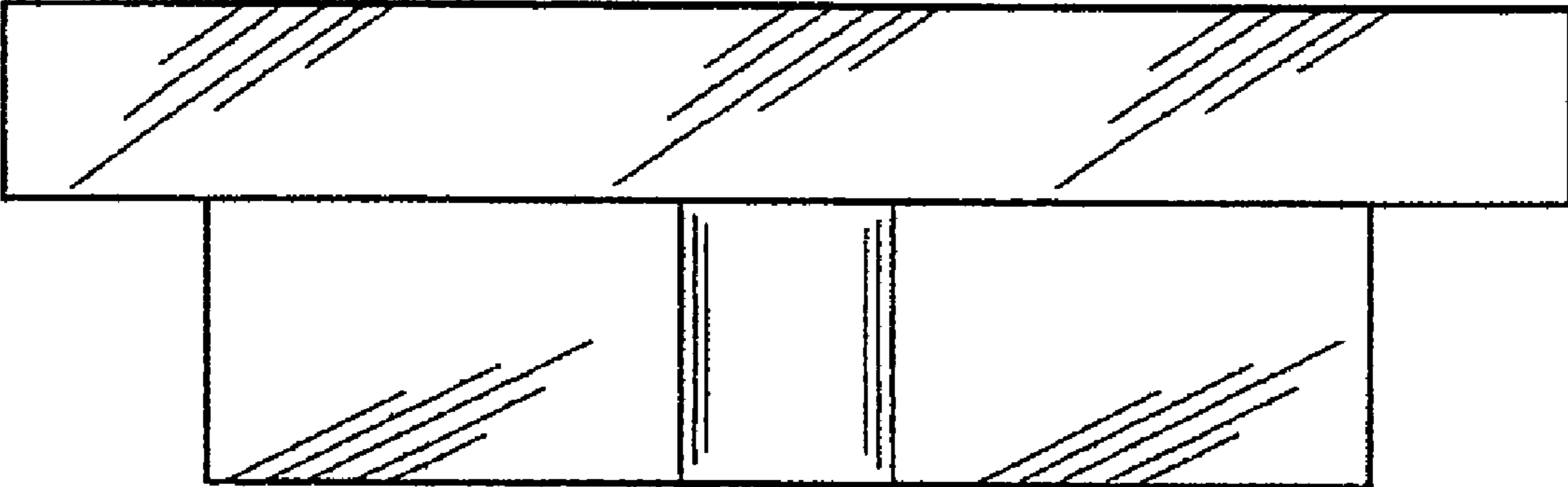


FIG. 4

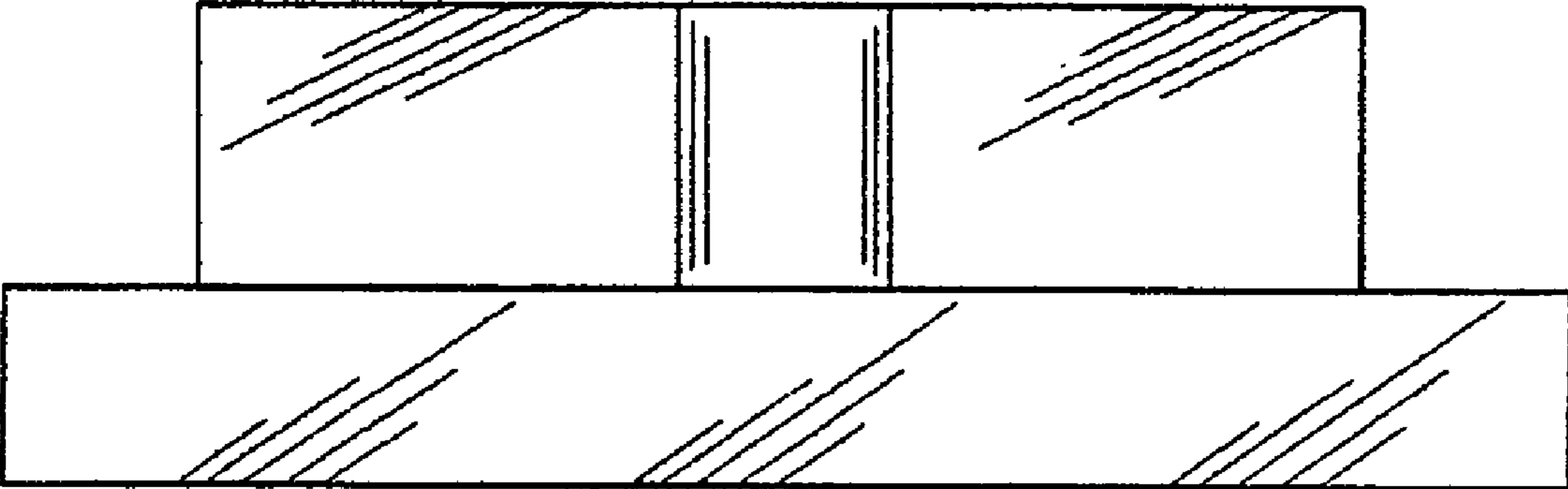


FIG. 5

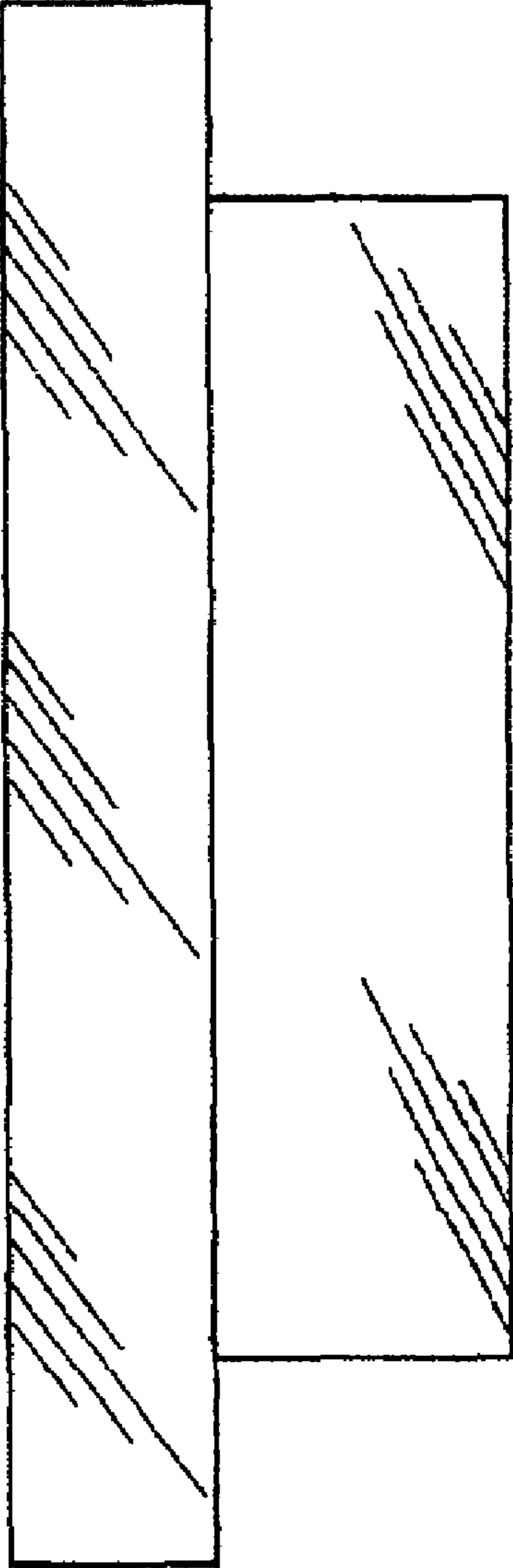


FIG. 6




FIG. 7