



US00D578669S

(12) **United States Design Patent**
Kaump

(10) **Patent No.:** **US D578,669 S**

(45) **Date of Patent:** **** Oct. 14, 2008**

(54) **SCULPTURED WALL PANEL**

(75) Inventor: **Donald L. Kaump**, Seattle, WA (US)

(73) Assignee: **Modular Arts, Inc.**, Seattle, WA (US)

(**) Term: **14 Years**

(21) Appl. No.: **29/283,405**

(22) Filed: **Aug. 13, 2007**

(51) **LOC (8) Cl.** **25-01**

(52) **U.S. Cl.** **D25/163**

(58) **Field of Classification Search** 52/309.14,
52/311.1, 311.2, 316, 782.1; 428/174, 187,
428/195.1, 295.7; D25/157, 158, 163, 119
See application file for complete search history.

(56) **References Cited**

U.S. PATENT DOCUMENTS

D27,842 S *	11/1897	Haugh	D25/163
2,380,885 A *	7/1945	Wack	52/316
3,608,261 A *	9/1971	French et al.	52/316
D441,466 S *	5/2001	Boone	D25/163
6,293,065 B1 *	9/2001	Suzuki et al.	52/315

* cited by examiner

Primary Examiner—Doris Clark

(74) *Attorney, Agent, or Firm*—Seed IP Law Group PLLC

(57) **CLAIM**

The ornamental design for a sculptured wall panel, as shown and described.

DESCRIPTION

A portion of the disclosure of this patent document contains material to which a claim for copyright is made. The copyright owner has no objection to the facsimile reproduction by anyone of the patent document or the patent disclosure, as it appears in the Patent and Trademark Office patent file or records, but reserves all other copyrights whatsoever.

FIG. 1 is a front perspective view of a sculptured wall panel showing my new design.

FIG. 2 is a left side elevation thereof.

FIG. 3 is a right side elevation view thereof.


FIG. 4 is a front elevation view thereof.

FIG. 5 is a rear elevation view thereof.

FIG. 6 is a top plan view thereof; and,

FIG. 7 is a bottom plan view thereof.

1 Claim, 4 Drawing Sheets






FIG. 1



FIG. 2



FIG. 3



FIG. 4



FIG. 5




FIG. 6




FIG. 7