



US00D578668S

(12) **United States Design Patent**
Delmestri et al.

(10) **Patent No.:** **US D578,668 S**

(45) **Date of Patent:** **** Oct. 14, 2008**

(54) **WALL PANEL**

(75) Inventors: **Fabio G. Delmestri**, High Point, NC
(US); **Hilda Haithcock**, Winston Salem,
NC (US)

(73) Assignee: **Images of America, Inc.**, Thomasville,
NC (US)

(**) Term: **14 Years**

(21) Appl. No.: **29/293,178**

(22) Filed: **Nov. 8, 2007**

(51) **LOC (8) Cl.** **25-01**

(52) **U.S. Cl.** **D25/158**

(58) **Field of Classification Search** D25/58,
D25/138, 157, 158; 52/474, 475.1, 782.1,
52/202, 235, 238.1, 239, 270, 384, 389; D6/332,
D6/492

See application file for complete search history.

(56) **References Cited**

U.S. PATENT DOCUMENTS

2,836,055 A * 5/1958 Shuman 52/392

D196,582 S * 10/1963 Veerman D25/163
4,905,428 A * 3/1990 Sykes 52/126.4
D420,223 S * 2/2000 Chipman et al. D6/332
D450,859 S * 11/2001 Abdollahi D25/138
D455,503 S * 4/2002 Heltzer D25/158
6,484,465 B2 * 11/2002 Higgins 52/474

* cited by examiner

Primary Examiner—Doris Clark

(57) **CLAIM**

The ornamental design for a wall panel, as shown and described.

DESCRIPTION

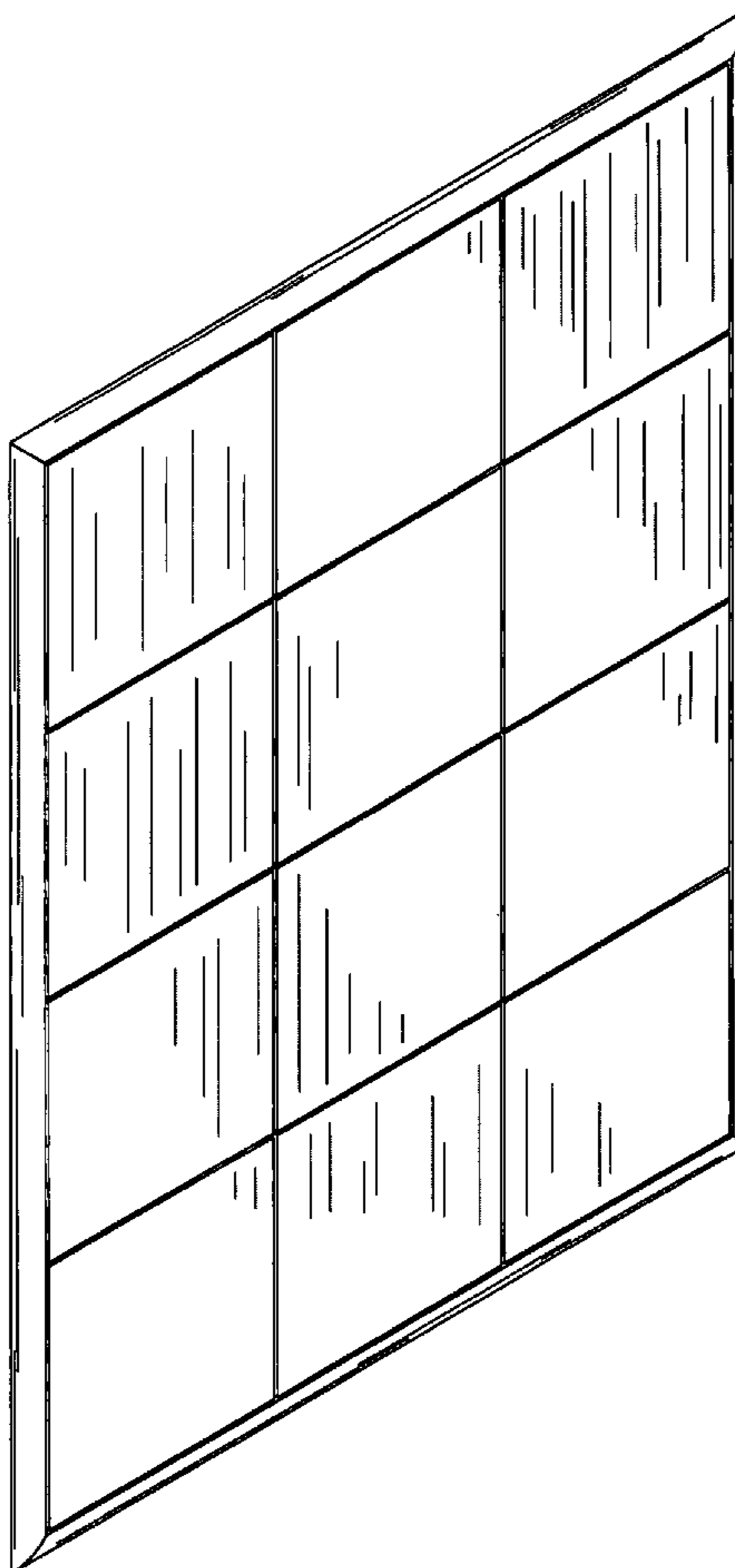
FIG. 1 is a top, front, left side perspective view of a wall panel embodying our design;

FIG. 2 is a front elevational view thereof, the rear elevational view being plain and unornamental;

FIG. 3 is a left side elevational view thereof, the right side elevational view being a mirror image thereof; and,

FIG. 4 is a top plan view thereof, the bottom plan view being a mirror image thereof.

1 Claim, 3 Drawing Sheets



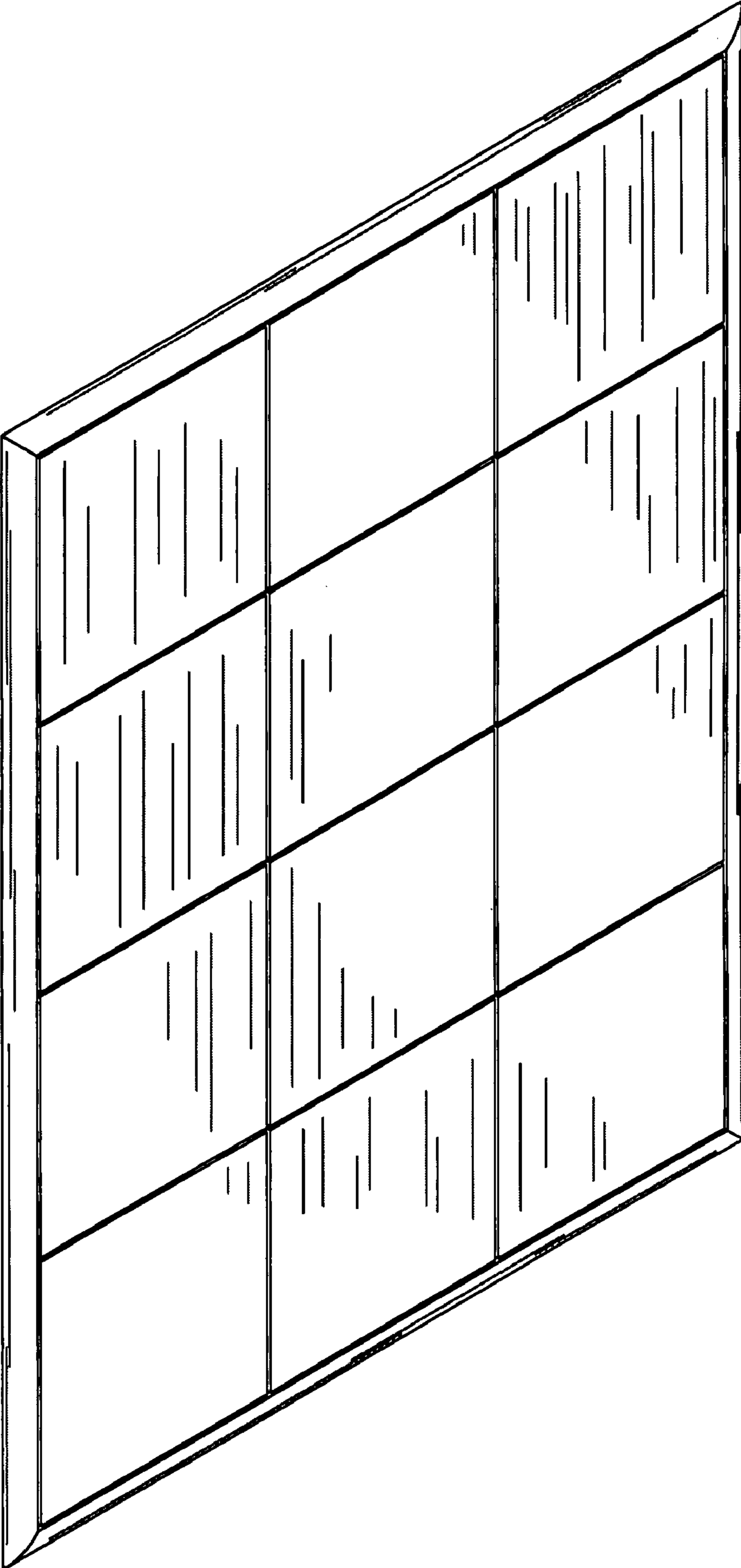


FIG. 1

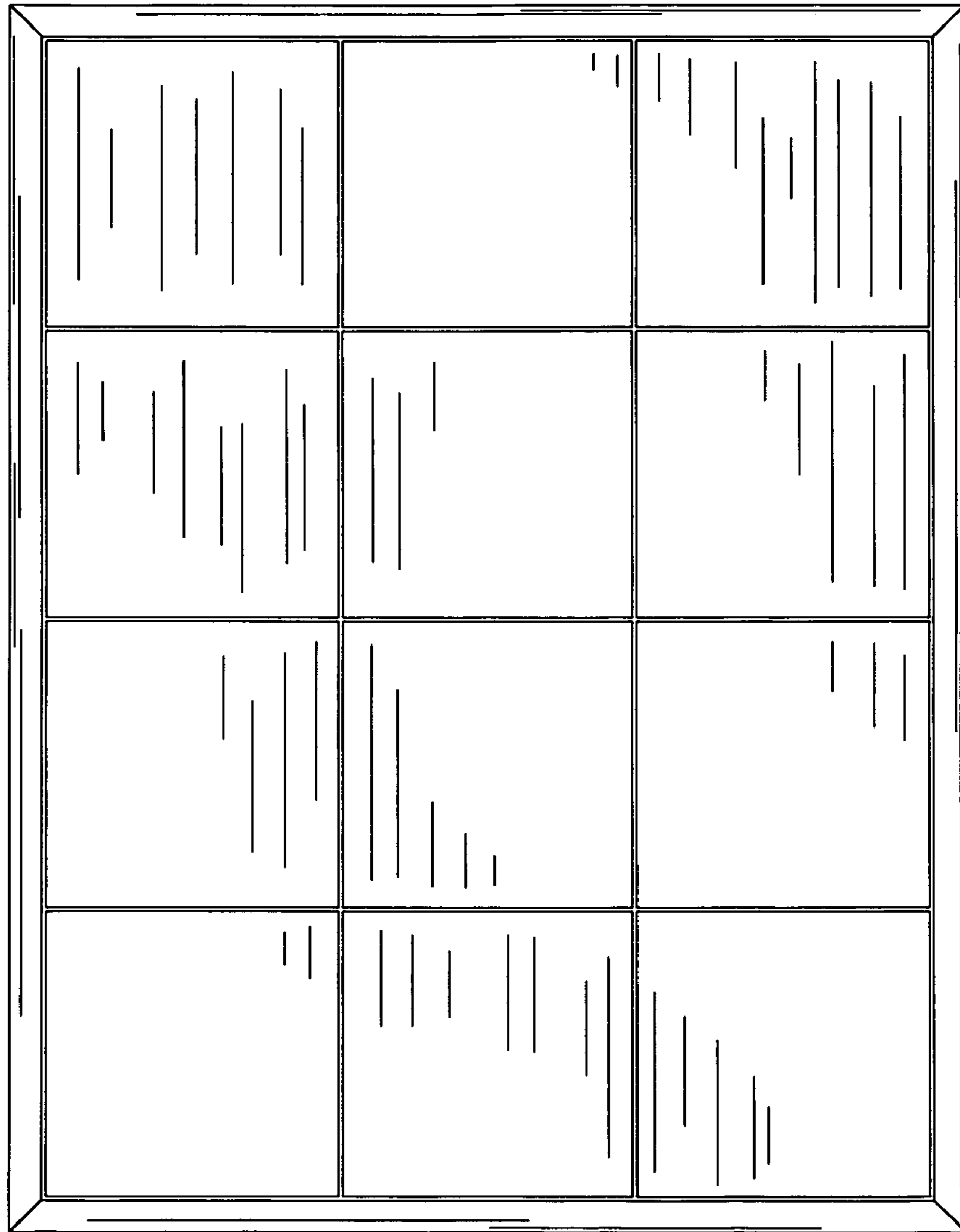


FIG. 2



FIG. 3



FIG. 4