



US00D578652S

(12) **United States Design Patent**
Tabron et al.

(10) **Patent No.:** **US D578,652 S**

(45) **Date of Patent:** **** *Oct. 14, 2008**

(54) **MEDICAL COMPRESS**

(75) Inventors: **Ian Stewart Tabron**, Cheshire (GB);
Patrick Gerard Linnane, Ellesmere
Port (GB); **Wayne Lee Bonnefin**, Wirral
(GB); **Jochen Ratjen**, Nacka (SE);
Anders Bostrom, Ekerö (SE); **Stefan
Löf**, Årsta (SE); **Roland Larsson**,
Staffanstorp (SE); **Mats Christiansson**,
Goteborg (SE); **Johan Svärd**, Malmö
(SE); **Mattias Seversson**, Malmö (SE)

(73) Assignee: **Bristol-Myers Squibbb Company**, New
York, NY (US)

(*) Notice: This patent is subject to a terminal dis-
claimer.

(**) Term: **14 Years**

(21) Appl. No.: **29/247,947**

(22) Filed: **Jul. 21, 2006**

(30) **Foreign Application Priority Data**

Jan. 24, 2006 (EM) 000470257-0001

(51) **LOC (8) Cl.** **24-01**

(52) **U.S. Cl.** **D24/192; D24/206**

(58) **Field of Classification Search** D24/190–192,
D24/200–215; 607/98, 108–111; D2/897,
D2/905, 909–914; 602/14, 61, 62

See application file for complete search history.

(56) **References Cited**

U.S. PATENT DOCUMENTS

D433,758 S * 11/2000 Allen D24/206
D477,413 S * 7/2003 Schirmacher D24/206
D483,876 S * 12/2003 Walasek D24/208
D505,727 S * 5/2005 Krahner et al. D24/206
D510,626 S * 10/2005 Krahner et al. D24/206
2002/0019657 A1 * 2/2002 Elkins 607/111

* cited by examiner

Primary Examiner—Stella M. Reid

Assistant Examiner—Susan E Krakower

(74) *Attorney, Agent, or Firm*—John M. Kilcoyne

(57) **CLAIM**

The ornamental design for a medical compress, as shown and
described.

DESCRIPTION

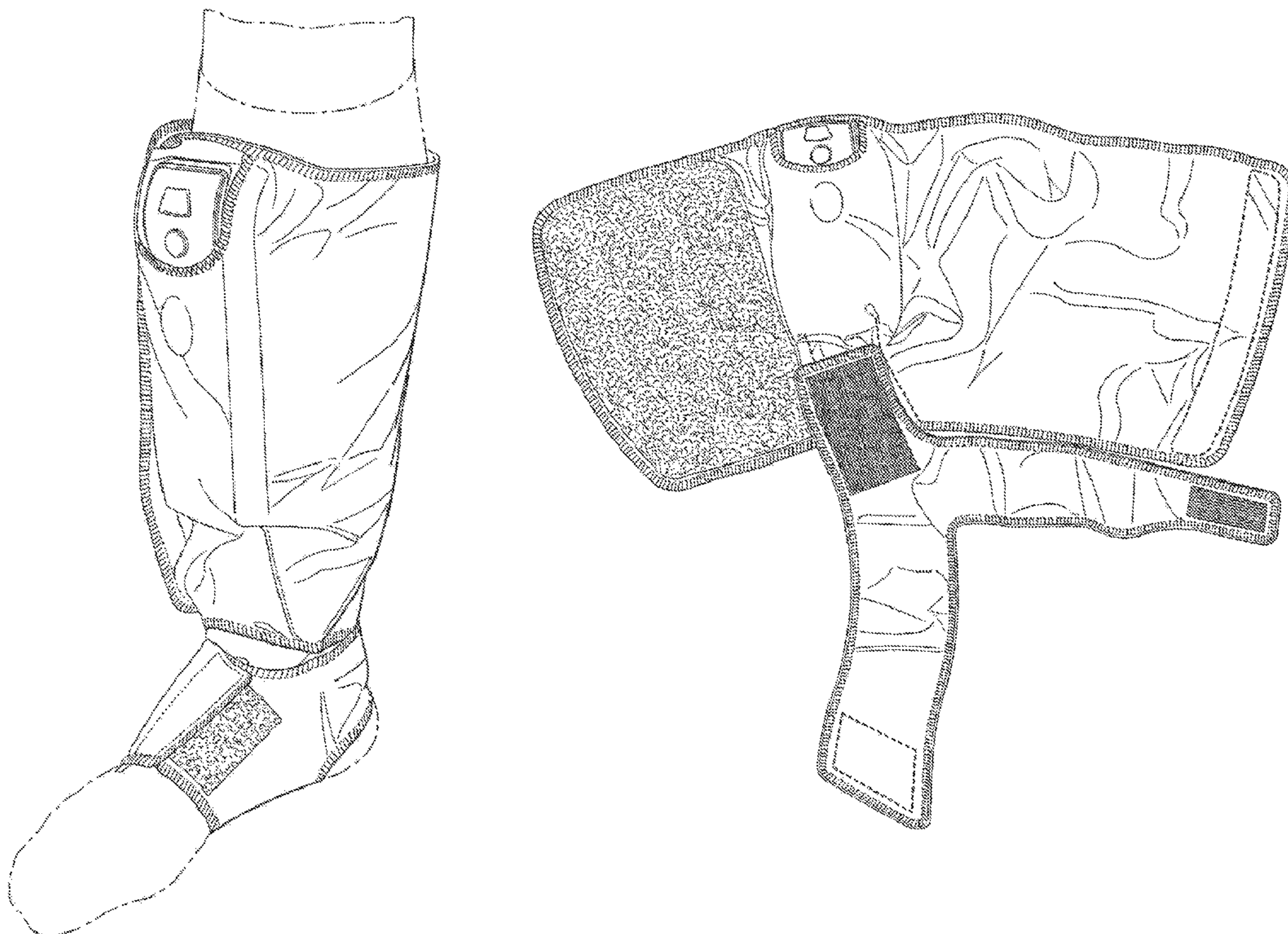
FIG. 1 is a front perspective view of the medical compress
showing our new design;

FIG. 2 is a top plan view thereof, in an open position; and,

FIG. 3 is a left side perspective view thereof.

The broken line showing of a human leg and foot are included
for the purpose of illustrating environmental structure and
forms no part of the claimed design. It is also understood that
the broken lines shown within the claimed design indicate
stitching lines.

1 Claim, 3 Drawing Sheets



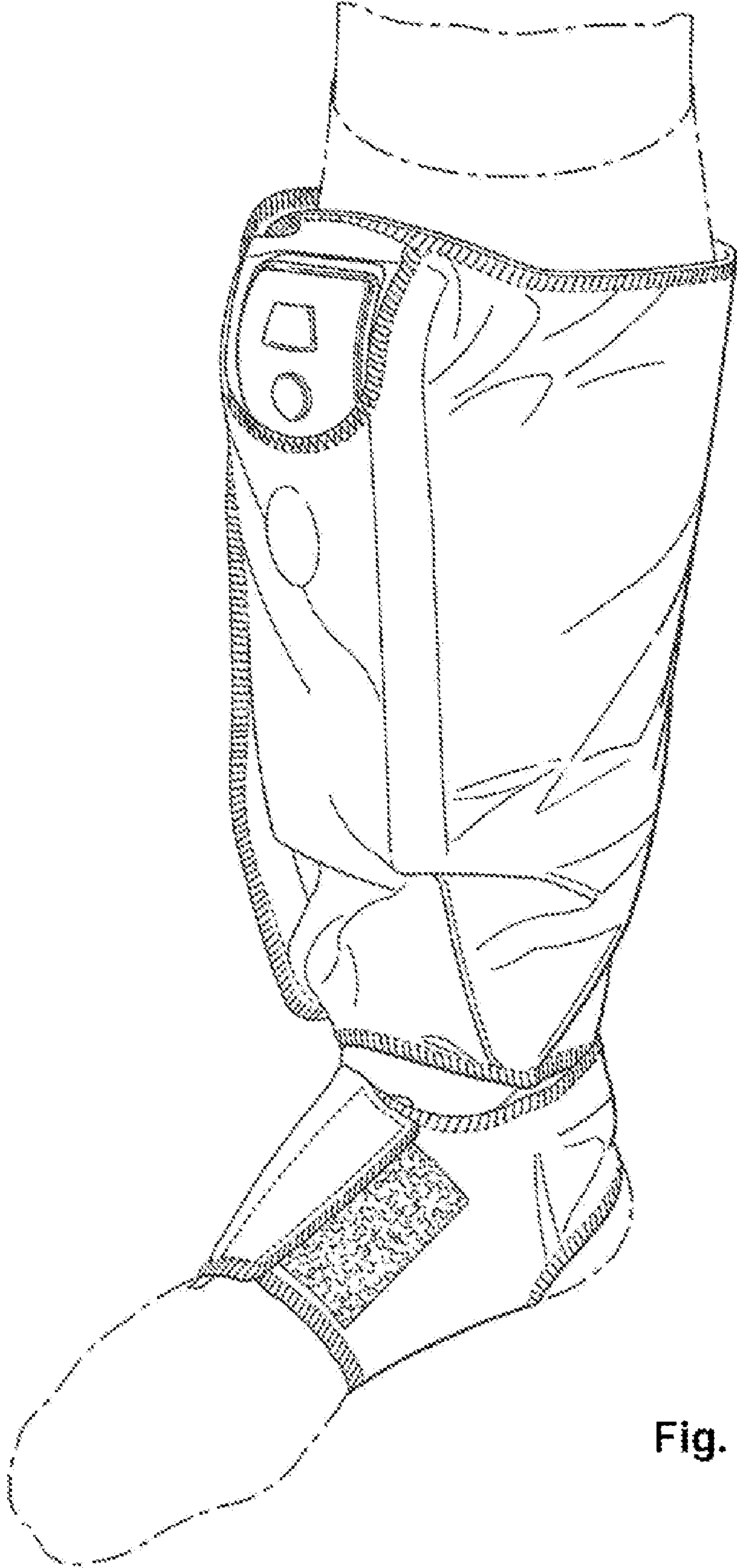


Fig. 1

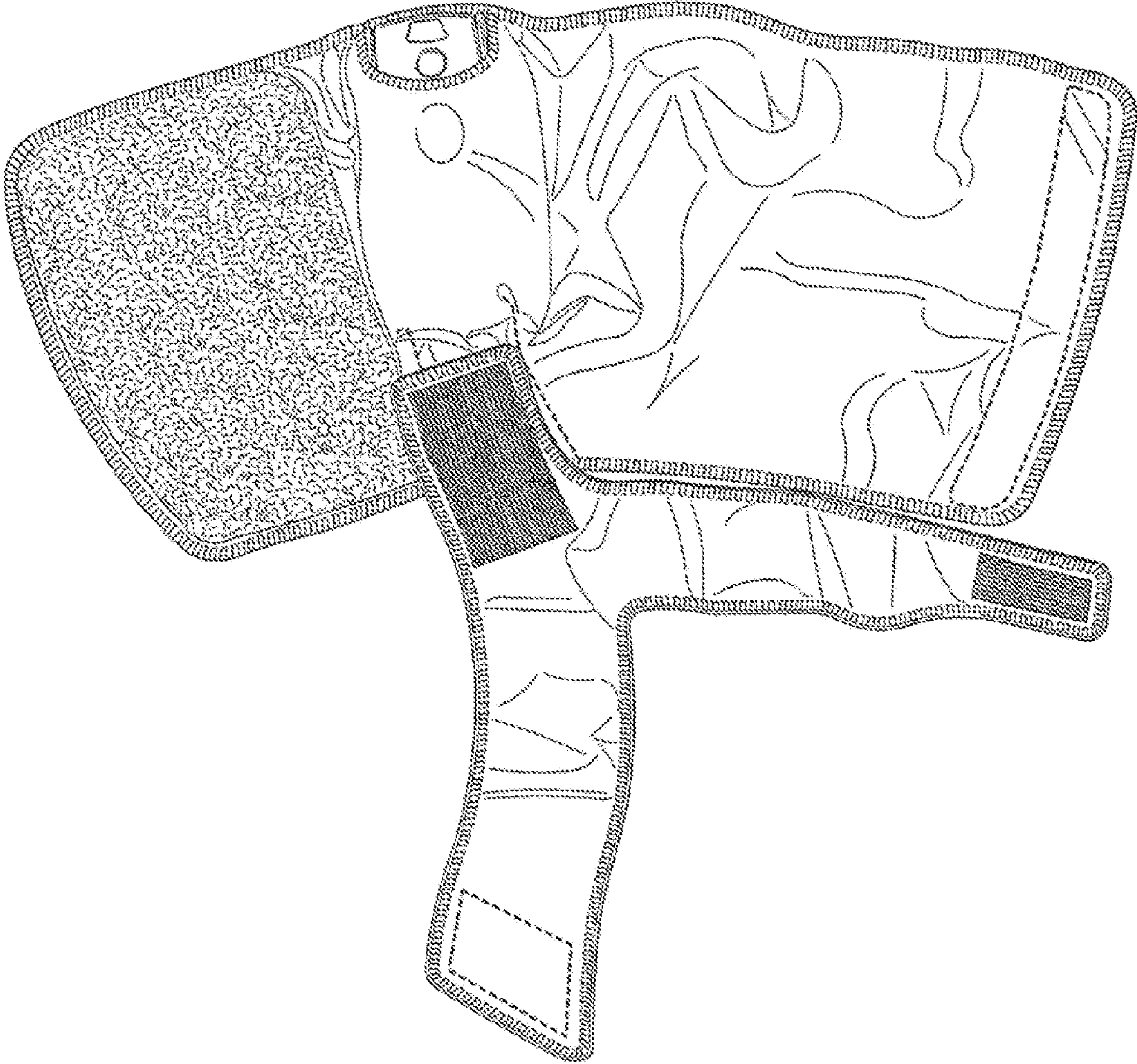


Fig. 2

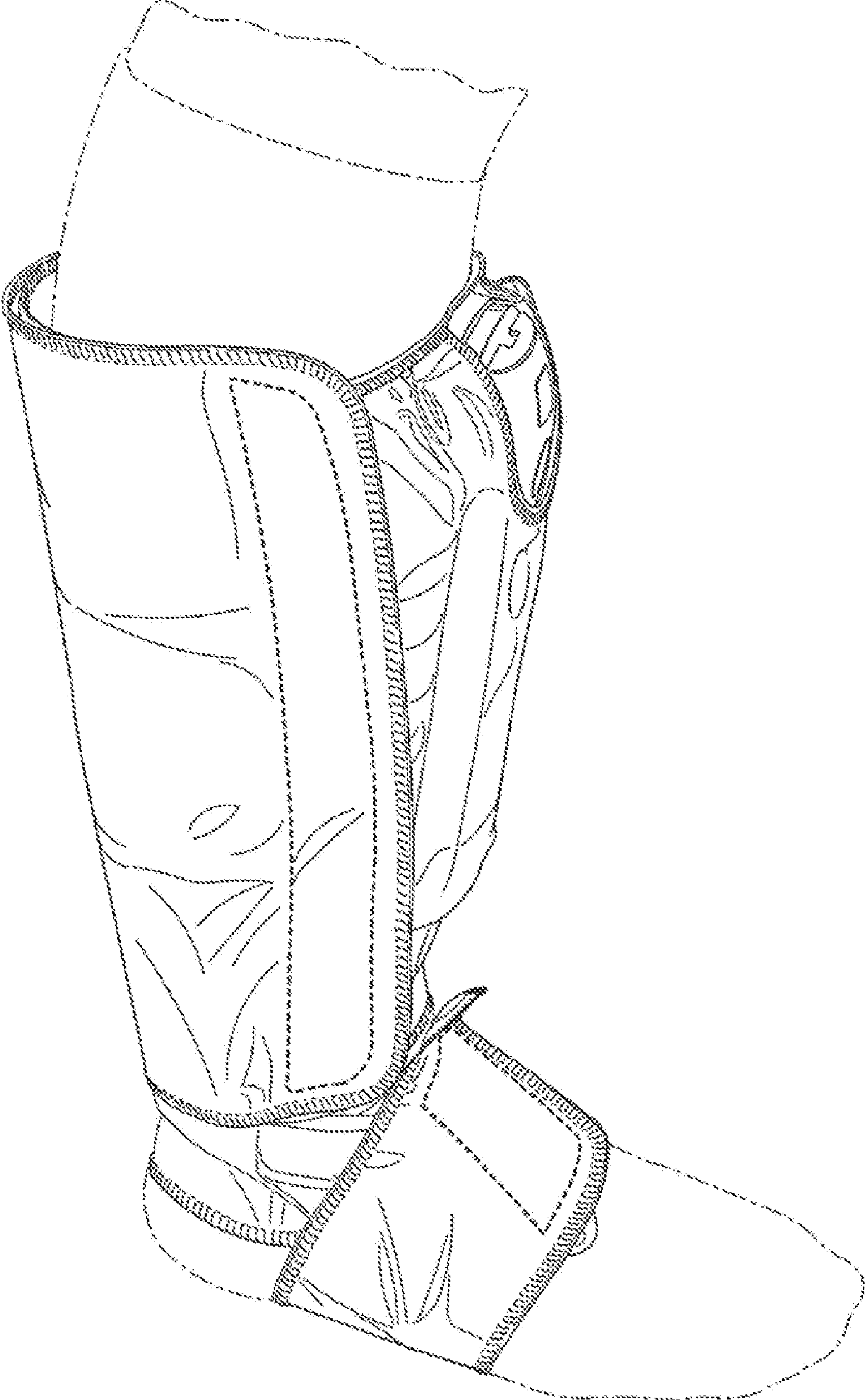


Fig. 3