

US00D578650S

(12) **United States Design Patent**  
**Adams**

(10) **Patent No.:** **US D578,650 S**  
(45) **Date of Patent:** **\*\* Oct. 14, 2008**

(54) **POSITIVE AIRWAY PRESSURE APPARATUS**

(76) Inventor: **Phillip M. Adams**, 313 Pleasant Summit Dr., Henderson, NV (US) 89012

(\*\*) Term: **14 Years**

(21) Appl. No.: **29/298,771**

(22) Filed: **Dec. 12, 2007**

**Related U.S. Application Data**

(63) Continuation-in-part of application No. 11/856,568, filed on Sep. 17, 2007.

(51) **LOC (8) Cl.** ..... **24-04**

(52) **U.S. Cl.** ..... **D24/164**

(58) **Field of Classification Search** ..... D24/109, D24/110, 164, 185, 186; D23/355; D13/112, D13/116; D3/201, 203.1, 203.2, 203.6, 205; 128/204.18, 204.21, 204.22, 204.23, 205.15, 128/205.23; 55/356, 357

See application file for complete search history.

(56) **References Cited**

**U.S. PATENT DOCUMENTS**

- 4,076,021 A \* 2/1978 Thompson ..... 128/205.18
- D287,050 S \* 12/1986 Perkins et al. .... D24/164
- D340,353 S \* 10/1993 Benarrouch ..... D3/205
- D348,927 S \* 7/1994 Attolini ..... D24/110
- 5,535,738 A 7/1996 Estes et al.
- 5,606,341 A 2/1997 Aguilera
- 5,682,878 A 11/1997 Ogden
- D401,405 S \* 11/1998 Kim et al. .... D3/205
- 5,893,939 A 4/1999 Rakocy et al.
- D421,298 S \* 2/2000 Kenyon et al. .... D24/110
- D427,675 S 7/2000 Hansel
- 6,132,182 A 10/2000 Khan et al.
- 6,256,192 B1 7/2001 Shannon
- 6,295,826 B1 10/2001 Lee
- 6,318,364 B1 \* 11/2001 Ford et al. .... 128/204.18

- 6,371,112 B1 4/2002 Bibi
- D464,724 S 10/2002 Lynch et al.
- 6,459,576 B1 10/2002 Bhatia et al.
- D468,017 S \* 12/2002 McCombs ..... D24/164

(Continued)

**OTHER PUBLICATIONS**

M Series REMstar Plus with C-Flex & SmartCard, DirectHome Medical, Sep. 21, 2006, pp. 1-4, <http://www.directhomemedical.com/machines-cpap-bipap/remstar-plus-mseries-cpap-respironics.html>.

GoodKnight 420G CPAP System, CPAP Wholesale sleep apnea products, Sep. 21, 2006, pp. 1-2, <http://www.cpapwholesale.com/goodknight-420g-cpap.htm>.

*Primary Examiner*—Joel Sincavage

*Assistant Examiner*—Anhdao Doan

(74) *Attorney, Agent, or Firm*—Pate Pierce & Baird

(57) **CLAIM**

The ornamental design for a positive airway pressure apparatus, as shown and described.

**DESCRIPTION**

FIG. 1 is a perspective view of a positive airway pressure apparatus, in accordance with my new design, having a lid in an open position;

FIG. 2 is a left side elevation view of the design of FIG. 1;

FIG. 3 is a right side elevation view of the design of FIG. 1;

FIG. 4 is a rear elevation view of the design of FIG. 1;

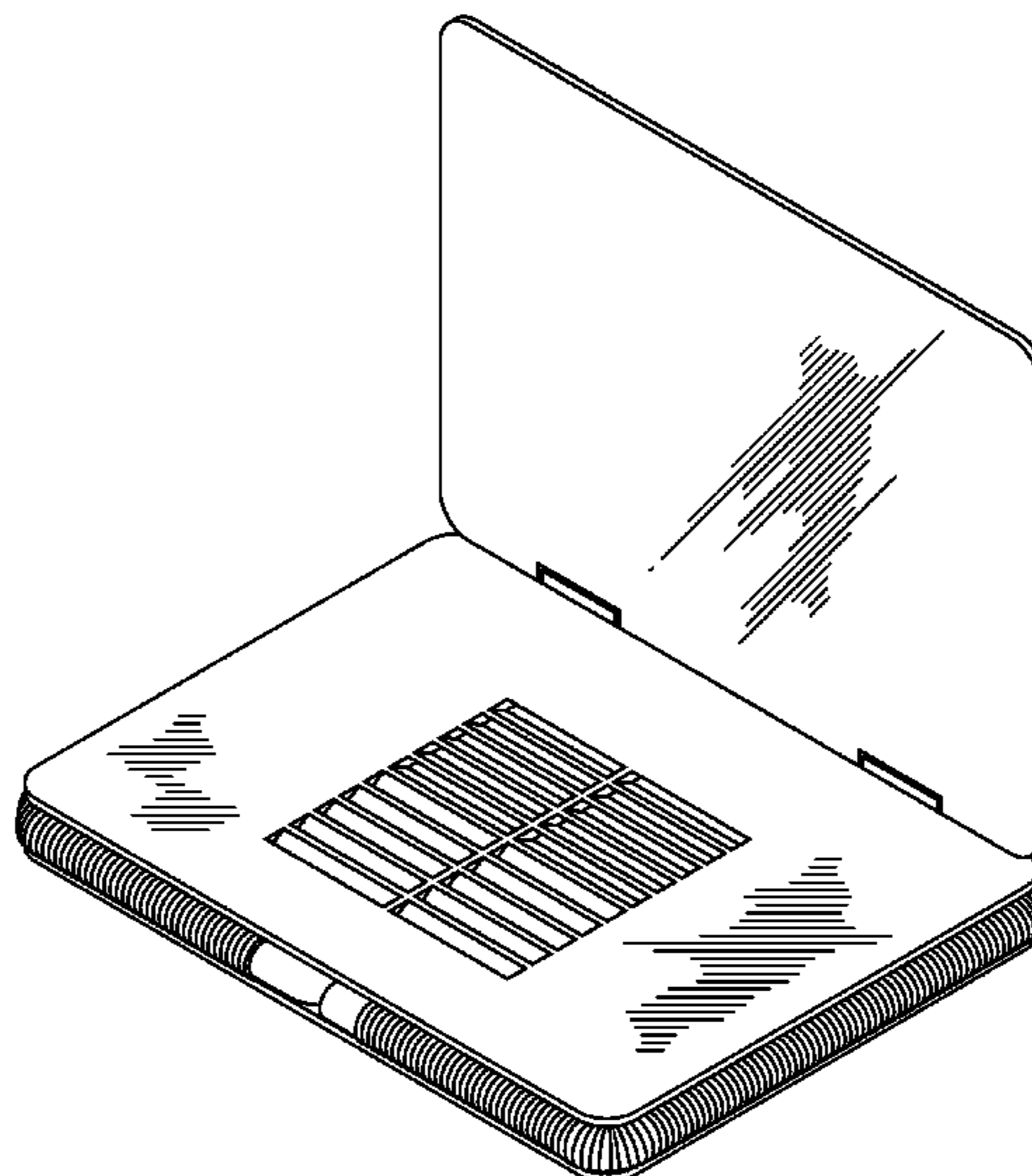
FIG. 5 is a front elevation view of the design of FIG. 1;

FIG. 6 is a top plan view of the design of FIG. 1;

FIG. 7 is a bottom plan view of the design of FIG. 1; and,

FIG. 8 is a perspective view of the design of FIG. 1 having the lid in a closed position.

**1 Claim, 5 Drawing Sheets**



# US D578,650 S

Page 2

---

## U.S. PATENT DOCUMENTS

6,516,802	B2	2/2003	Hansen et al.	D503,796	S	4/2005	Lithgow et al.	
6,520,607	B2	2/2003	Pfaff	6,895,964	B2	5/2005	McAuliffe et al.	
6,554,260	B1	4/2003	Lipscombe et al.	6,979,169	B2	12/2005	Penlesky et al.	
D484,970	S	1/2004	Renz et al.	7,047,968	B2	5/2006	Kniewasser	
6,754,081	B2	6/2004	Rude et al.	7,195,014	B2	3/2007	Hoffman	
D493,520	S	7/2004	Bertinetti et al.	7,195,018	B1	3/2007	Goldstein	
6,820,609	B2	11/2004	Woodall, III et al.	2006/0231097	A1*	10/2006	Dougherty et al. ....	128/204.18
				2007/0023044	A1*	2/2007	Kwok et al. ....	128/204.23

\* cited by examiner

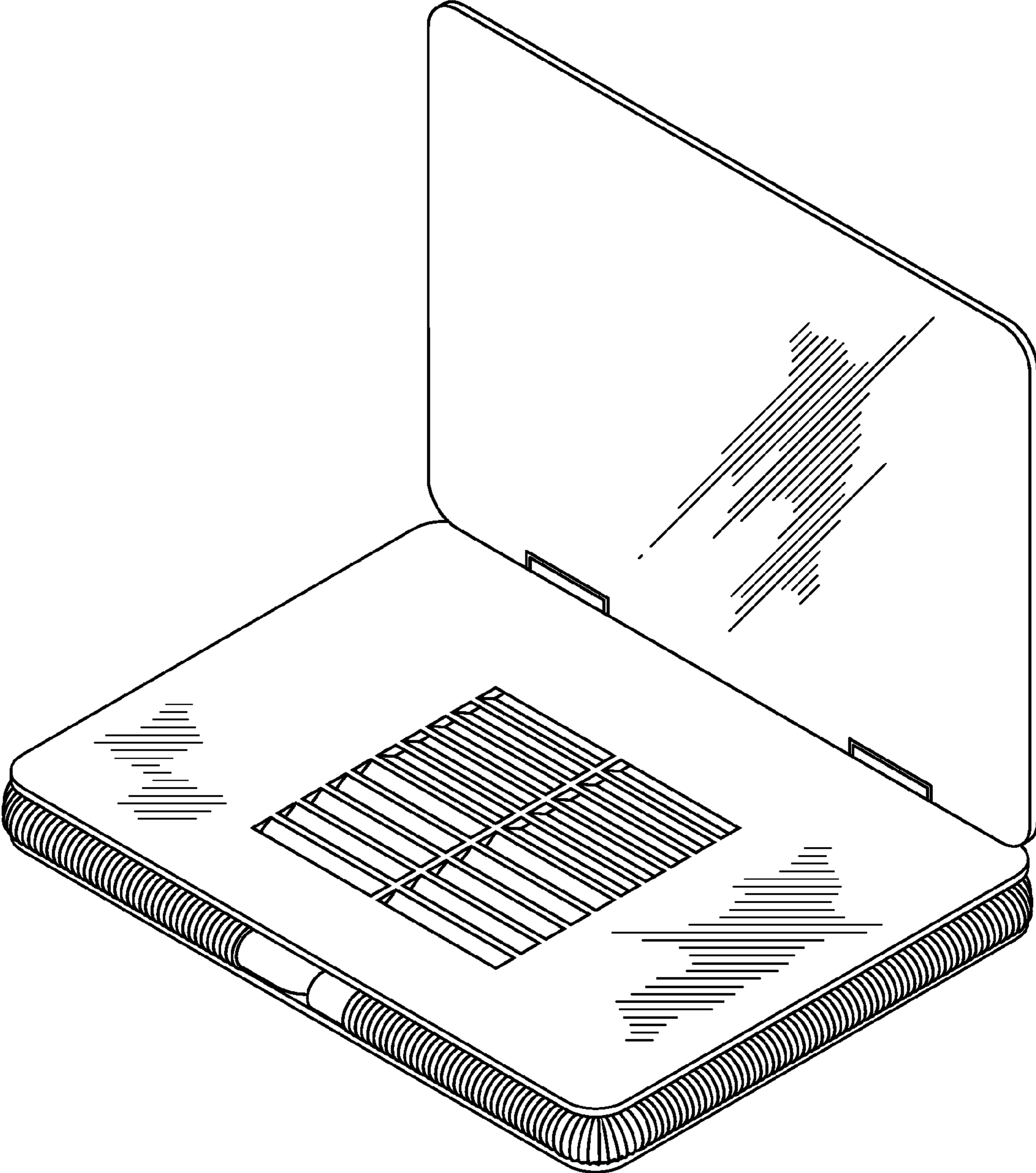


FIG. 1




FIG. 2




FIG. 3

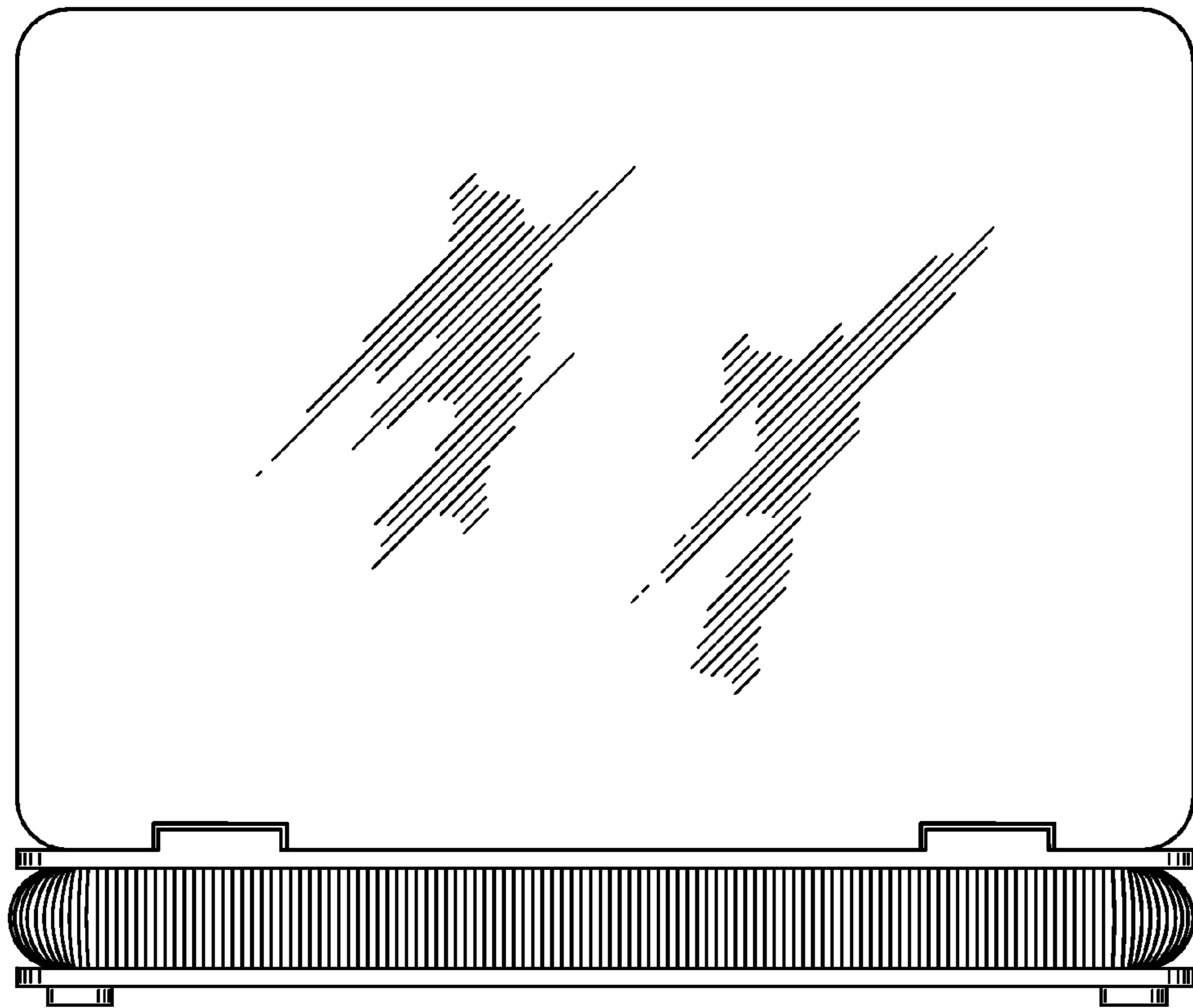


FIG. 4

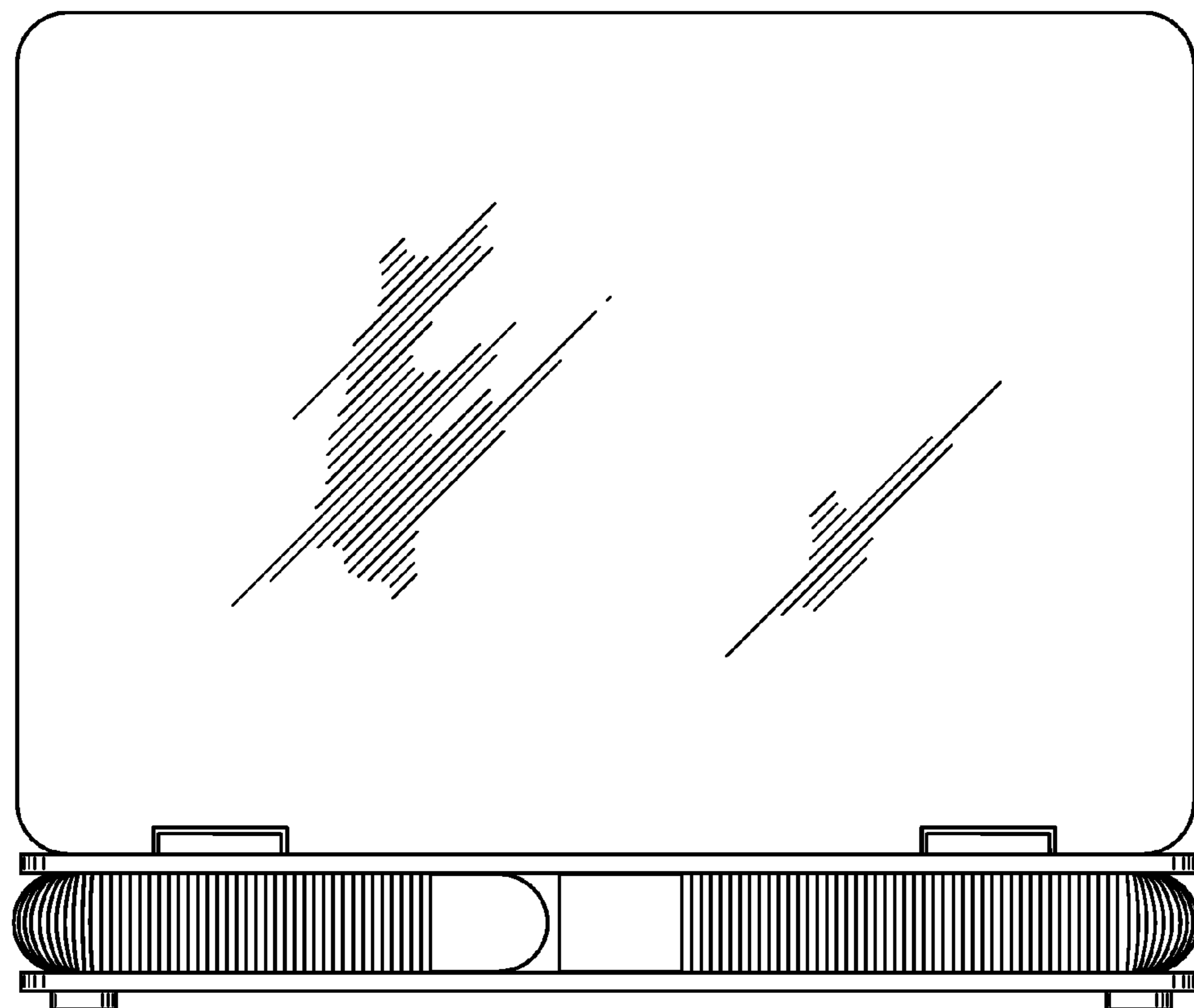


FIG. 5



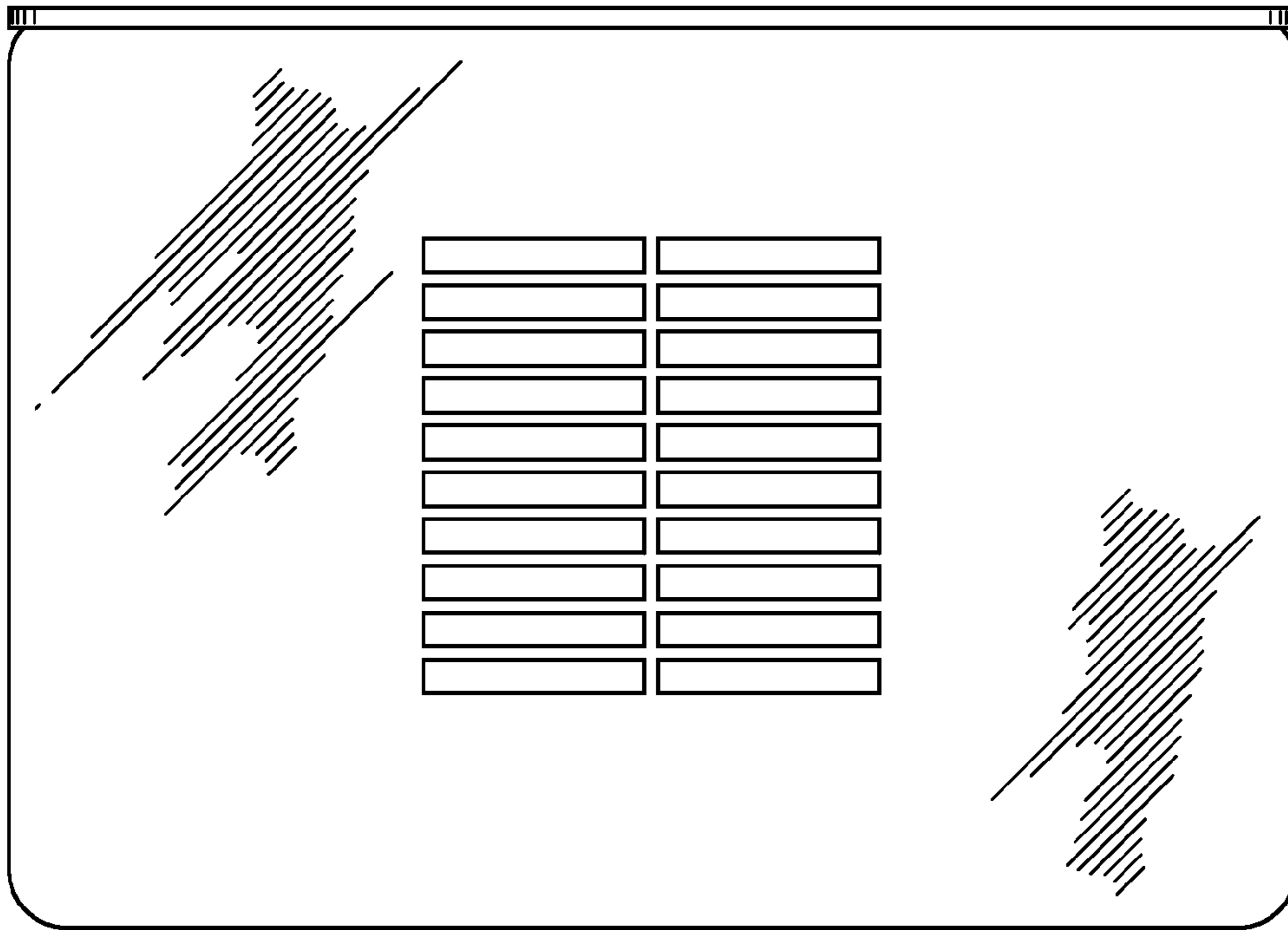


FIG. 6




FIG. 7

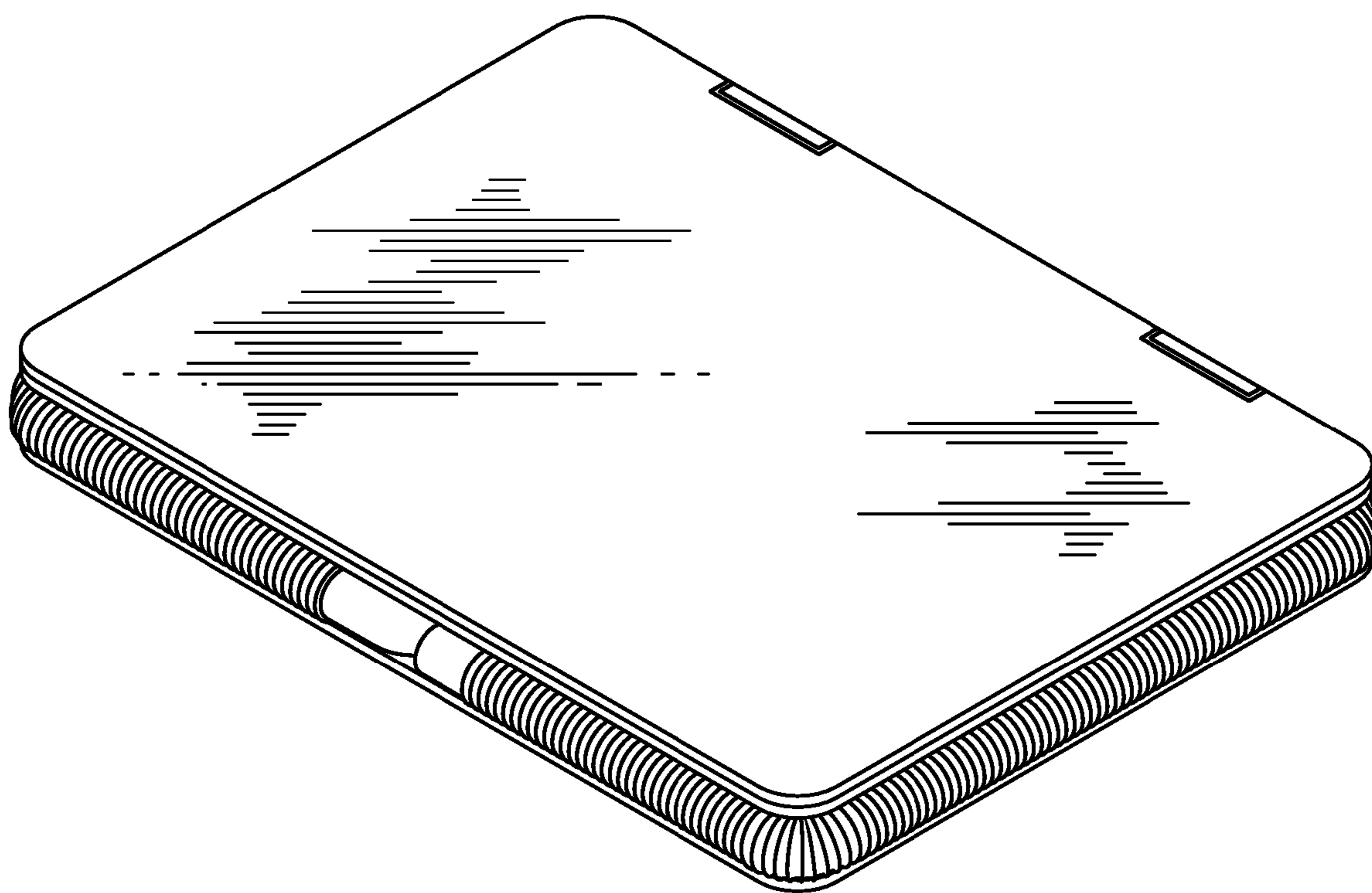


FIG. 8