



US00D578645S

(12) **United States Design Patent**
Shumer et al.

(10) **Patent No.:** **US D578,645 S**
(45) **Date of Patent:** **** Oct. 14, 2008**

(54) **MEDICAL DEVICE DELIVERY HANDLE**

(75) Inventors: **Dan Shumer**, San Jose, CA (US); **Nie Tang**, San Jose, CA (US); **Sanjay Shrivastava**, Mountain View, CA (US); **Pete Lombrozo**, Scotts Valley, CA (US); **Josh Druker**, San Francisco, CA (US)

(73) Assignee: **Abbott Laboratories**, Abbott Park, IL (US)

(**) Term: **14 Years**

(21) Appl. No.: **29/281,309**

(22) Filed: **Jun. 20, 2007**

(51) **LOC (8) Cl.** **24-02**

(52) **U.S. Cl.** **D24/133; D24/145; D24/147**

(58) **Field of Classification Search** **D24/133, D24/145, 112, 130, 147; 600/131, 156; 604/118, 604/119; 606/108**

See application file for complete search history.

(56) **References Cited**

U.S. PATENT DOCUMENTS

4,624,243	A	11/1986	Lowery et al.
4,665,918	A	5/1987	Garza et al.
5,346,498	A	9/1994	Greelis et al.
5,391,172	A	2/1995	Williams et al.
5,501,654	A	3/1996	Failla et al.
5,507,768	A	4/1996	Lau et al.
5,571,168	A	11/1996	Del Toro
5,591,172	A	1/1997	Bachmann et al.
5,593,412	A	1/1997	Martinez et al.
5,683,451	A	11/1997	Lenker et al.
D387,863	S *	12/1997	Herman et al. D24/133
5,707,376	A	1/1998	Kavichadze et al.
5,733,267	A	3/1998	Del Toro
5,833,694	A	11/1998	Poncet
5,868,755	A	2/1999	Kramer et al.
5,906,619	A	5/1999	Olson et al.
5,920,975	A	7/1999	Morales
5,944,727	A	8/1999	Ahari et al.
5,968,052	A	10/1999	Sullivan, III et al.

6,146,415	A	11/2000	Fitz
6,165,184	A	12/2000	Vendura et al.
6,183,443	B1	2/2001	Kratoska et al.
6,190,360	B1	2/2001	Iancea et al.
D439,664	S *	3/2001	Cuschieri et al. D24/133
6,203,550	B1	3/2001	Olson
6,238,402	B1	5/2001	Sullivan et al.
6,254,611	B1	7/2001	Vrba
6,391,050	B1	5/2002	Broome
6,391,051	B2	5/2002	Sullivan, III et al.
6,514,261	B1	2/2003	Randall et al.
6,520,983	B1	2/2003	Colgan et al.
6,527,779	B1	3/2003	Rourke
6,599,296	B1	7/2003	Gillick et al.
6,602,280	B2	8/2003	Chobotov
6,669,716	B1	12/2003	Gilson et al.
6,755,854	B2	6/2004	Gillick et al.

(Continued)

Primary Examiner—Ian Simmons
Assistant Examiner—Christopher Lee
(74) *Attorney, Agent, or Firm*—Fulwider Patton LLP

(57) **CLAIM**

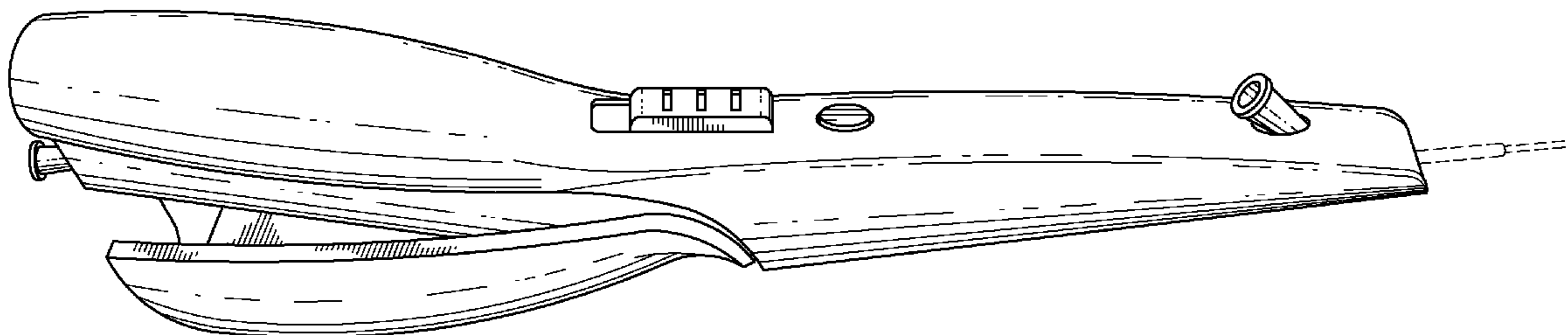
The ornamental design for a medical device delivery handle, as shown and described.

DESCRIPTION

FIG. 1 is a perspective view of a medical device delivery handle showing our new design;
FIG. 2 is a side view thereof;
FIG. 3 is another side view thereof;
FIG. 4 is a top plan view thereof;
FIG. 5 is a bottom plan view thereof;
FIG. 6 is a front elevational view thereof; and,
FIG. 7 is a rear elevational view thereof.

The portions of the article in broken lines are shown for illustrative purposes only and form no part of the claimed design.

1 Claim, 5 Drawing Sheets



US D578,645 S

Page 2

U.S. PATENT DOCUMENTS

6,866,669 B2	3/2005	Buzzard et al.		2003/0144671 A1	7/2003	Brooks et al.
D509,589 S *	9/2005	Wells	D24/145	2004/0006380 A1	1/2004	Back et al.
6,939,352 B2	9/2005	Buzzard et al.		2004/0117000 A1	6/2004	Ruetsch
D518,175 S *	3/2006	Hardin et al.	D24/133	2004/0148009 A1	7/2004	Buzzard et al.
7,122,050 B2	10/2006	Randall et al.		2005/0060016 A1	3/2005	Wu et al.
D533,274 S *	12/2006	Visconti et al.	D24/133	2005/0273151 A1	12/2005	Fulkerson et al.
D536,784 S *	2/2007	Bacher et al.	D24/133	2006/0074477 A1	4/2006	Berthiaume et al.
D553,242 S *	10/2007	Fedenia et al.	D24/108	2007/0032860 A1	2/2007	Brooks et al.

* cited by examiner

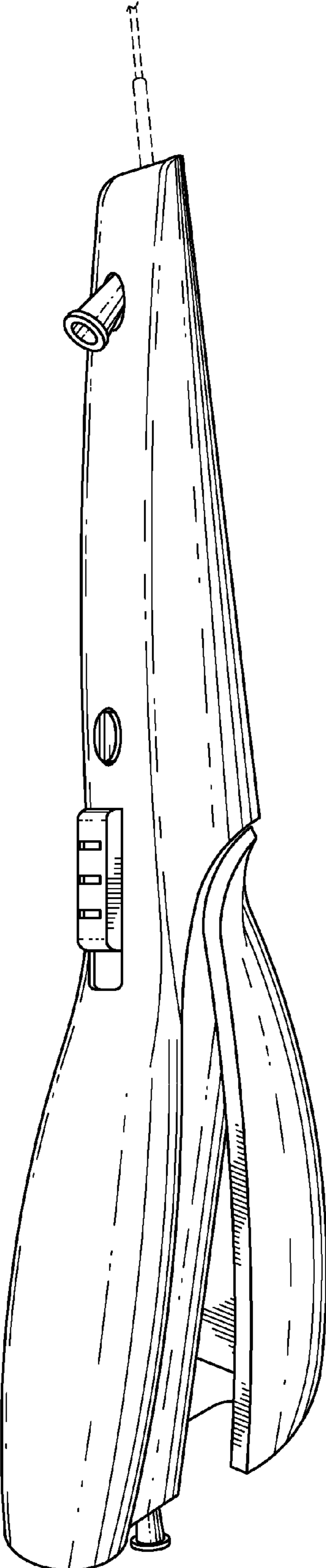


FIG. 1

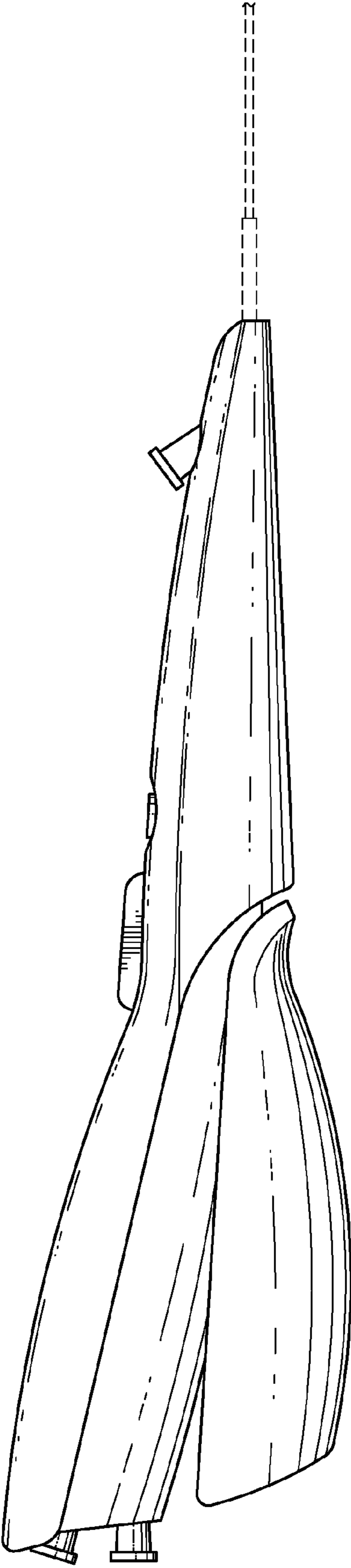


FIG. 2

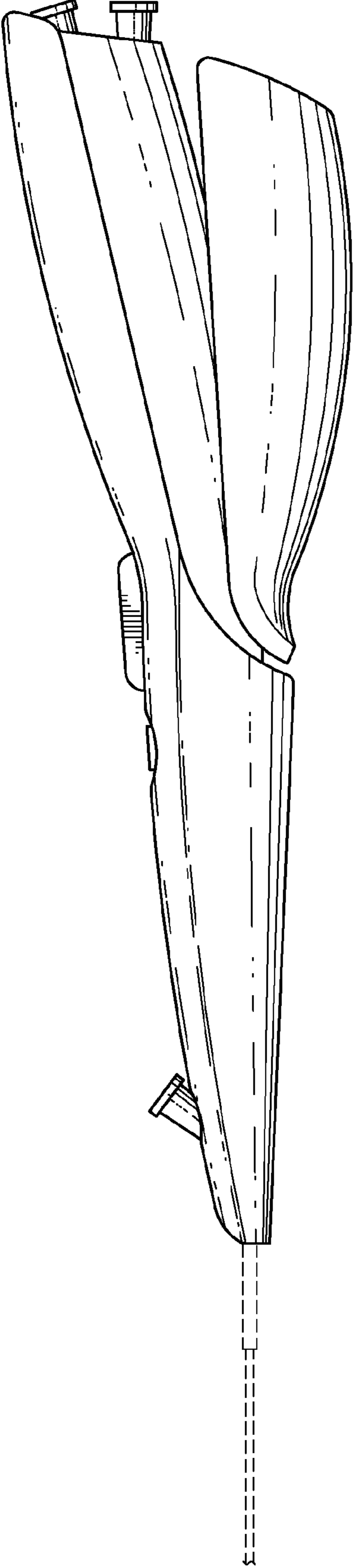


FIG. 3

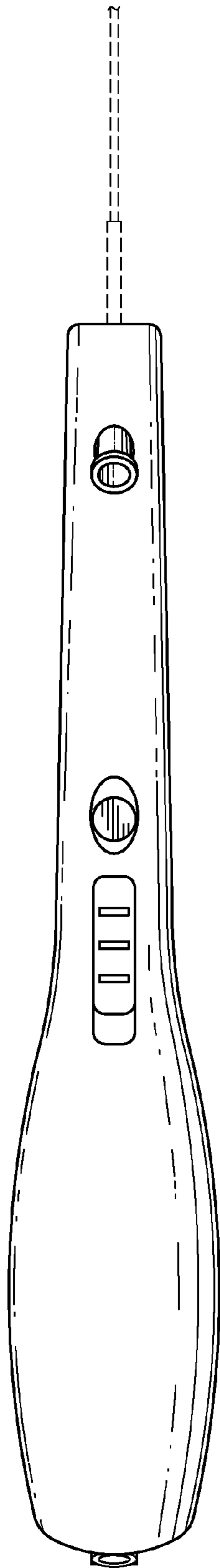


FIG. 4

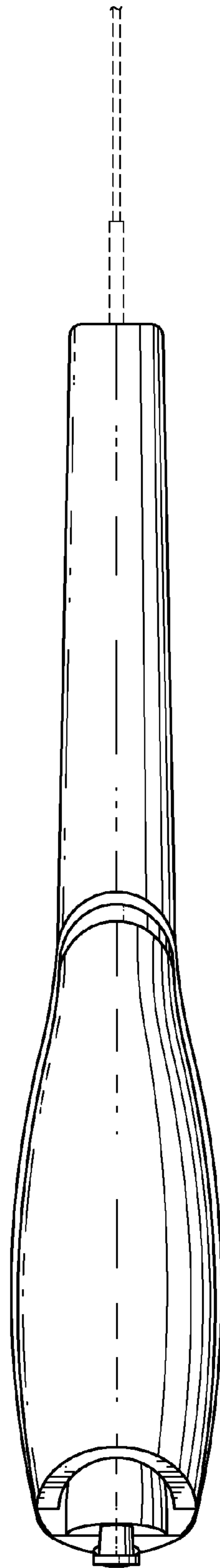


FIG. 5

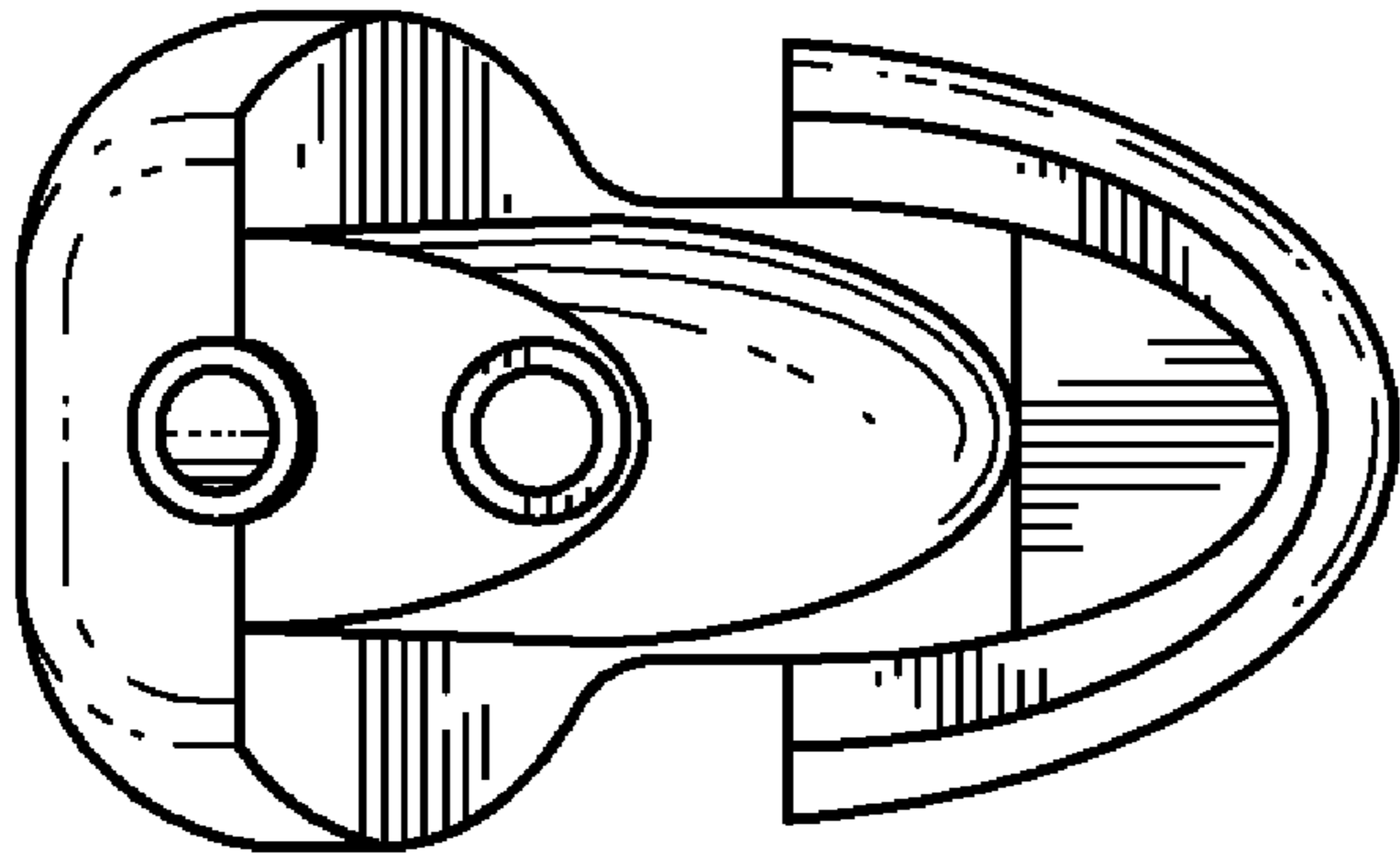


FIG. 6

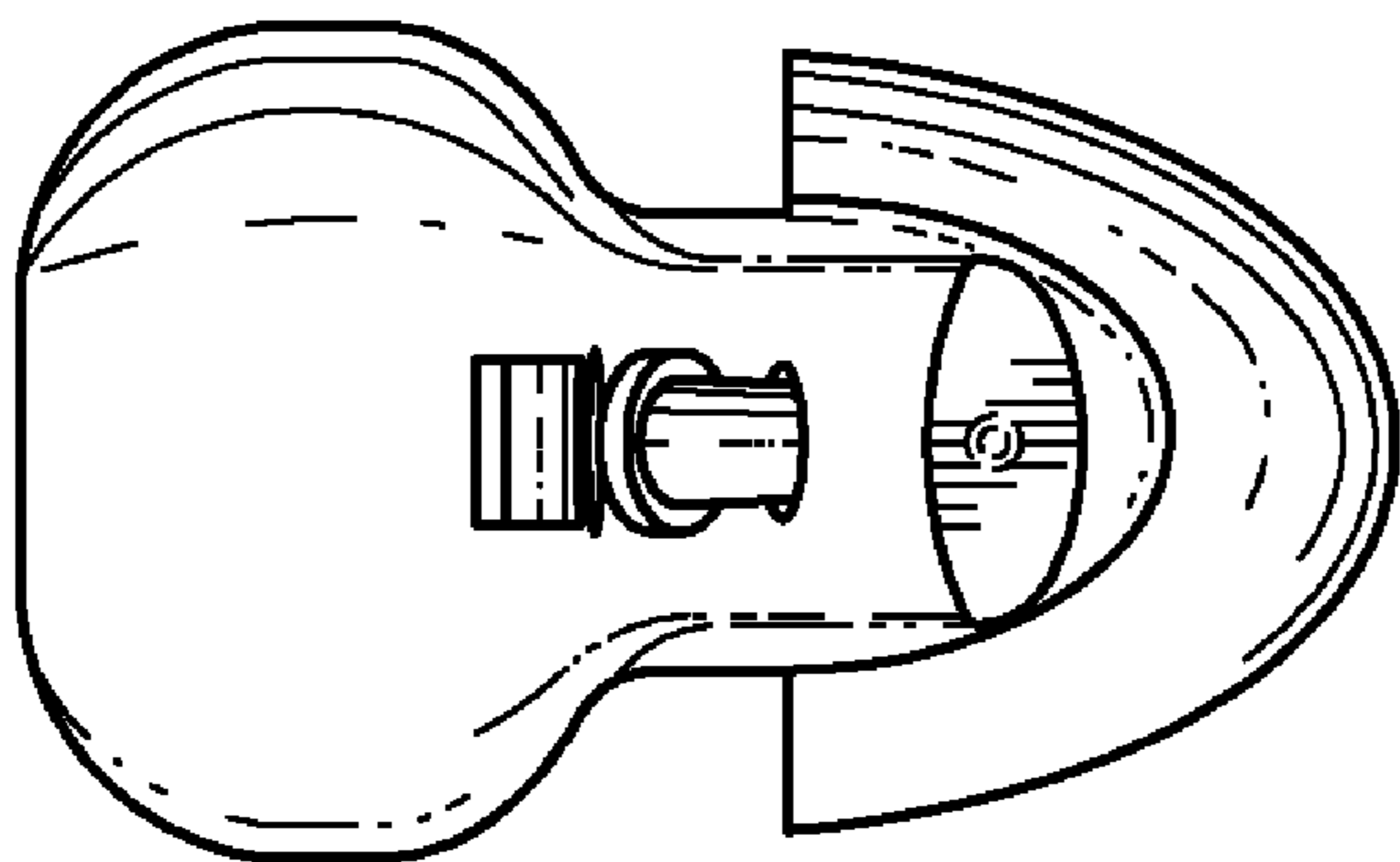


FIG. 7