



US00D578605S

(12) **United States Design Patent**
Wu et al.

(10) **Patent No.:** **US D578,605 S**
(45) **Date of Patent:** **** Oct. 14, 2008**

(54) **HAND SHOWER**

(76) Inventors: **James Wu**, NO15, Lane 160, Fongfu Rd., Taichung (TW); **Alex Wu**, NO15, Lane 160, Fongfu Rd., Taichung (TW)

(**) Term: **14 Years**

(21) Appl. No.: **29/294,799**

(22) Filed: **Jan. 29, 2008**

(51) **LOC (8) Cl.** **23-01**

(52) **U.S. Cl.** **D23/223**

(58) **Field of Classification Search** D23/213,
D23/223, 229-230; 239/394, 282-283
See application file for complete search history.

(56) **References Cited**

U.S. PATENT DOCUMENTS

D424,162	S	*	5/2000	Haug et al.	D23/223
D428,110	S	*	7/2000	Haug et al.	D23/223
D506,243	S	*	6/2005	Wu	D23/223
D526,384	S	*	8/2006	Wu	D23/223
D547,420	S	*	7/2007	Lobermeier	D23/223
D547,521	S	*	7/2007	Perrier et al.	D34/27
D550,810	S	*	9/2007	Lammel	D23/223

D550,811	S	*	9/2007	Lammel	D23/223
D560,753	S	*	1/2008	Chung	D23/223
D562,942	S	*	2/2008	Pan	D23/223

* cited by examiner

Primary Examiner—Robin V Webster
(74) *Attorney, Agent, or Firm*—Pro-Techtor Int'l Services

(57) **CLAIM**

The ornamental design for a hand shower, as shown and described.

DESCRIPTION

FIG. 1. is a front-right-top perspective view of a hand shower, showing my new design;
FIG. 2. is a front elevational view thereof;
FIG. 3. is a rear elevational view thereof;
FIG. 4. is a left side elevational view thereof;
FIG. 5. is a right side elevational view thereof;
FIG. 6. is a top plan view thereof; and,
FIG. 7. is a bottom plan view thereof.

1 Claim, 7 Drawing Sheets



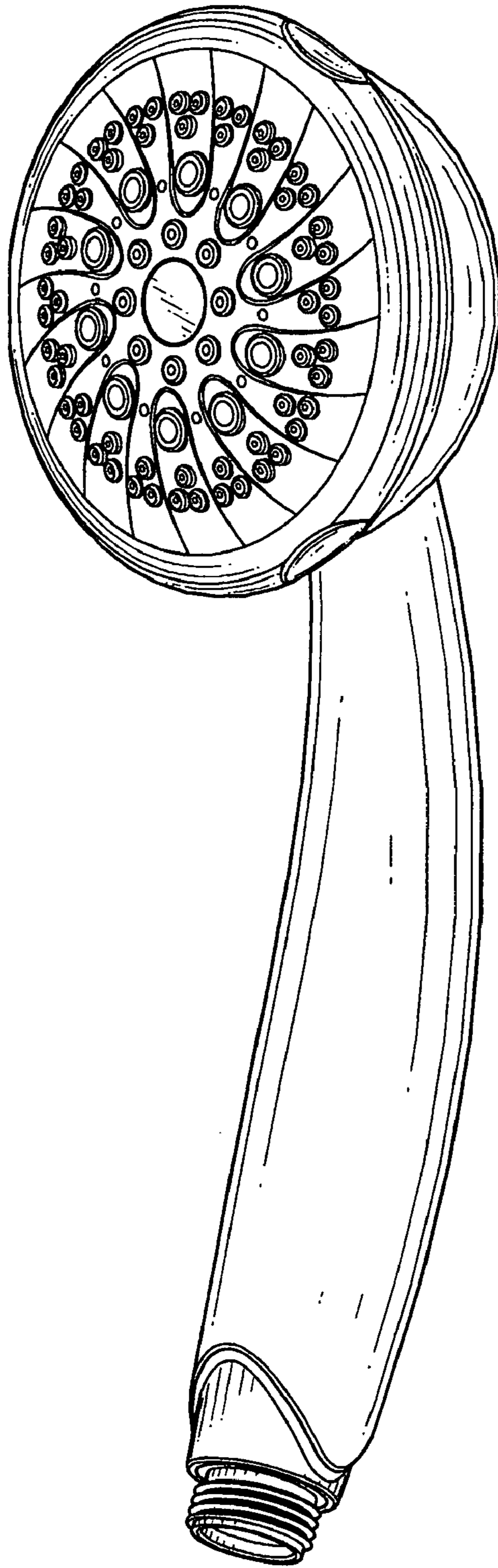


FIG. 1

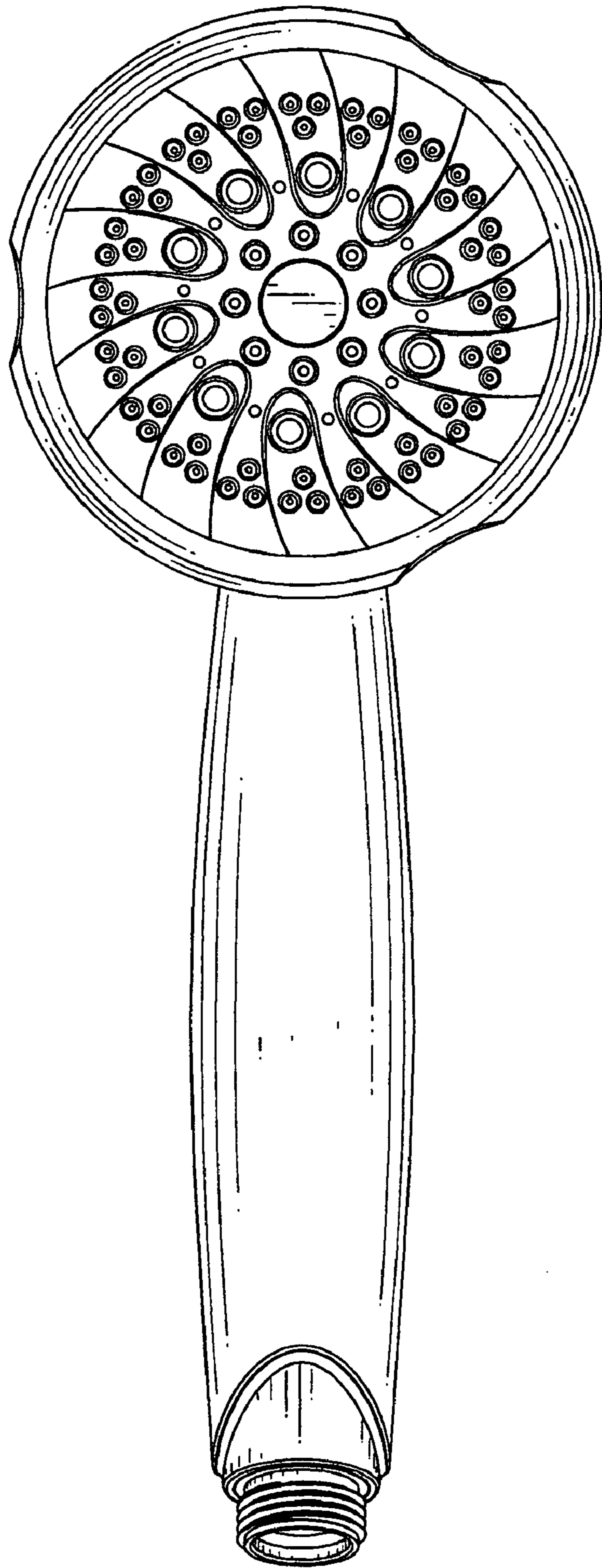


FIG. 2

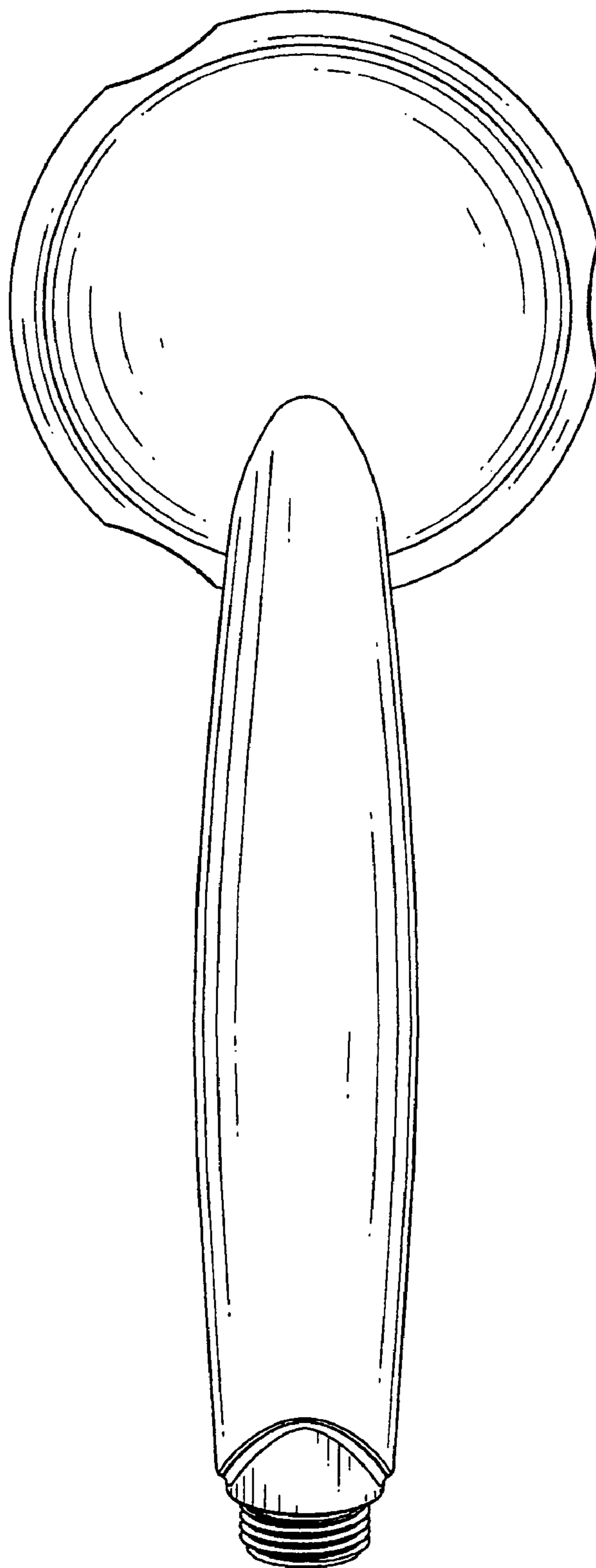


FIG. 3

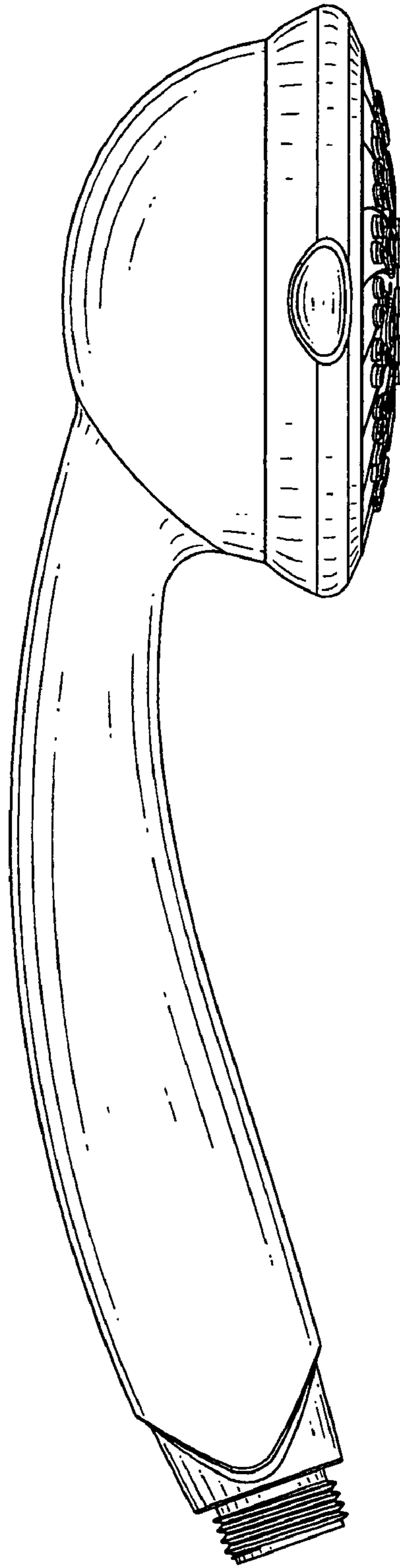


FIG. 4



FIG. 5

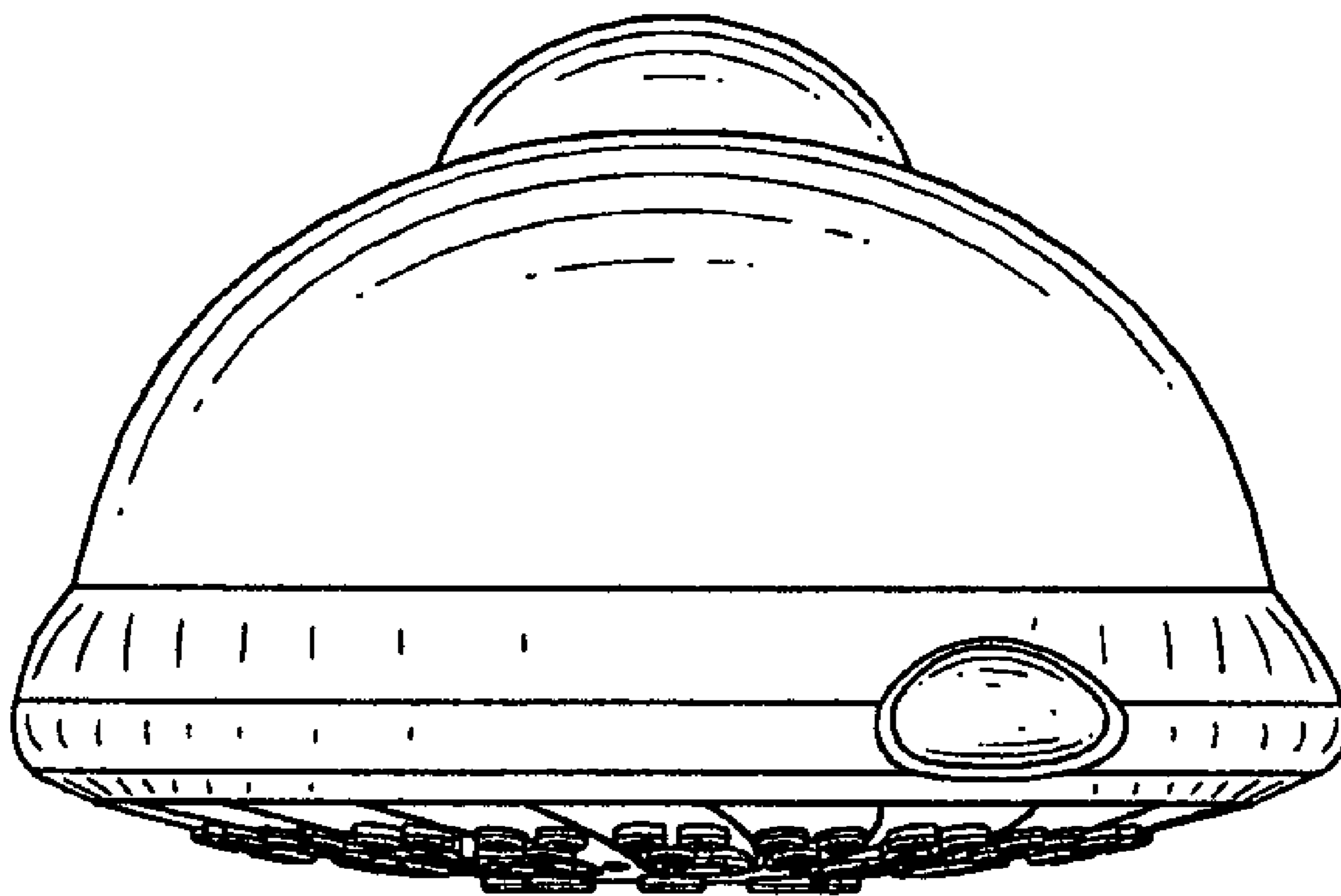


FIG. 6

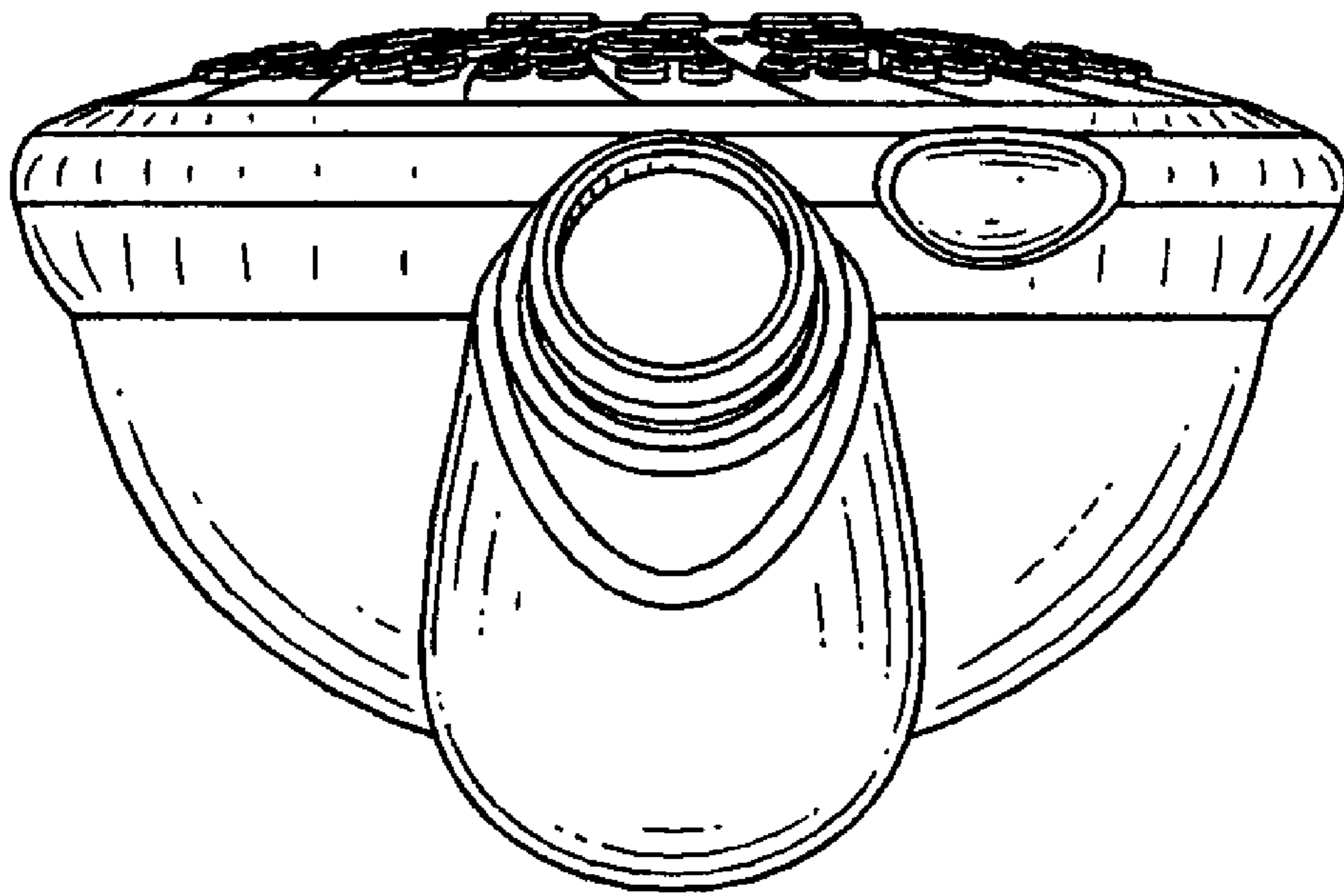


FIG. 7