



US00D578602S

(12) **United States Design Patent**
Kalb

(10) **Patent No.:** **US D578,602 S**
(45) **Date of Patent:** **** Oct. 14, 2008**

(54) **DECORATIVE BASEBALL TANK COVER**

Primary Examiner—Robin V Webster
(74) *Attorney, Agent, or Firm*—Frank B. Arenas, Esq.

(76) **Inventor:** **Scott Kalb**, 1960 SE. 150th St.,
Summerfield, FL (US) 34491

(57) **CLAIM**

(**) **Term:** **14 Years**

The ornamental design for a decorative baseball tank cover, as shown and described.

(21) **Appl. No.:** **29/294,407**

(22) **Filed:** **Jan. 9, 2008**

DESCRIPTION

(51) **LOC (8) Cl.** **23-01**

FIG. 1 is a perspective view of the decorative baseball tank cover in accordance with my invention;

(52) **U.S. Cl.** **D23/206**

FIG. 2 is a front elevation view of the decorative baseball tank cover;

(58) **Field of Classification Search** D23/202–206;
D21/400; 150/154; D9/451; D6/610

See application file for complete search history.

FIG. 3 is a side view of the decorative baseball tank cover;

(56) **References Cited**

FIG. 4 is a rear view of the decorative baseball tank cover;

U.S. PATENT DOCUMENTS

FIG. 5 is the other side view of the decorative baseball tank cover;

4,811,767 A * 3/1989 Kessler 150/154

FIG. 6 is a top plan view of the decorative baseball tank cover; and,

5,850,706 A * 12/1998 Evans 42/96

FIG. 7 is a bottom plan view of the decorative baseball tank cover.

D477,380 S * 7/2003 Pitts et al. D23/207

6,681,821 B1 * 1/2004 Cirone 150/154

D486,551 S * 2/2004 McQuiston D23/206


D494,250 S * 8/2004 Hartmann D23/206

D517,162 S * 3/2006 Clower D23/206

D559,942 S * 1/2008 Rogers D23/206

* cited by examiner

1 Claim, 1 Drawing Sheet



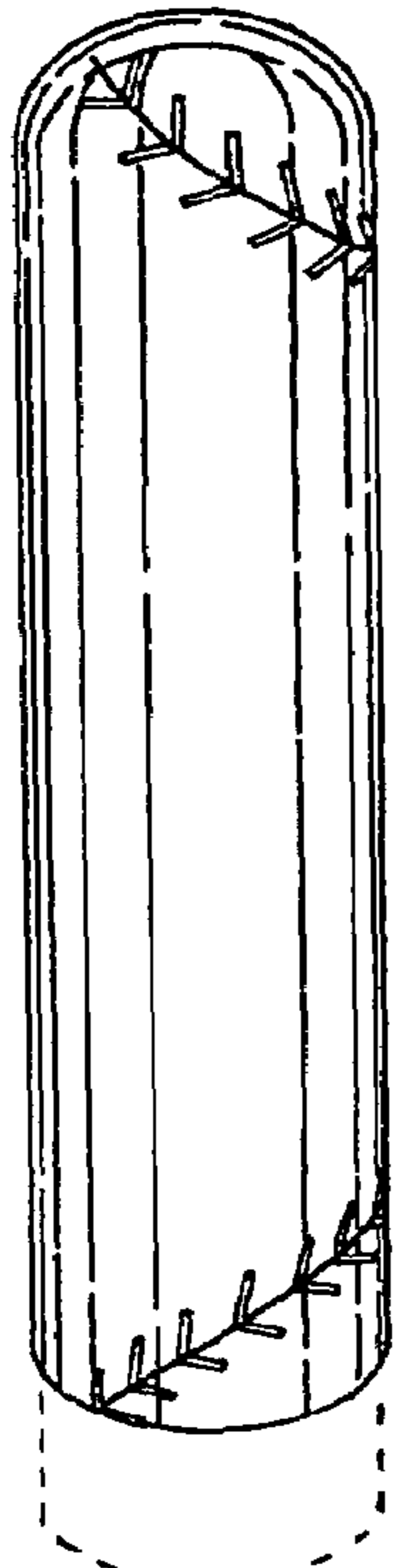


FIG. 1




FIG. 2




FIG. 3

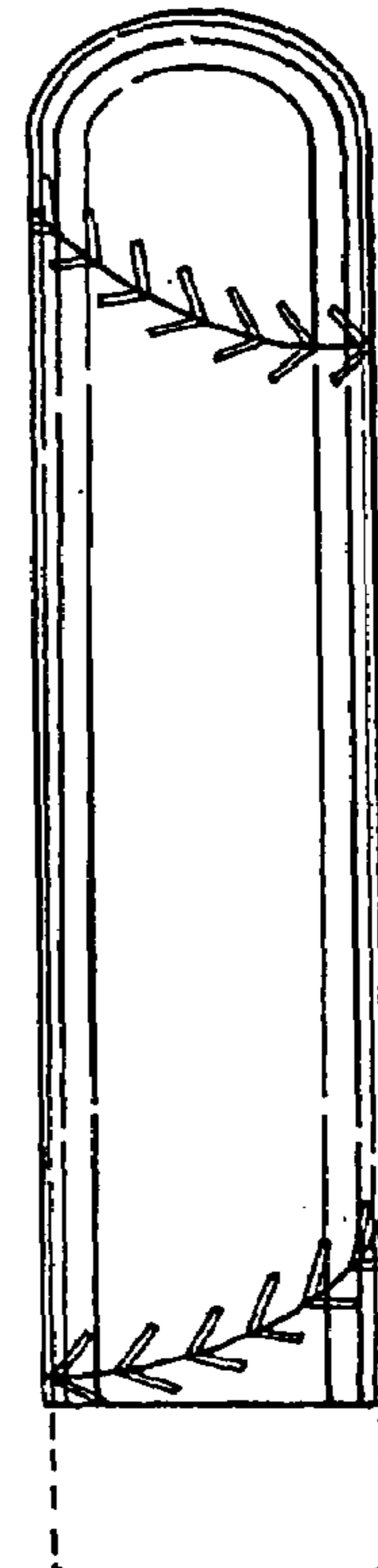


FIG. 4

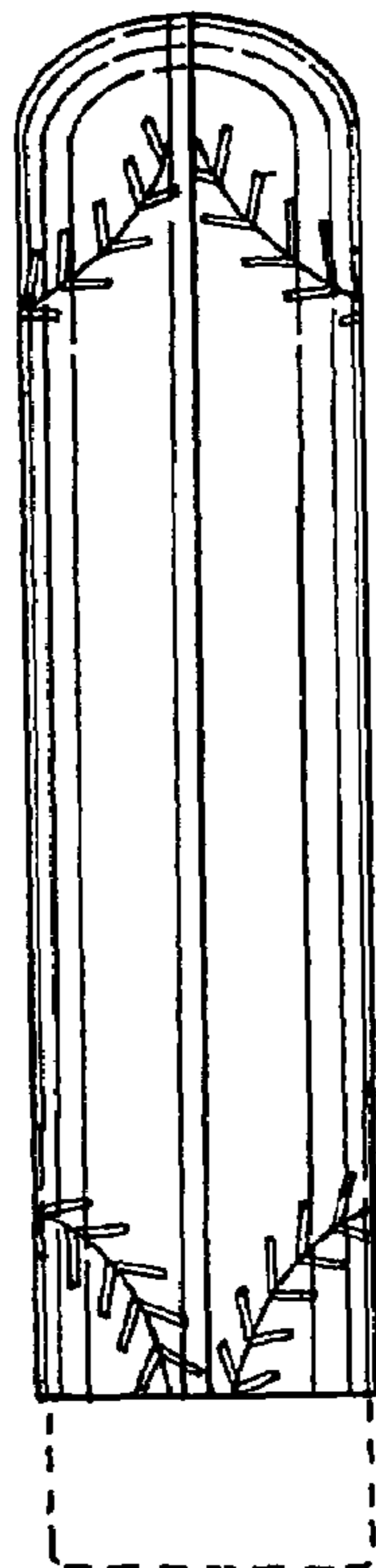


FIG. 5

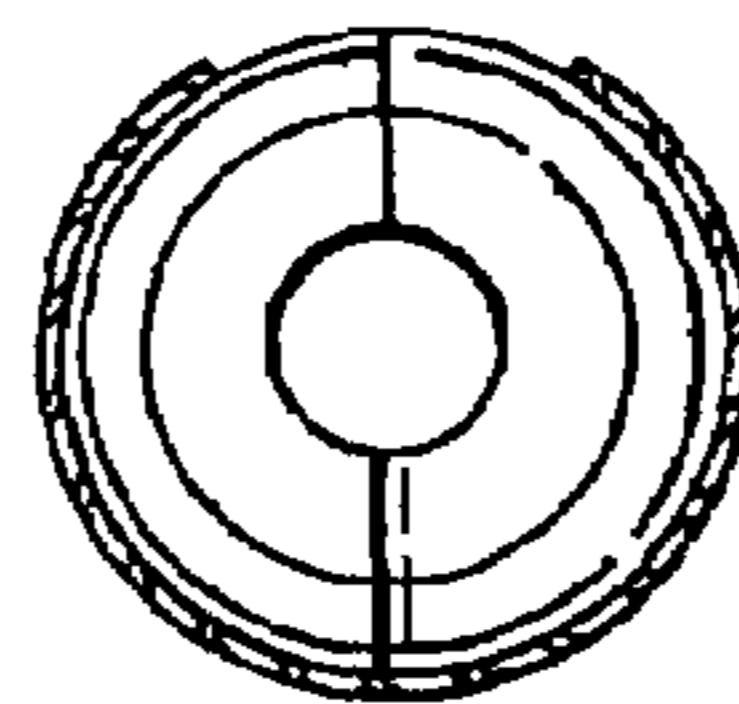


FIG. 6

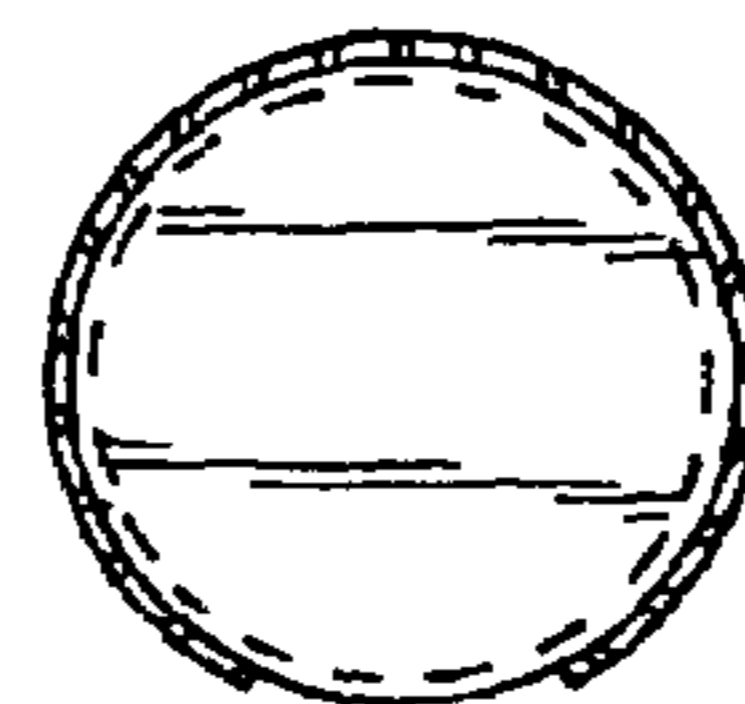


FIG. 7