



US00D578590S

(12) **United States Design Patent**
Schweigert et al.

(10) **Patent No.:** **US D578,590 S**
(45) **Date of Patent:** **** Oct. 14, 2008**

(54) **GOLF CLUB-HEAD**

(75) Inventors: **Bradley D. Schweigert**, Anthem, AZ
(US); **Xiaojian Chen**, Phoenix, AZ
(US); **Michael R. Nicolette**, Scottsdale,
AZ (US)

(73) Assignee: **Karsten Manufacturing Corporation**,
Phoenix, AZ (US)

(**) Term: **14 Years**

(21) Appl. No.: **29/306,075**

(22) Filed: **Apr. 1, 2008**

(51) **LOC (8) Cl.** **21-02**

(52) **U.S. Cl.** **D21/759**

(58) **Field of Classification Search** D21/747-751,
D21/759; 473/324-331, 350

See application file for complete search history.

(56) **References Cited**

U.S. PATENT DOCUMENTS

D244,558 S	5/1977	Elkins, Jr.	
D361,813 S	8/1995	Guibaud et al.	
5,492,327 A	2/1996	Biafore, Jr.	
5,564,705 A	10/1996	Kobayashi et al.	
5,593,356 A	1/1997	Takeda	
5,658,206 A	8/1997	Antonious	
D398,355 S	9/1998	Chou et al.	
D409,702 S	5/1999	Gallagher	
D420,080 S	2/2000	Gates	
6,042,486 A	3/2000	Gallagher	
D424,146 S	5/2000	Maltby	
D428,632 S	7/2000	Besnard et al.	
D435,073 S	12/2000	Stone et al.	
D435,277 S	12/2000	Erickson et al.	
6,210,290 B1 *	4/2001	Erickson et al.	473/345
D442,245 S	5/2001	Roach et al.	

6,251,029 B1	6/2001	Roberts	
D445,862 S	7/2001	Ford	
D453,949 S *	2/2002	Helmstetter et al.	D21/747
D480,440 S *	10/2003	Rollinson et al.	D21/749
D481,775 S	11/2003	Best	

(Continued)

OTHER PUBLICATIONS

Bradley D. Schweigert, et al., "Golf Iron Head," U.S. Appl. No. 29/306,077, filed Apr. 1, 2008.

Primary Examiner—Mitchell I Siegel

(57) **CLAIM**

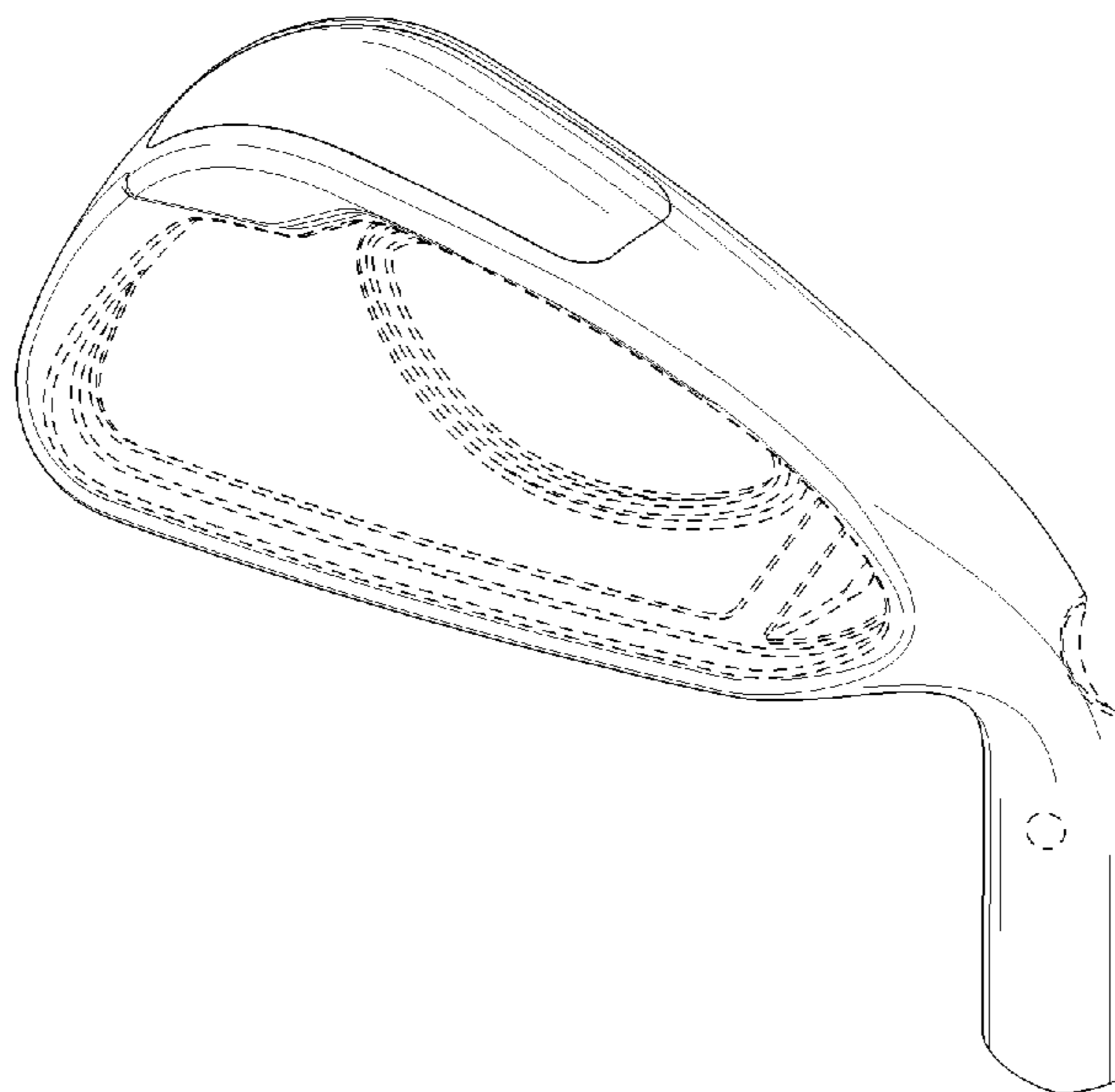
The ornamental design for a golf club head, as shown and described.

DESCRIPTION

FIG. 1 is a top perspective view of the golf club head;
FIG. 2 is a bottom perspective view of the golf club head of FIG. 1;
FIG. 3 is a front elevational view of the golf club head of FIG. 1;
FIG. 4 is a rear elevational view of the golf club head of FIG. 1;
FIG. 5 is a top view of the golf club head of FIG. 1;
FIG. 6 is a bottom view of the golf club head of FIG. 1;
FIG. 7 is a heel end view of the golf club head of FIG. 1; and,
FIG. 8 is a toe end view of the golf club head of FIG. 1.

The broken lines shown in one or more of the figures are for illustrative purposes only and form no part of the claimed design.

1 Claim, 3 Drawing Sheets



US D578,590 S

Page 2

U.S. PATENT DOCUMENTS

D494,648 S	8/2004	Schweigert et al.	D526,375 S	8/2006	Kawami	
D494,649 S	8/2004	Imamoto	D528,617 S *	9/2006	Imamoto	D21/749
D495,390 S	8/2004	Pinder	D530,759 S *	10/2006	Nicolette et al.	D21/749
D500,350 S	12/2004	Schweigert et al.	D530,760 S	10/2006	Schweigert et al.	
D500,351 S	12/2004	Schweigert et al.	D532,849 S *	11/2006	Nicolette et al.	D21/748
D502,237 S	2/2005	Schweigert et al.	D534,228 S *	12/2006	Nicolette et al.	D21/749
D502,975 S	3/2005	Schweigert et al.	D534,597 S *	1/2007	Nicolette et al.	D21/749
D504,925 S	5/2005	Schweigert et al.	D536,759 S *	2/2007	Schweigert et al.	D21/747
D505,171 S	5/2005	Schweigert et al.	D538,366 S	3/2007	Nicolette et al.	
D507,321 S	7/2005	Dogan et al.	D539,863 S	4/2007	Nunez et al.	
D507,614 S	7/2005	Schweigert et al.	D541,360 S	4/2007	Schweigert et al.	
D508,099 S	8/2005	Schweigert et al.	D549,795 S	8/2007	Rollinson	
D509,868 S	9/2005	Imamoto	D550,316 S	9/2007	Nagai et al.	
D514,183 S	1/2006	Schweigert et al.	D554,215 S	10/2007	Ruggiero et al.	
D516,649 S	3/2006	Imamoto	D561,855 S	2/2008	Schweigert et al.	
7,066,834 B2	6/2006	Yamamoto	D562,925 S	2/2008	Schweigert et al.	
D525,330 S *	7/2006	Imamoto	2007/0281796 A1	12/2007	Gilbert et al.	

* cited by examiner

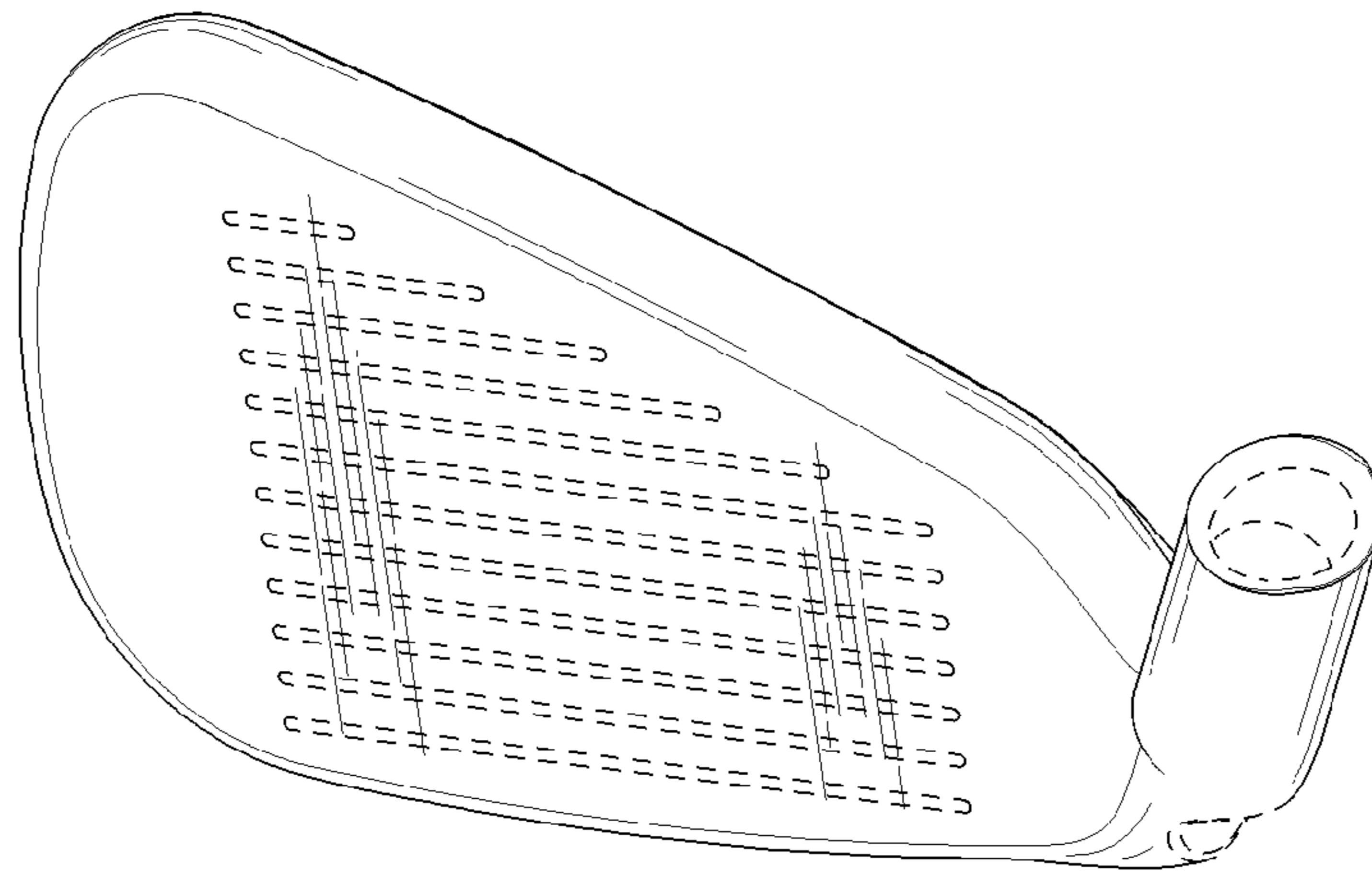


FIG. 1

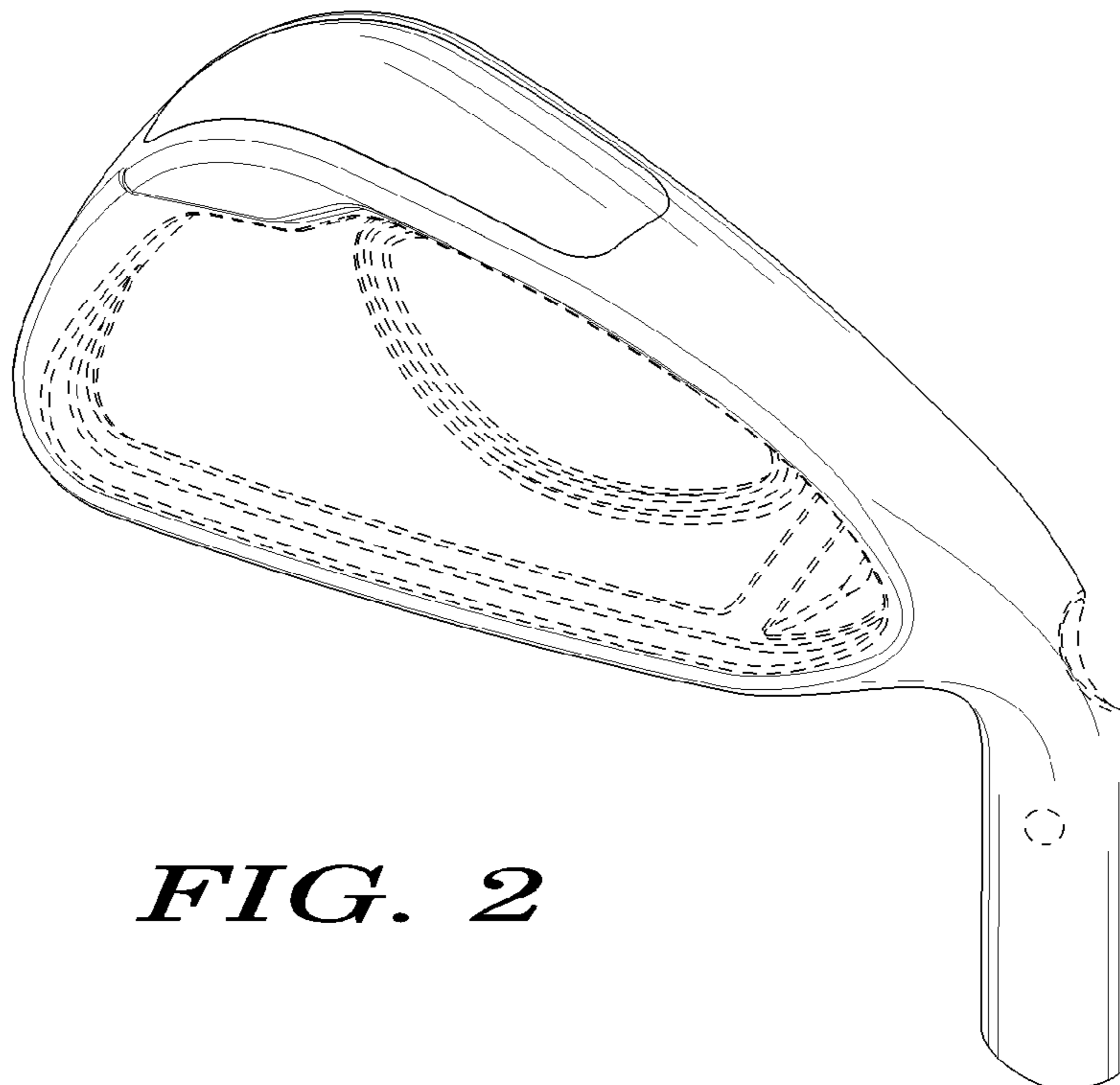


FIG. 2

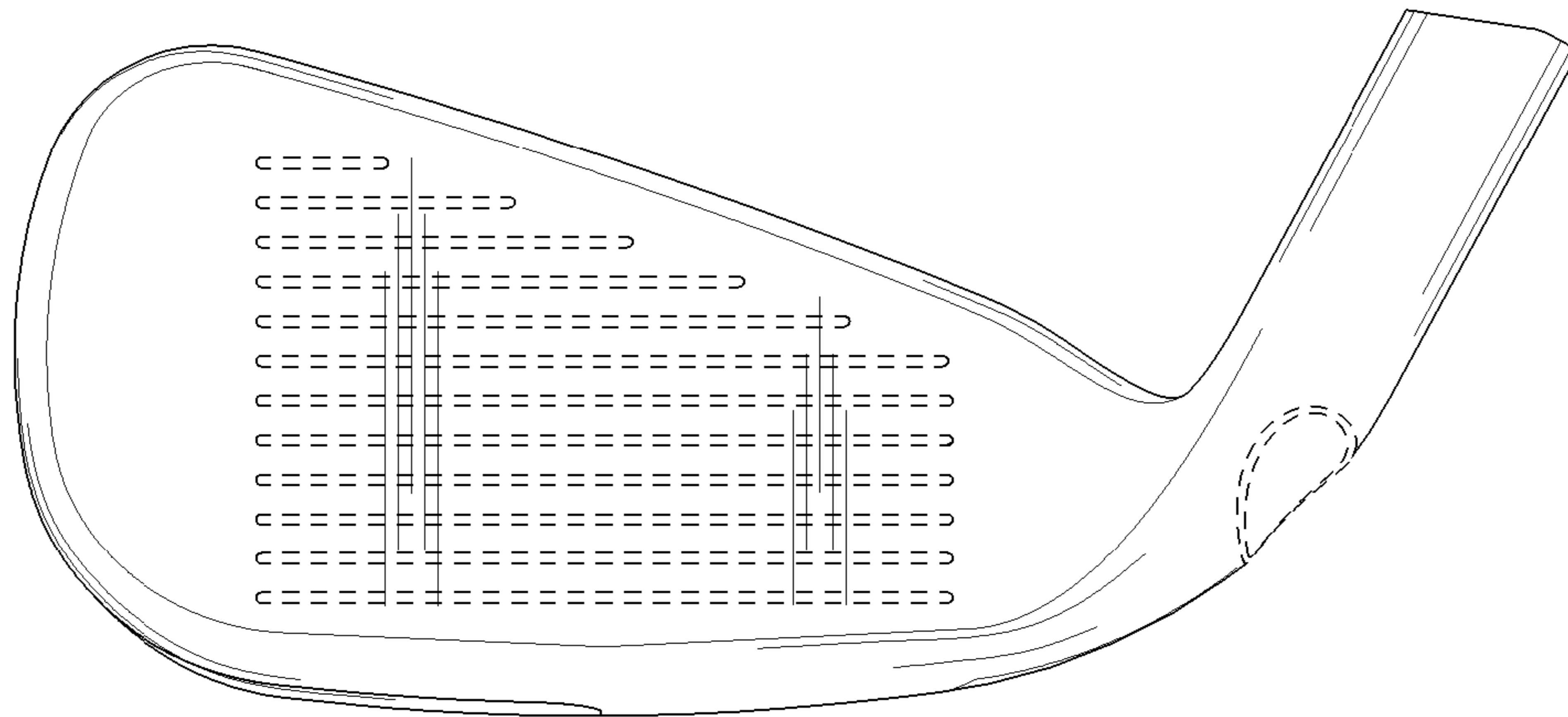


FIG. 3

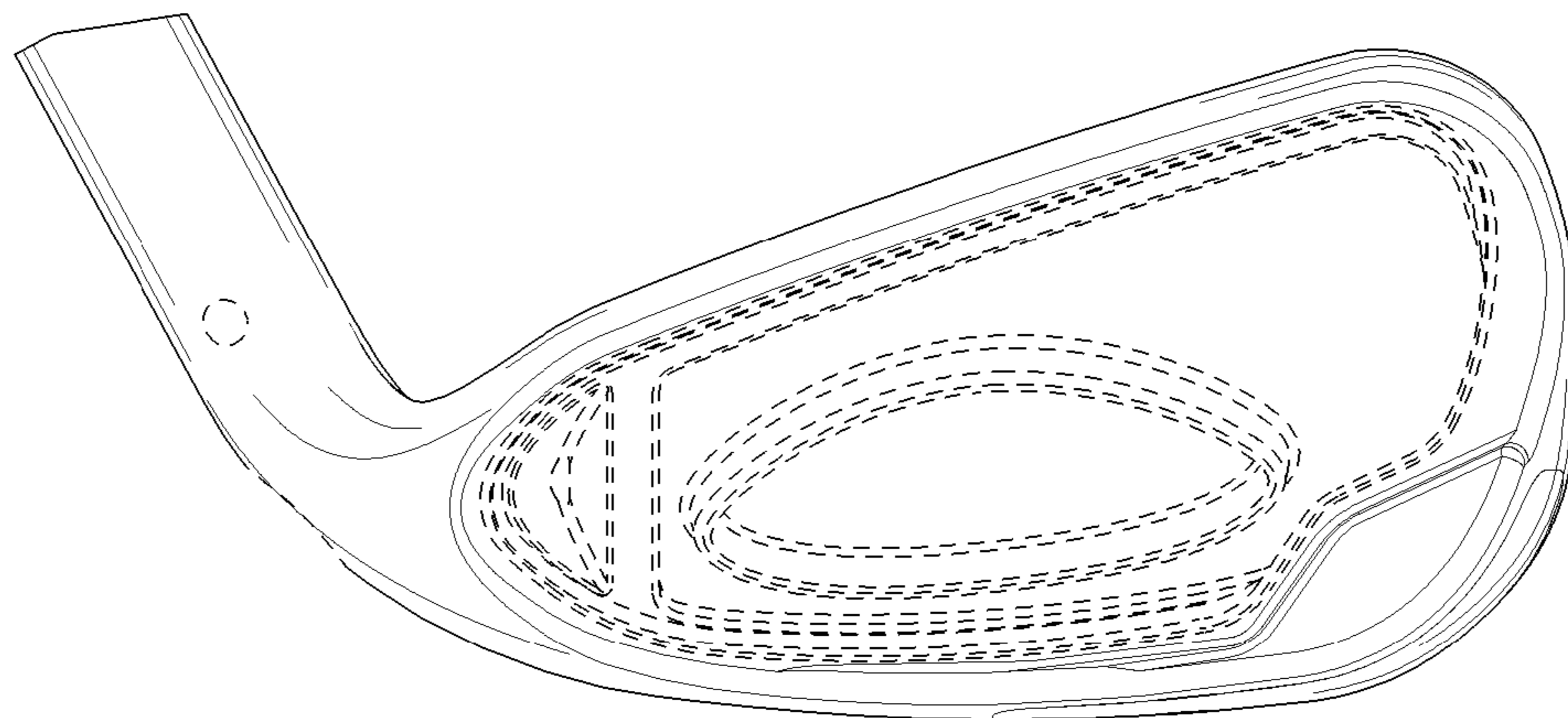


FIG. 4

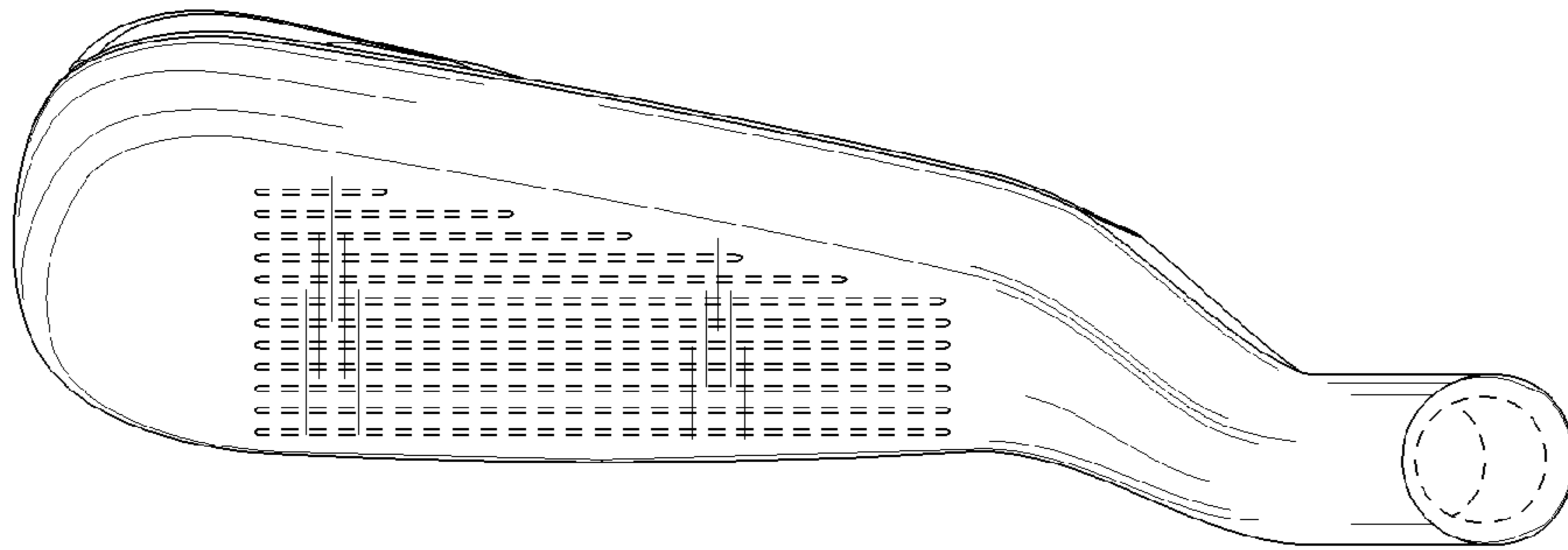


FIG. 5

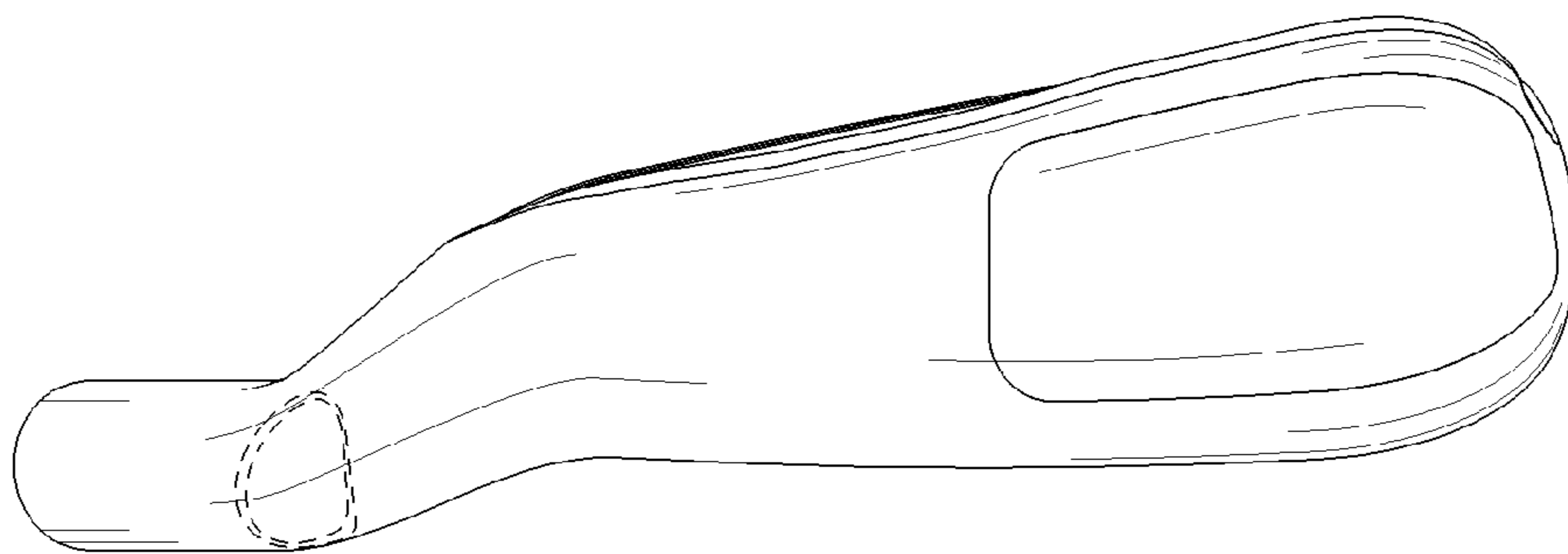


FIG. 6

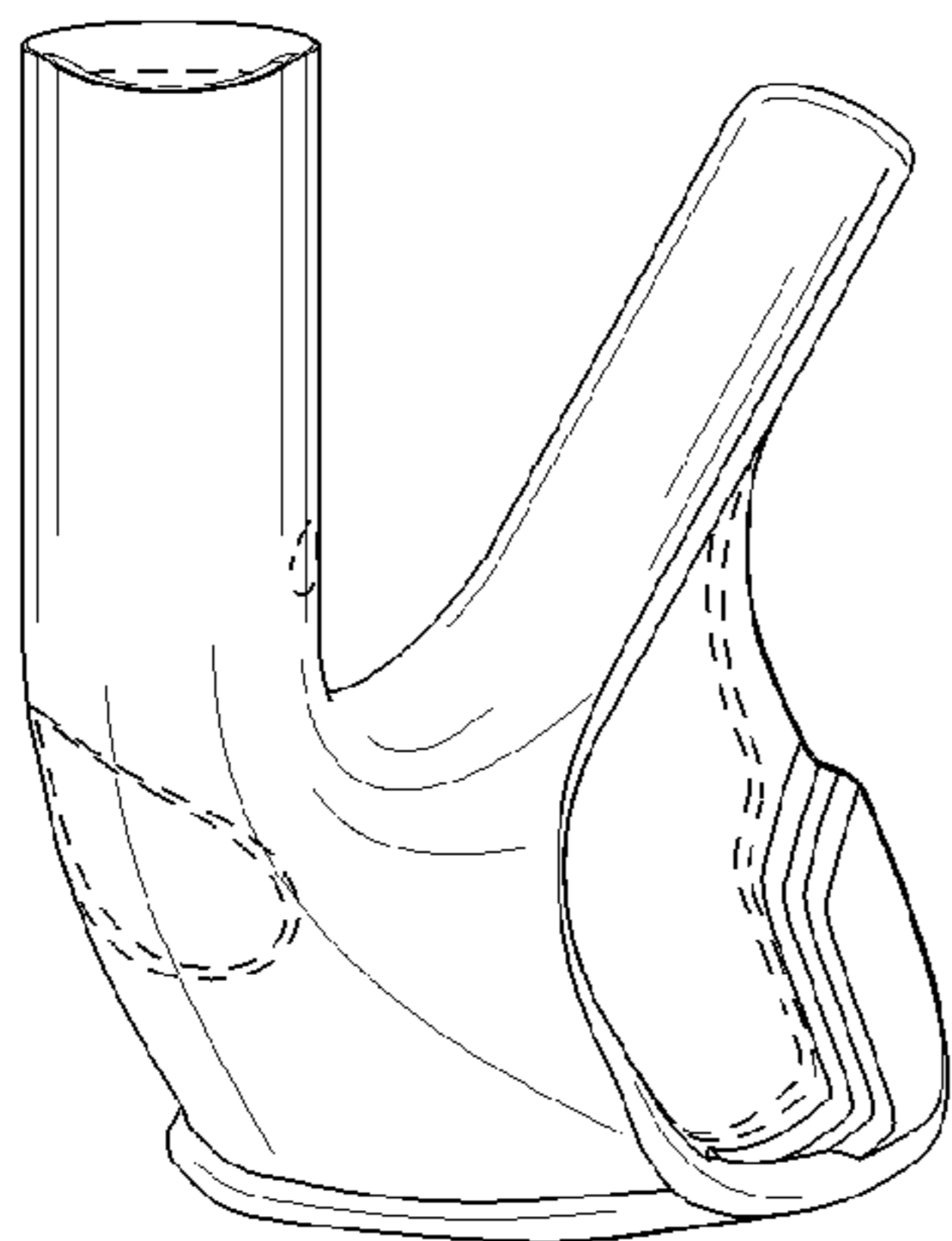


FIG. 7

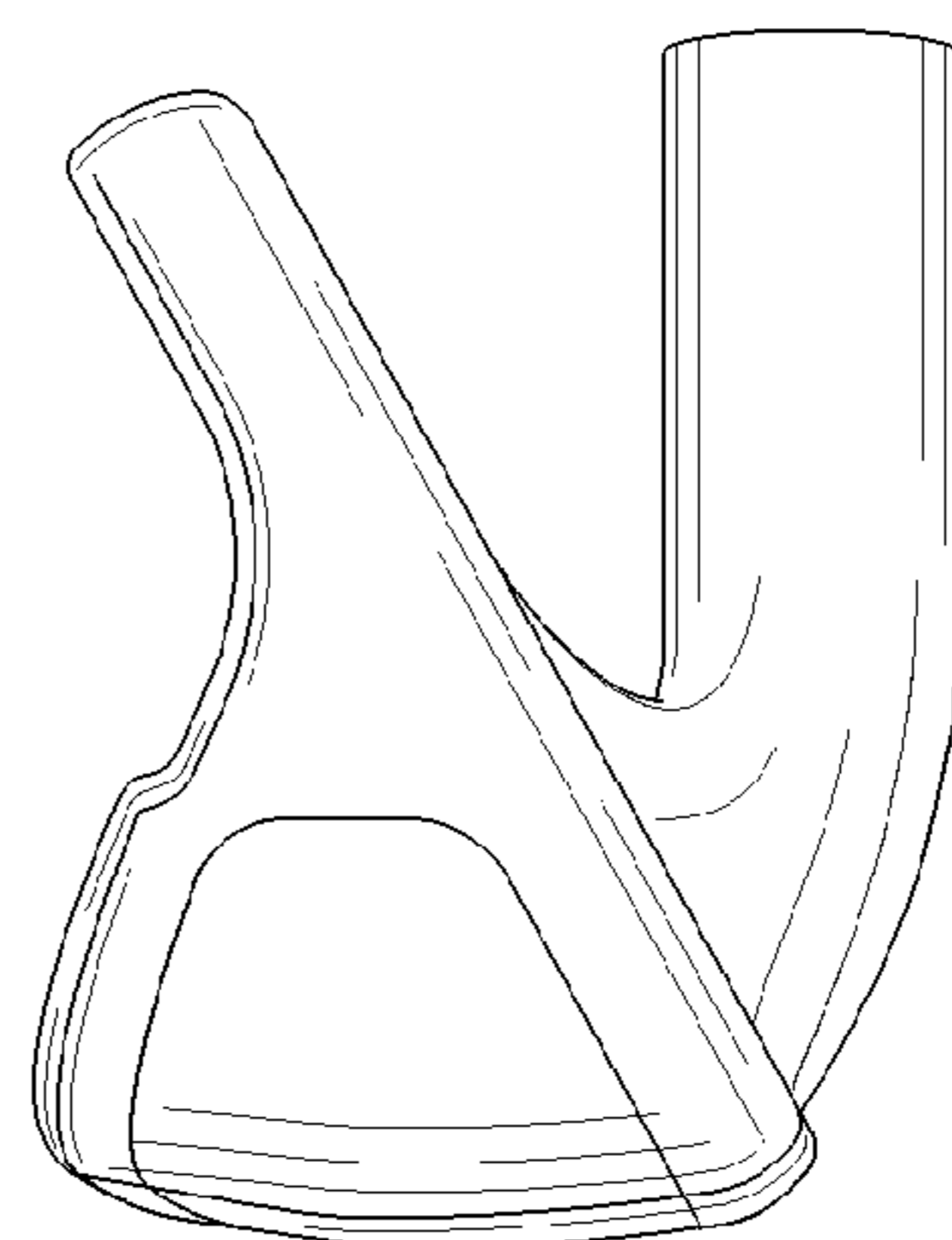


FIG. 8