



US00D578581S

(12) **United States Design Patent**
Smith

(10) **Patent No.:** **US D578,581 S**
(45) **Date of Patent:** **** Oct. 14, 2008**

(54) **POCKET ABRASIVE SHARPENER**

(75) Inventor: **Richard Smith**, Hot Springs, AR (US)

(73) Assignee: **Smith Abrasives, Inc.**, Hot Springs, AR (US)

(**) Term: **14 Years**

(21) Appl. No.: **29/289,708**

(22) Filed: **Jul. 30, 2007**

(51) **LOC (8) Cl.** **21-02**

(52) **U.S. Cl.** **D21/667**

(58) **Field of Classification Search** D21/662,
D21/663, 664, 665, 666, 667, 668, 669, 694,
D21/697; 482/51, 57, 64, 65

See application file for complete search history.

(56) **References Cited**

U.S. PATENT DOCUMENTS

| | | | | | | |
|-----------|---|---|---------|--------------|-------|---------|
| D266,393 | S | * | 10/1982 | Mayer et al. | | D8/93 |
| D276,884 | S | * | 12/1984 | Carter | | D8/93 |
| D276,885 | S | * | 12/1984 | Hall | | D8/93 |
| D277,166 | S | * | 1/1985 | Call | | D8/93 |
| 4,494,340 | A | * | 1/1985 | Carter | | 451/555 |
| 4,731,957 | A | * | 3/1988 | Weisinger | | 451/558 |
| D304,153 | S | * | 10/1989 | Reichow | | D8/93 |
| D375,442 | S | * | 11/1996 | Hughes | | D8/91 |
| D499,004 | S | * | 11/2004 | Smith | | D8/93 |

* cited by examiner

Primary Examiner—Philip S Hyder

(74) *Attorney, Agent, or Firm*—Edward D. Gilhooly

(57) **CLAIM**

The ornamental design for a pocket abrasive sharpener, as shown and described.

DESCRIPTION

FIG. 1 is a rear perspective view of the ornamental design for a pocket abrasive sharpener of the invention with the pull-out abrasive rod in a stored position;

FIG. 2 is a left end elevational view, of the ornamental design for a pocket abrasive sharpener of FIG. 1;

FIG. 3 is a front elevational view of the ornamental design for a pocket abrasive sharpener of FIG. 1;

FIG. 4 is a right end elevational view of the ornamental design for an abrasive sharpener of FIG. 1;

FIG. 5 is a front elevation view of the ornamental design for a pocket abrasive sharpener of FIG. 1;

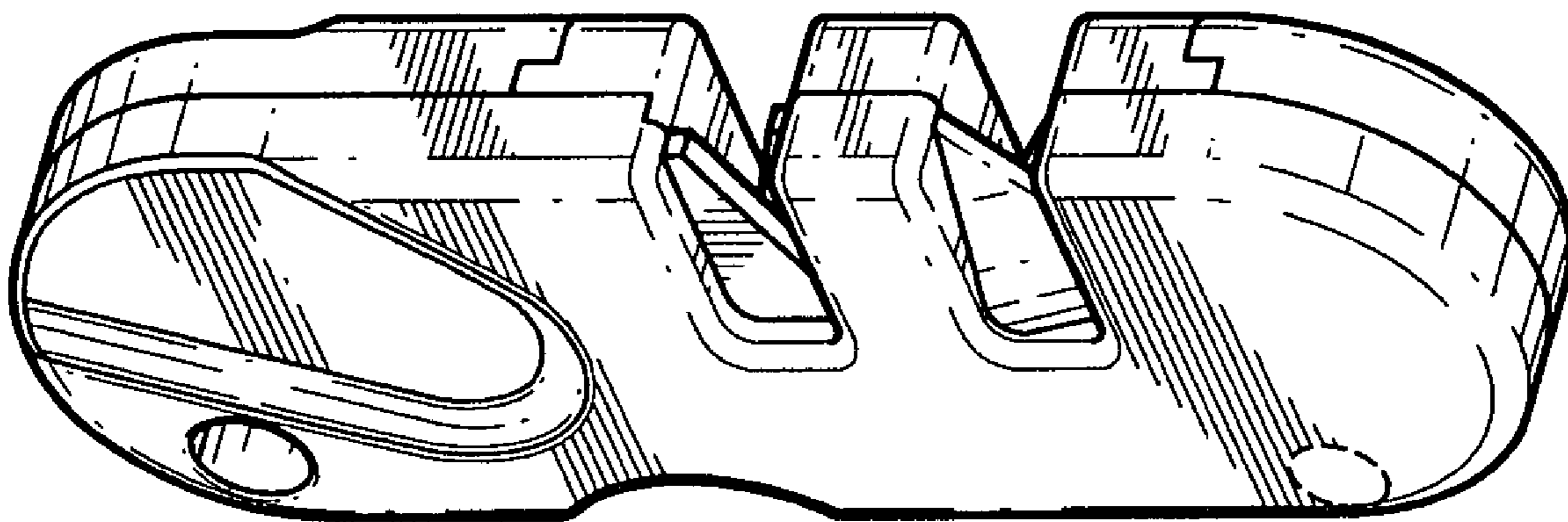
FIG. 6 is a top plan view of the ornamental design for a pocket abrasive sharpener of FIG. 1;

FIG. 7 is a bottom plan view of the ornamental design for a pocket abrasive sharpener of FIG. 1;

FIG. 8 is a right end elevational view of the ornamental design for a pocket abrasive sharpener of FIG. 1 with the pull-out abrasive rod in an extended external position; and,

FIG. 9 is a front elevational view of the ornamental design for a pocket abrasive sharpener of FIG. 8.

1 Claim, 3 Drawing Sheets



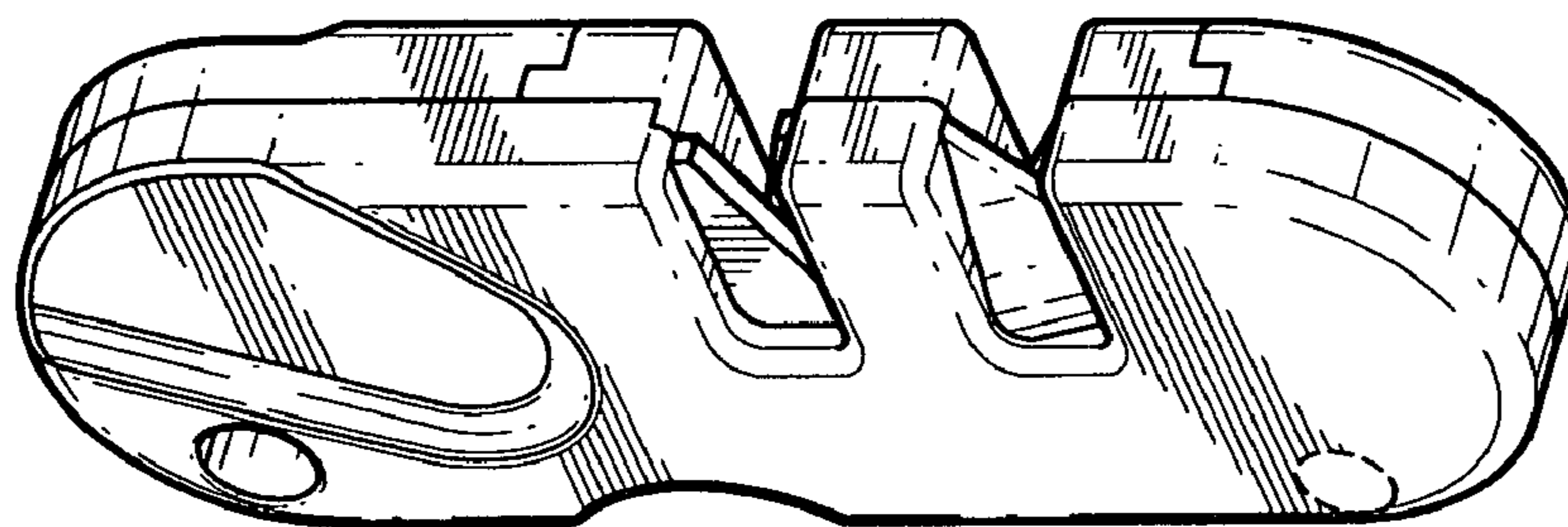


FIG. 1

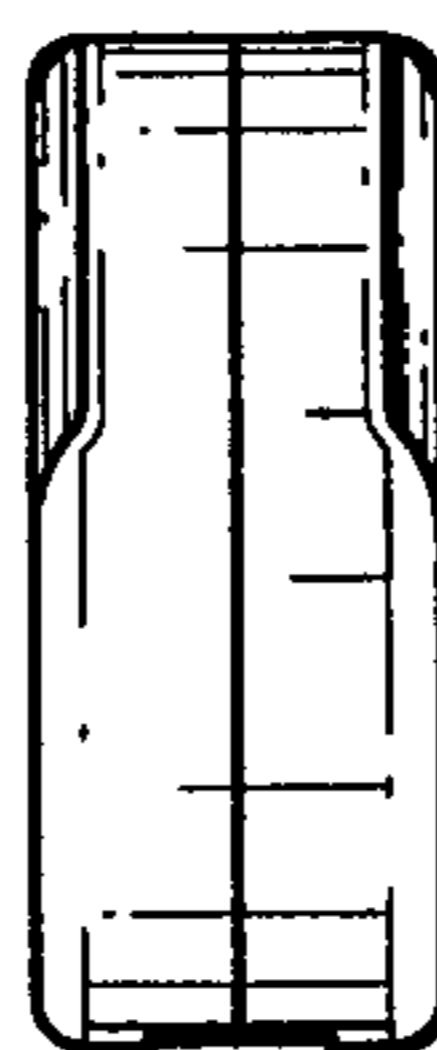


FIG. 2

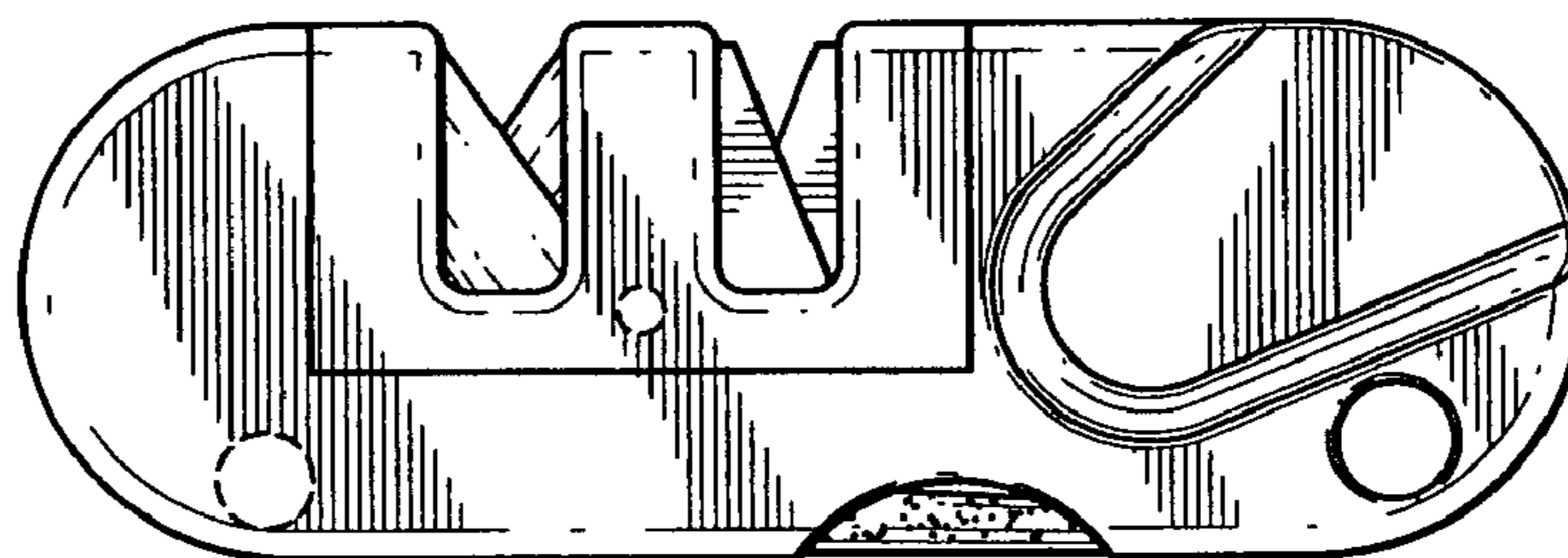


FIG. 3

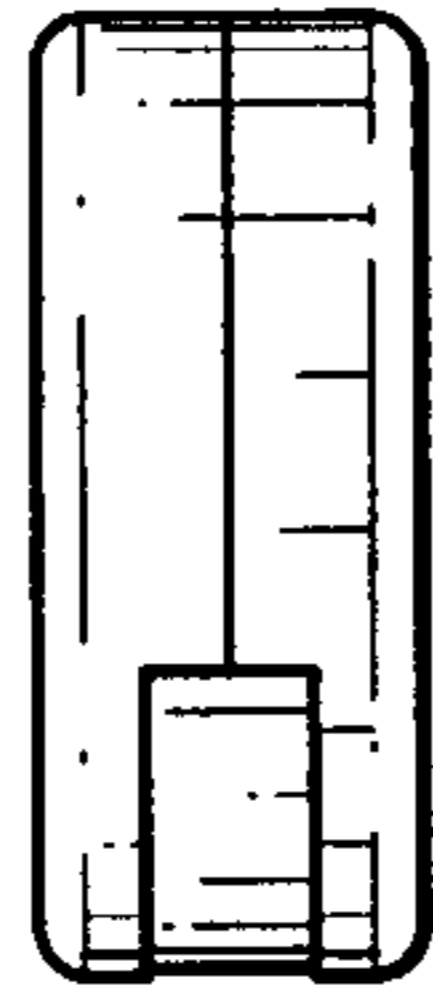


FIG. 4

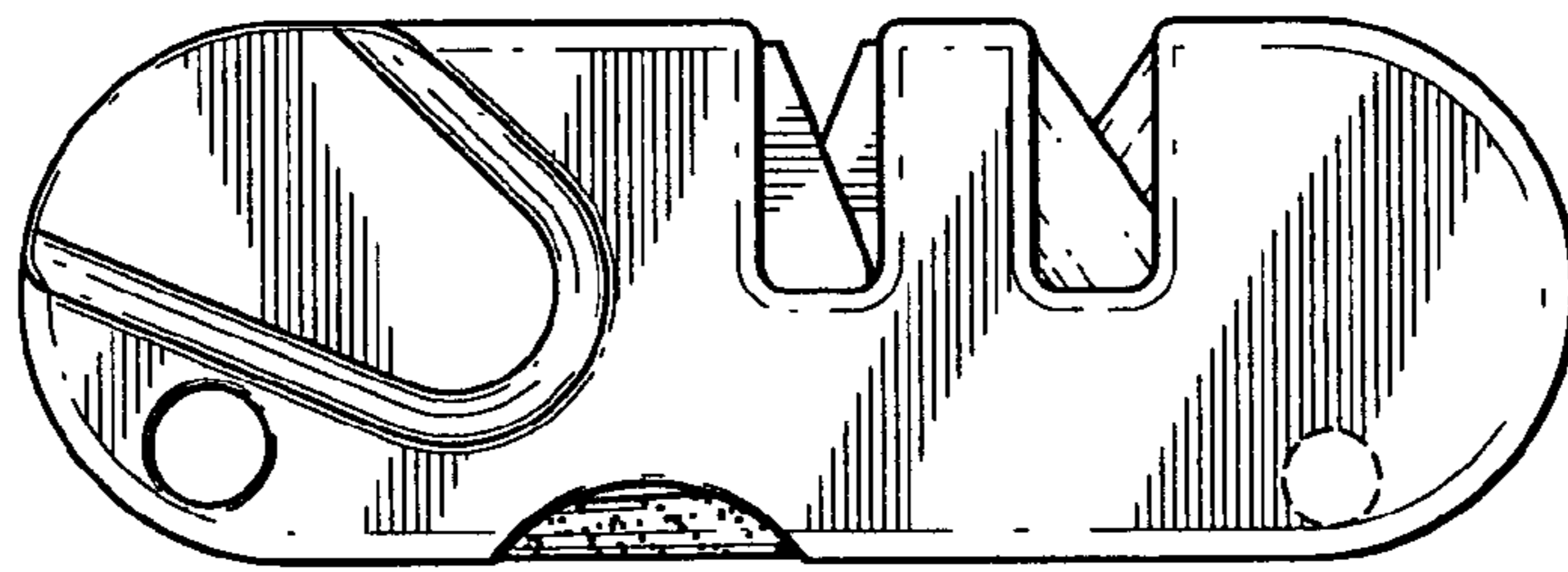


FIG. 5

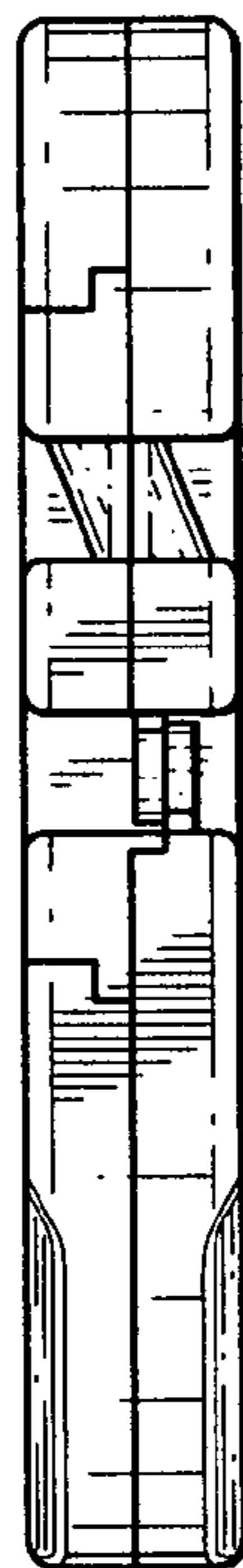


FIG. 6

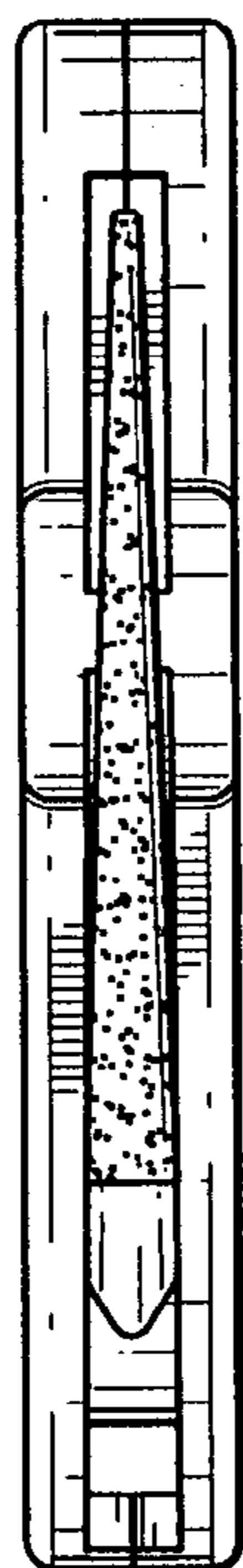


FIG. 7

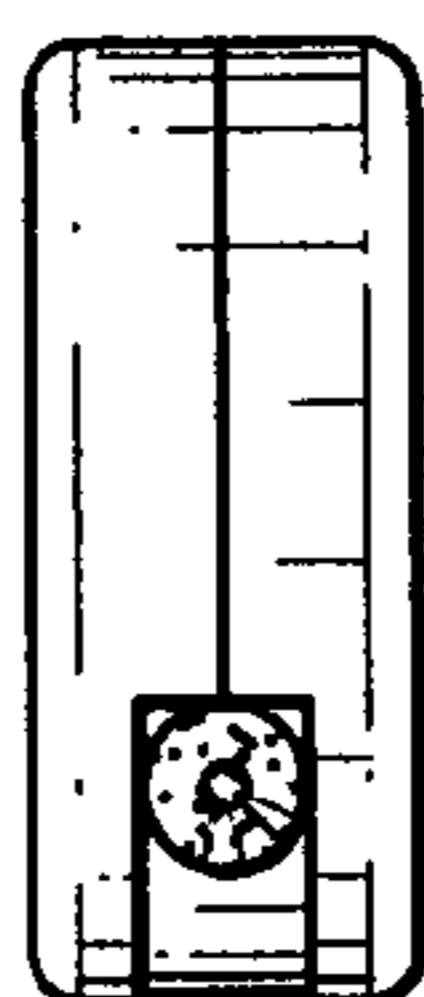


FIG. 8

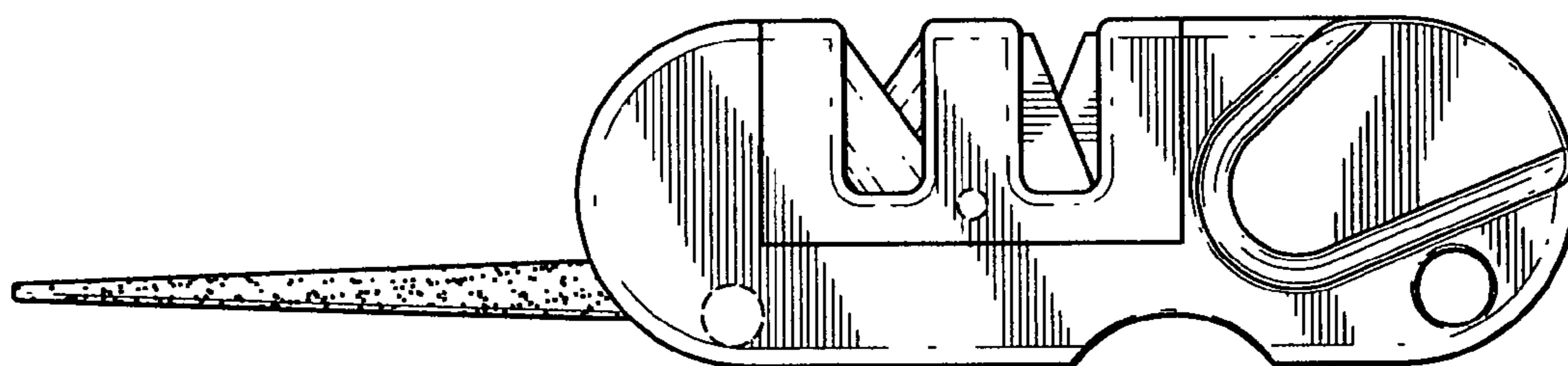


FIG. 9