



US00D578571S

(12) **United States Design Patent**
Yeh

(10) **Patent No.:** **US D578,571 S**
(45) **Date of Patent:** **** Oct. 14, 2008**

(54) **PEN**
(76) Inventor: **Kun-Tsai Yeh**, No. 68, Alley 42, Lane 338, Sec. 3, Tung-Men Rd., Tainan (TW)

(**) Term: **14 Years**

(21) Appl. No.: **29/276,763**

(22) Filed: **Feb. 3, 2007**

(51) **LOC (8) Cl.** **19-06**

(52) **U.S. Cl.** **D19/44**

(58) **Field of Classification Search** D19/35,
D19/36, 41-51, 53-57; 24/11 R, 11 F, 11 P;
401/52, 99, 100, 104-109, 192, 195, 196
See application file for complete search history.

(56) **References Cited**

U.S. PATENT DOCUMENTS

D436,879 S *	1/2001	Deguchi et al.	D10/104
D446,242 S *	8/2001	Stukenkemper	D19/43
D465,805 S *	11/2002	Hu	D19/36
D483,784 S *	12/2003	Ting	D16/208
D495,076 S *	8/2004	Mandel	D26/37
D504,187 S *	4/2005	Man	D26/37
7,097,377 B1 *	8/2006	Rigoni	401/195
D541,858 S *	5/2007	Yeh	D19/44

D547,800 S * 7/2007 Gallay et al. D19/41

FOREIGN PATENT DOCUMENTS

WO DM/062863 * 1/2003

* cited by examiner

Primary Examiner—Elizabeth A Albert

(74) *Attorney, Agent, or Firm*—Pai Patent & Trademark Law Firm; Chao-Chang David Pai

(57) **CLAIM**

The ornamental design for a pen, as shown and described.

DESCRIPTION

FIG. 1 is a perspective view of a pen in accordance with my new design;

FIG. 2 is a front view of the pen in FIG. 1;

FIG. 3 is a rear view of the pen in FIG. 1;

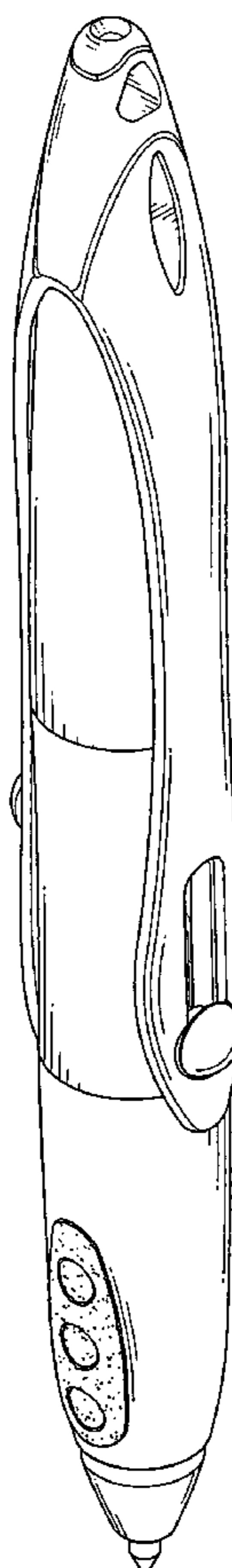
FIG. 4 is a left side view of the pen in FIG. 1;

FIG. 5 is a right side view of the pen in FIG. 1;

FIG. 6 is an enlarged top view of the pen in FIG. 1; and,

FIG. 7 is an enlarged bottom view of the pen in FIG. 1; wherein the stippling shown on the grip of the pen barrel represents a surface texture.

1 Claim, 4 Drawing Sheets



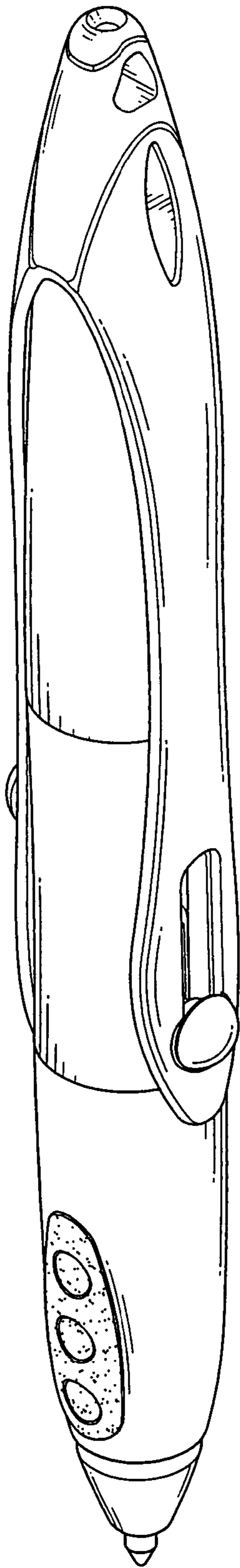


FIG. 1

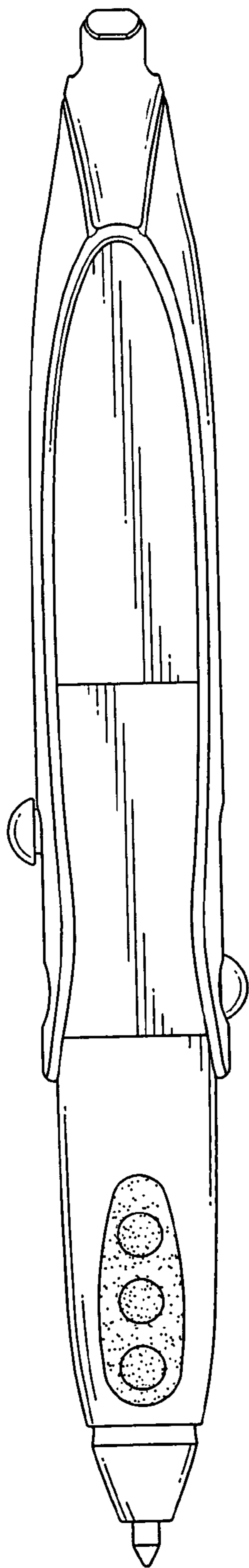


FIG. 2

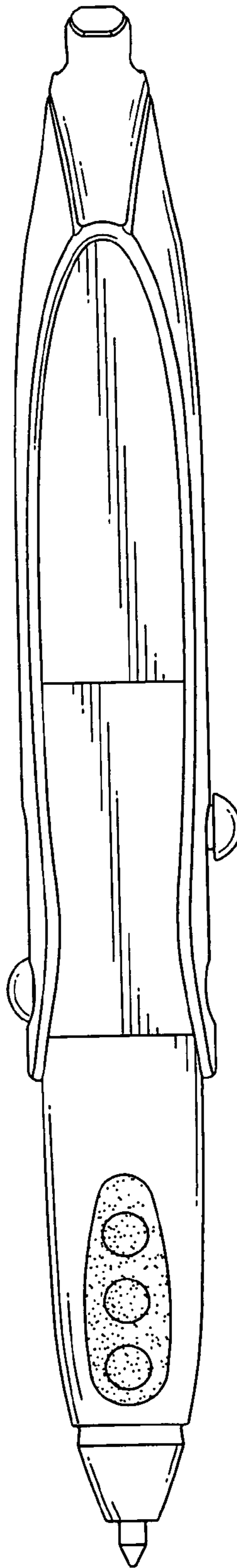


FIG. 3

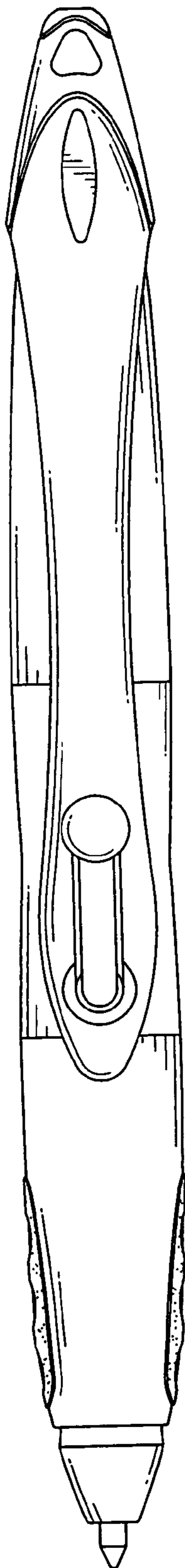


FIG. 4

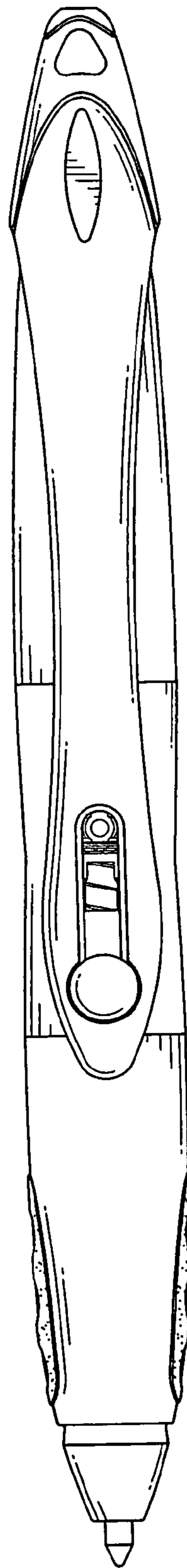


FIG. 5

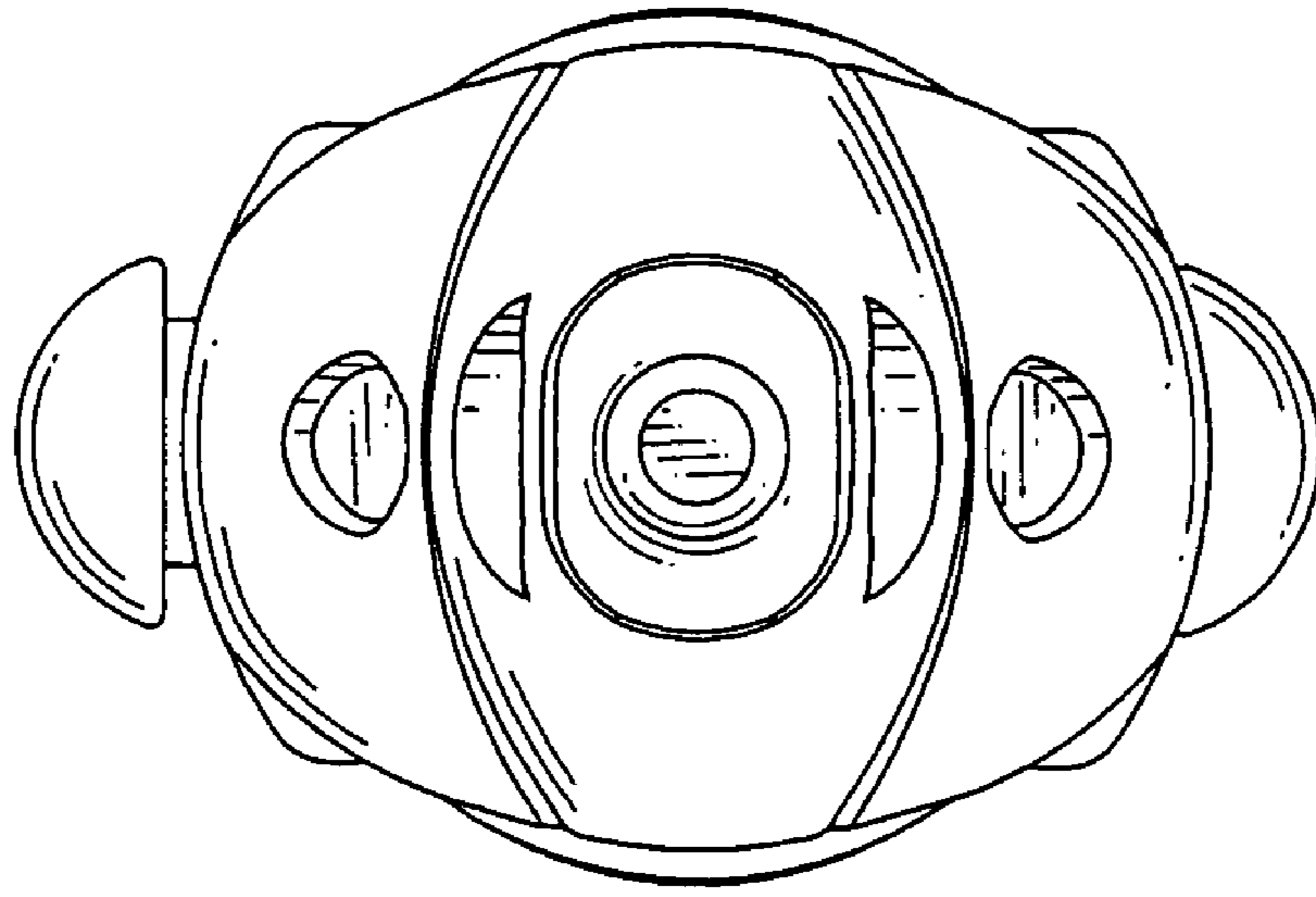


FIG. 6

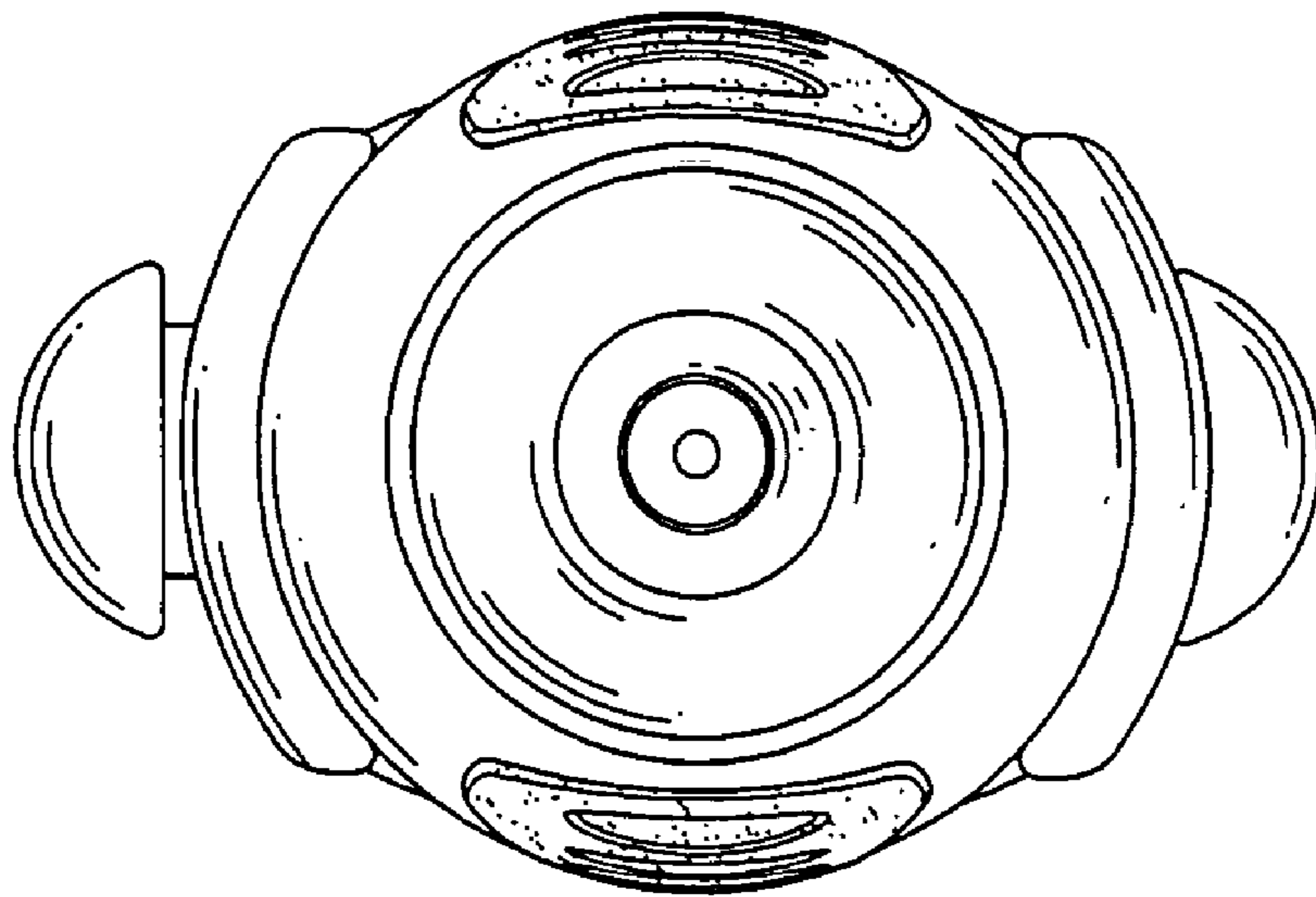


FIG. 7