



US00D578524S

(12) **United States Design Patent**
Yoon

(10) **Patent No.:** **US D578,524 S**
(45) **Date of Patent:** **** Oct. 14, 2008**

(54) **NOTEBOOK COMPUTER**

D524,307 S 7/2006 Kim et al.
D535,652 S 1/2007 Lee et al.
D535,990 S * 1/2007 Zhang et al. D14/315

(75) Inventor: **Sang-Won Yoon**, Seoul (KR)

(73) Assignee: **Samsung Electronics Co., Ltd.**, Suwon, Kyunggi-do (KR)

(**) Term: **14 Years**

(21) Appl. No.: **29/272,054**

(22) Filed: **Jan. 31, 2007**

(51) **LOC (8) Cl.** **14-02**

(52) **U.S. Cl.** **D14/319**

(58) **Field of Classification Search** D14/315-328;
D18/1, 2, 7, 11; 235/145 A, 145 R; 341/22,
341/23; 345/104, 156, 168, 169, 173, 87,
345/901-905; 361/680-686; 400/486, 489;
710/14

See application file for complete search history.

(56) **References Cited**

U.S. PATENT DOCUMENTS

D335,870 S 5/1993 Yun
D336,465 S 6/1993 Kim
D338,457 S 8/1993 Kim
D348,442 S 7/1994 Yoon
6,073,187 A * 6/2000 Jacobs et al. 710/14
D489,366 S * 5/2004 Lu D14/318
D492,678 S 7/2004 Kim et al.
D511,515 S * 11/2005 Huang et al. D14/327
D523,010 S 6/2006 Paek et al.
D523,431 S 6/2006 Yoon
D523,851 S 6/2006 Jeong et al.
D523,852 S 6/2006 Kim et al.
D524,306 S 7/2006 Yun et al.

OTHER PUBLICATIONS

U.S. Appl. No. 29/258,109, Applicant: Sang-Won Yoon, filed Apr. 17, 2006 entitled Notebook Computer.
U.S. Appl. No. 29/258,110, Applicant: Sang-Won Yoon, filed Apr. 17, 2006 entitled Notebook Computer.
U.S. Appl. No. 29/269,011, Applicant: Sang-Won Yoon, filed Nov. 17, 2006 entitled Notebook Computer.
U.S. Appl. No. 29/272,052, Applicant: Sang-Won Yoon, filed Jan. 31, 2007 entitled Notebook Computer.

* cited by examiner

Primary Examiner—Freda S Nunn

(74) *Attorney, Agent, or Firm*—Flynn, Thiel, Boutell & Tanis, P.C.

(57) **CLAIM**

The ornamental design for a notebook computer, as shown and described.

DESCRIPTION

FIG. 1 is a top front perspective view of a notebook computer showing my new design;

FIG. 2 is a front elevational view thereof;

FIG. 3 is a rear elevational view thereof;

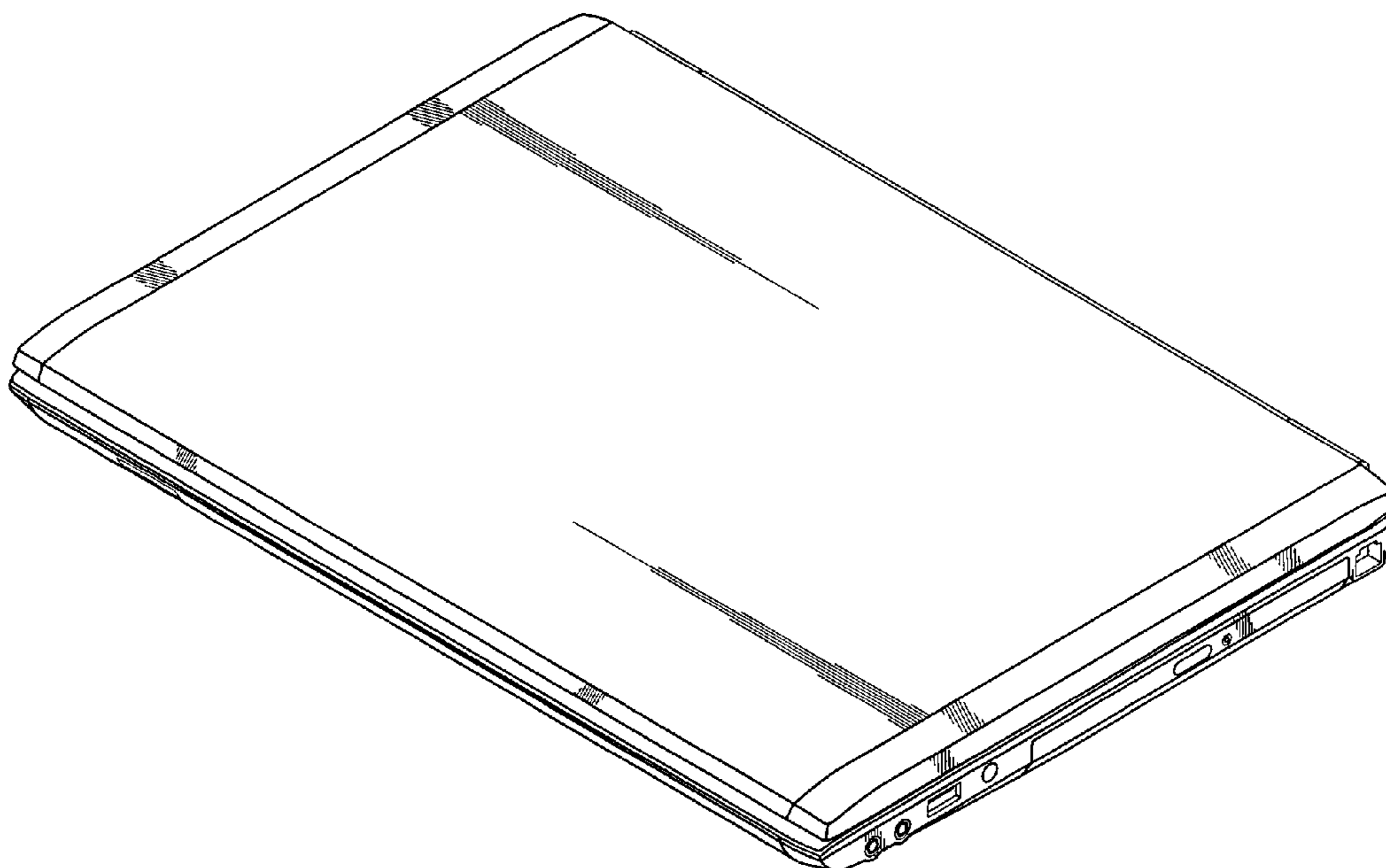
FIG. 4 is a left side elevational view thereof;

FIG. 5 is a right side elevational view thereof;

FIG. 6 is a top plan view thereof; and,

FIG. 7 is a bottom plan view thereof.

1 Claim, 4 Drawing Sheets



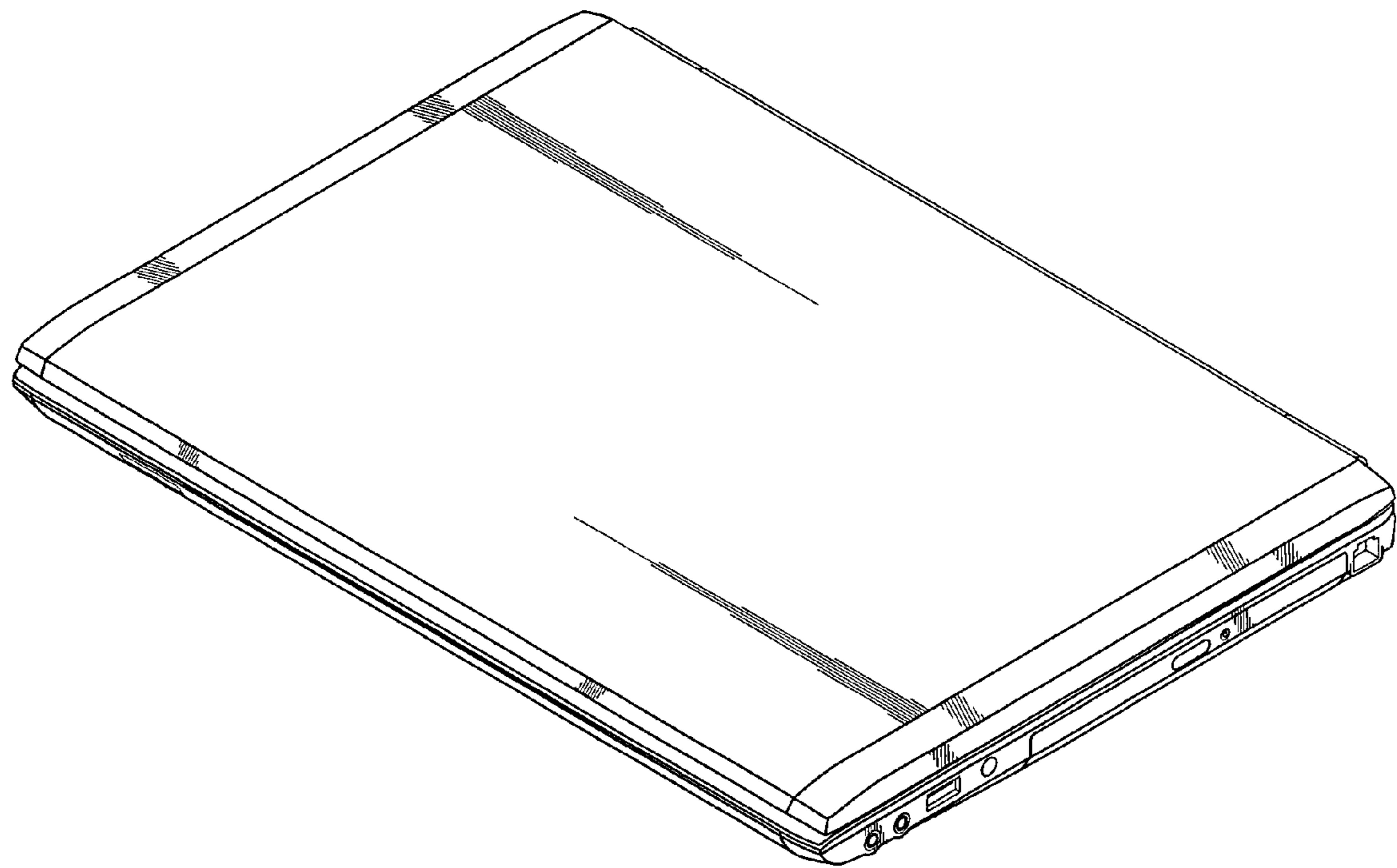


FIG. 1




FIG. 2




FIG. 3

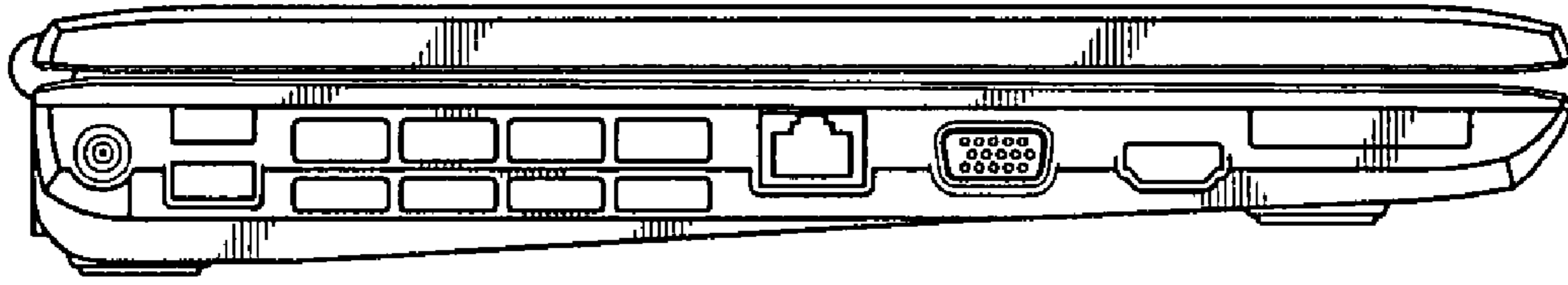


FIG. 4




FIG. 5

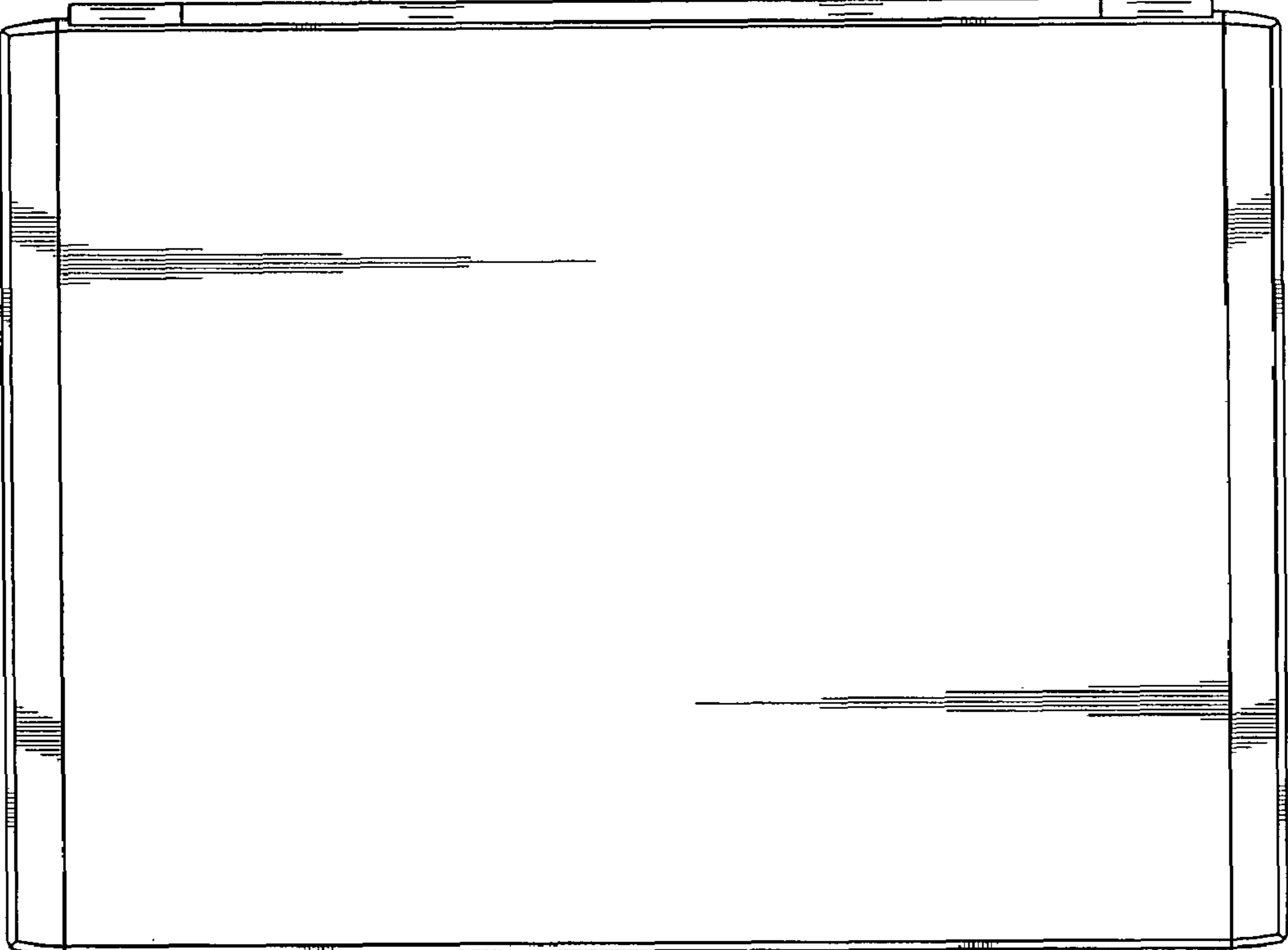


FIG. 6

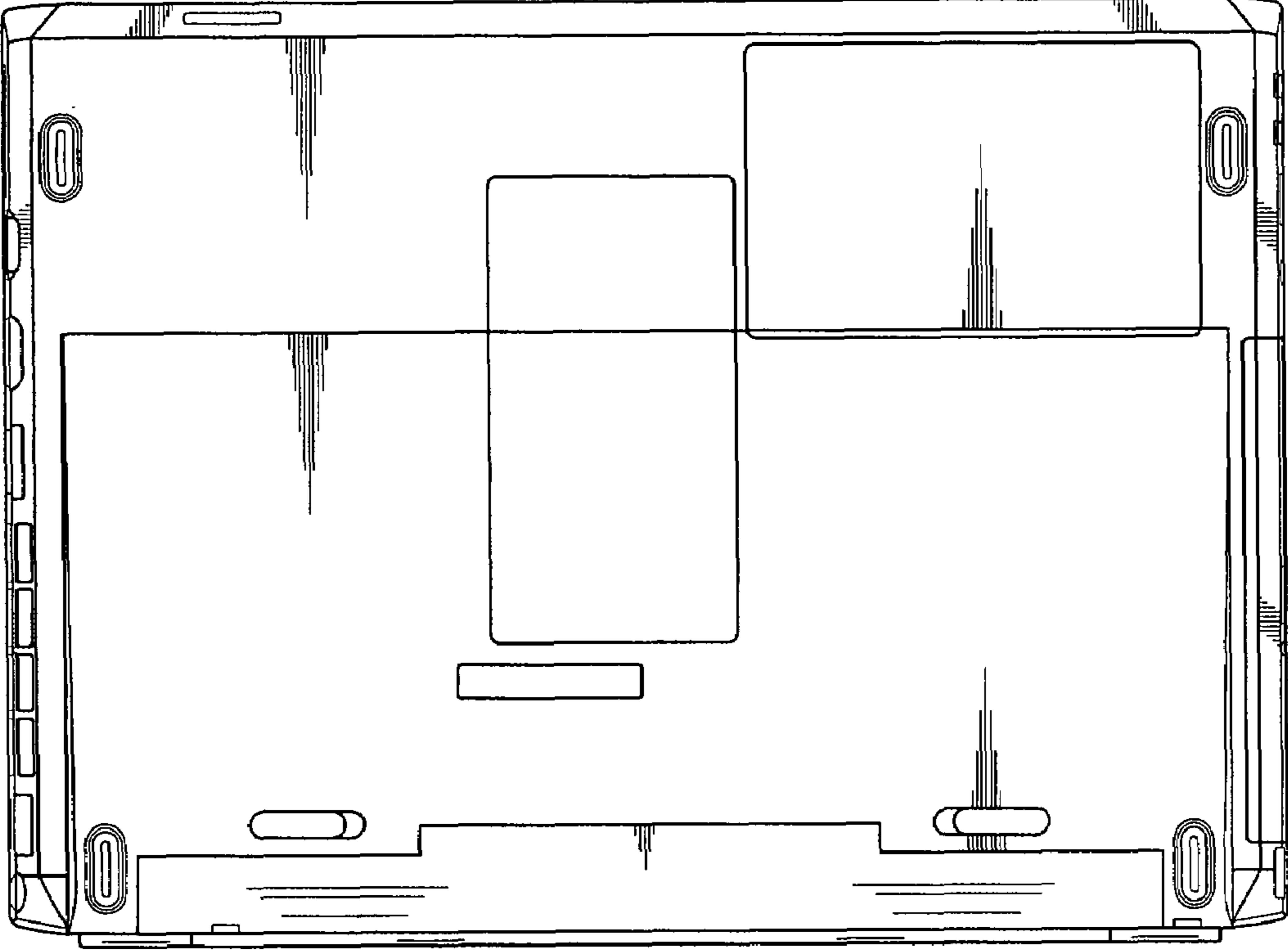


FIG. 7