



US00D578512S

(12) **United States Design Patent**
Andre et al.

(10) **Patent No.:** **US D578,512 S**
(45) **Date of Patent:** **** Oct. 14, 2008**

(54) **DOCKING STATION**

(75) Inventors: **Bartley K. Andre**, Menlo Park, CA (US); **Daniel J. Coster**, San Francisco, CA (US); **Daniele De Iuliis**, San Francisco, CA (US); **Richard P. Howarth**, San Francisco, CA (US); **Jonathan P. Ive**, San Francisco, CA (US); **Duncan Robert Kerr**, San Francisco, CA (US); **Shin Nishibori**, San Francisco, CA (US); **Matthew Dean Rohrbach**, San Francisco, CA (US); **Douglas B. Satzger**, Menlo Park, CA (US); **Calvin Q. Seid**, deceased, late of Palo Alto CA (US); by **Vincent Keane Seid**, legal representative, Los Gatos, CA (US); **Christopher J. Stringer**, Woodside, CA (US); **Eugene Antony Whang**, San Francisco, CA (US); **Rico Zorkendorfer**, San Francisco, CA (US)

(73) Assignee: **Apple Inc.**, Cupertino, CA (US)

(**) Term: **14 Years**

(21) Appl. No.: **29/282,424**

(22) Filed: **Jul. 19, 2007**

Related U.S. Application Data

(63) Continuation of application No. 29/237,233, filed on Aug. 24, 2005, now Pat. No. Des. 558,739, and a continuation of application No. 29/237,084, filed on Aug. 24, 2005, now Pat. No. Des. 558,738.

(51) **LOC (8) Cl.** **14-03**

(52) **U.S. Cl.** **D14/217**

(58) **Field of Classification Search** D14/142, D14/149, 217, 251, 432, 434, 435, 447, 496; D13/107, 108, 118; 248/221.11, 309.1; 320/107, 320/110, 113-115; 361/600, 679, 683, 686; 439/529, 534; 455/556.1, 556.2, 557

See application file for complete search history.

(56) **References Cited**

U.S. PATENT DOCUMENTS

D328,277 S 7/1992 Leman et al.
(Continued)

OTHER PUBLICATIONS

U.S. Appl. No. 29/270,884 entitled "Stand" filed Jan. 1, 2007.
(Continued)

Primary Examiner—Stella M. Reid
Assistant Examiner—Keli L Acker
(74) *Attorney, Agent, or Firm*—Sterne, Kessler, Goldstein & Fox P.L.L.C.

(57) **CLAIM**

We claim the ornamental design for a docking station, substantially as shown and described.

DESCRIPTION

FIG. 1 is a front perspective view of a docking station embodying our new design.

FIG. 2 is a rear perspective view of the docking station.

FIG. 3 is a top view for the docking station.

FIG. 4 is a bottom view for the docking station.

FIG. 5 is a front view for the docking station.

FIG. 6 is a rear view for the docking station.

FIG. 7 is a left side view for the docking station.

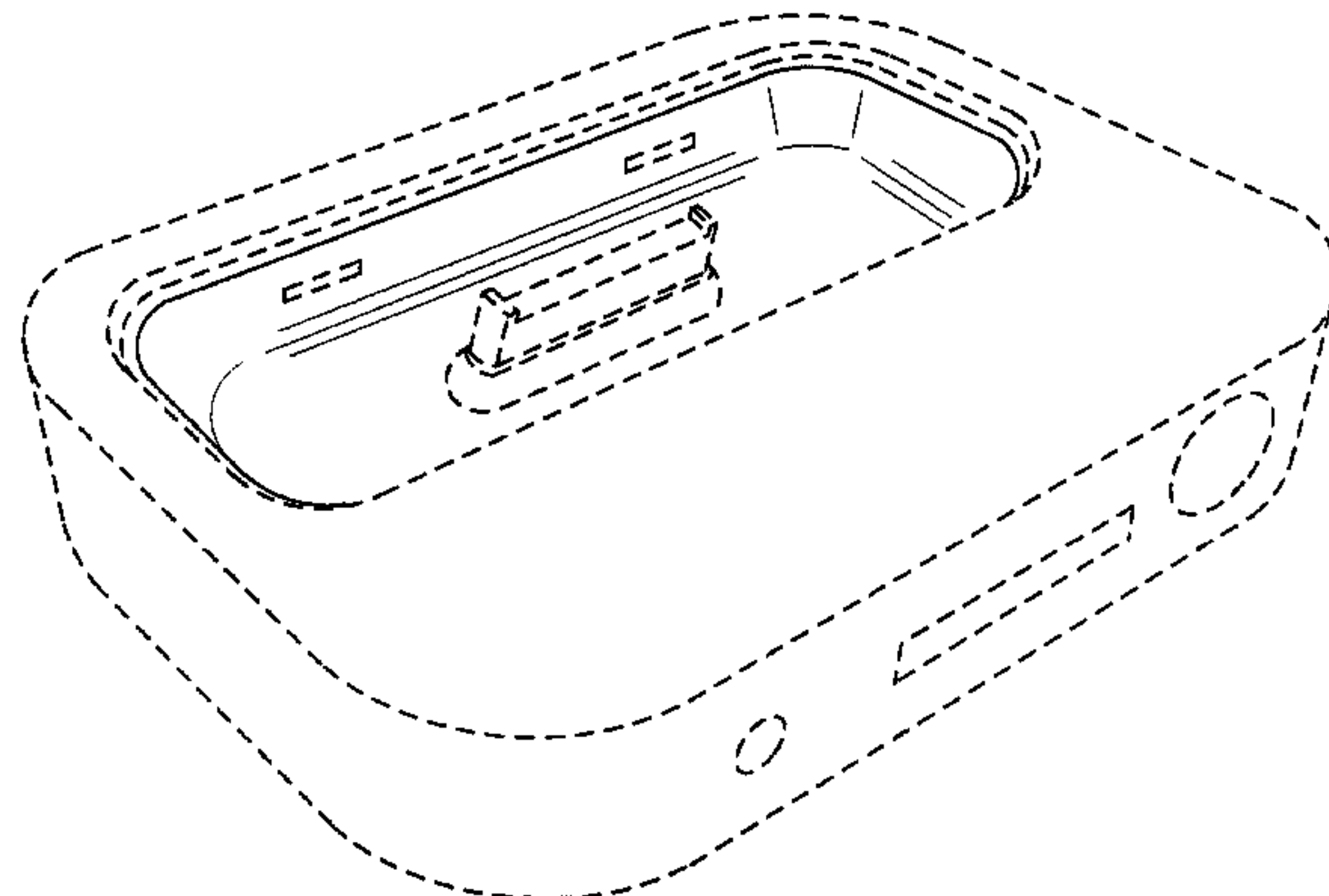
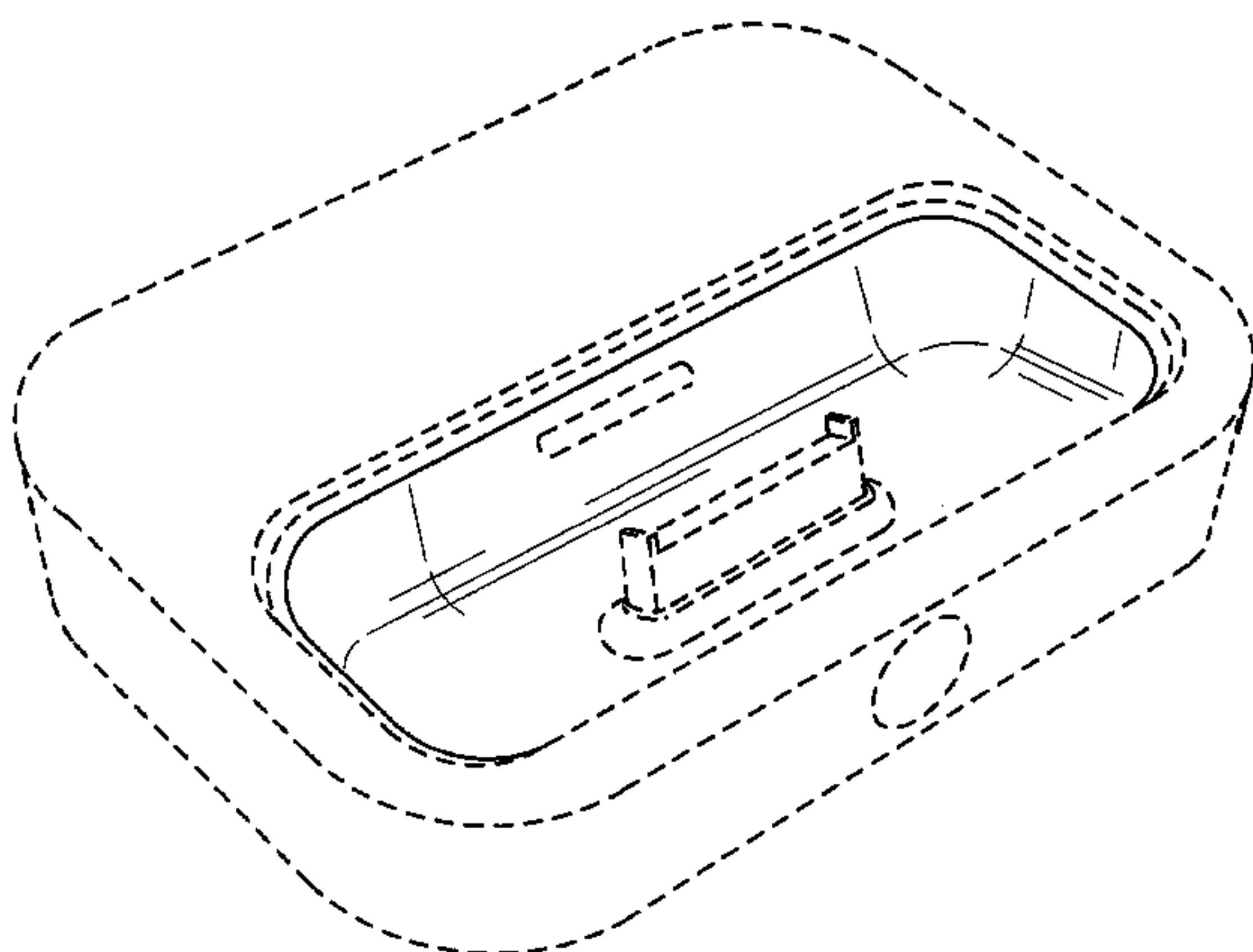
FIG. 8 is a right side view for the docking station.

FIG. 9 is an exemplary perspective view of a how docking system can incorporate a dock insert with the docking station; and,

FIGS. 10-13 are exemplary top views of a docking system that incorporates different dock inserts into the docking station.

The broken line showing of the dock inserts and docking station body is included for the purpose of illustrating environmental structure and forms no part of the claimed design.

1 Claim, 6 Drawing Sheets



US D578,512 S

Page 2

U.S. PATENT DOCUMENTS

D336,631 S	6/1993	Ivester	D520,946 S	5/2006	Nasu
D350,330 S	9/1994	Peterson	D525,616 S	7/2006	Andre et al.
D358,821 S	5/1995	Hellier et al.	7,075,579 B2	7/2006	Whitby et al.
D361,069 S	8/1995	Hellier et al.	D526,321 S	8/2006	Hayes et al.
D374,858 S	10/1996	Chu	D530,717 S	10/2006	Mori et al.
5,600,225 A	2/1997	Goto	D532,005 S *	11/2006	Leith D14/253
5,602,458 A	2/1997	Dowe	7,145,603 B2	12/2006	Whitby et al.
5,627,727 A	5/1997	Aguilera et al.	D535,614 S *	1/2007	Majanen et al. D13/108
D385,530 S	10/1997	Hames et al.	D538,787 S *	3/2007	Tsai D14/215
D388,764 S	1/1998	Bartling et al.	D558,738 S *	1/2008	Andre et al. D14/217
D390,824 S	2/1998	Foster et al.	D558,739 S *	1/2008	Andre et al. D14/217
D397,996 S	9/1998	Smith	D563,387 S *	3/2008	Aquillano D14/214
D409,987 S	5/1999	Okumura	2002/0103008 A1	8/2002	Rahn et al.
D411,166 S	6/1999	Uemura et al.	2003/0198015 A1	10/2003	Vogt
5,952,814 A	9/1999	Van Lerberghe	2006/0250764 A1	11/2006	Howarth et al.
D416,536 S	11/1999	Ross et al.	2007/0047198 A1 *	3/2007	Crooijmans et al. 361/686
D419,160 S	1/2000	Davidson et al.			
6,042,414 A	3/2000	Kunert			
D422,556 S	4/2000	Okura et al.			
D439,908 S	4/2001	Gozani			
D440,542 S	4/2001	Hawkins et al.			
D442,939 S	5/2001	Goldenburg			
D444,121 S	6/2001	Chun et al.			
D444,124 S	6/2001	Casey et al.			
6,307,348 B1	10/2001	Green			
D450,707 S	11/2001	Francavilla et al.			
D454,332 S	3/2002	Yokoyama			
D459,299 S	6/2002	Hughes et al.			
D461,476 S	8/2002	Evers et al.			
D463,361 S	9/2002	Ruohonen			
D466,122 S	11/2002	Moody			
D468,305 S	1/2003	Ma et al.			
6,524,240 B1	2/2003	Thede			
D472,900 S	4/2003	Matsumoto			
D477,823 S	7/2003	Lavello			
6,711,005 B2	3/2004	Martin			
D495,336 S	8/2004	Andre et al.			
6,798,647 B2	9/2004	Dickie			
6,813,528 B1	11/2004	Yang			
6,898,080 B2	5/2005	Yin et al.			
D509,790 S	9/2005	Sakai			
D510,091 S	9/2005	Mori et al.			
D520,945 S	5/2006	Hayamizu			

OTHER PUBLICATIONS

U.S. Appl. No. 29/270,883 entitled "Stand" filed Jan. 5, 2007.
U.S. Appl. No. 29/281,495 entitled "Dock Insert" filed Jun. 25, 2007.
"Adaptec xHub for Notebooks", http://www.everythingusb.com/hardware/index/Adaptec_xHub_for_Notebooks.htm, downloaded Nov. 22, 2005.
"Atech Flash Technology Iduo Ipod Dock and card Reader", www.the-gadgeteer.com, downloaded Nov. 21, 2005.
"Belkin Hi-Speed USB 2.07_Port Hub", http://www.everythingusb.com/hardware/index/Belkin_Hi-Speed_USB_2.0_7-Port_Hub..., downloaded Nov. 22, 2005.
"Belkin's Top loading USB Hub for iPod shuffle", http://www.everythingusb.com/belkin_hispeed_usb_2.0_4-port_hub.html, downloaded Nov. 22, 2005.
"BookEndz Home Page", downloaded Apr. 11, 2003, www.bookendzdocks.com/bookendz/index.htm.
"iPod Dock Cradle", downloaded Apr. 11, 2003, www.bookendzdocks.com/bookendz/dock_cradle.htm.
U.S. Appl. No. 29/237,084 entitled "Docking Station" filed Aug. 24, 2005.
U.S. Appl. No. 29/237,097 entitled "Dock Insert" filed Aug. 24, 2005.
U.S. Appl. No. 29/237,111 entitled "Dock Insert" filed Aug. 24, 2005.
U.S. Appl. No. 29/237,112 entitled "Dock Insert" filed Aug. 24, 2005.
U.S. Appl. No. 29/237,233 entitled "Docking Station" filed Aug. 24, 2005.

* cited by examiner

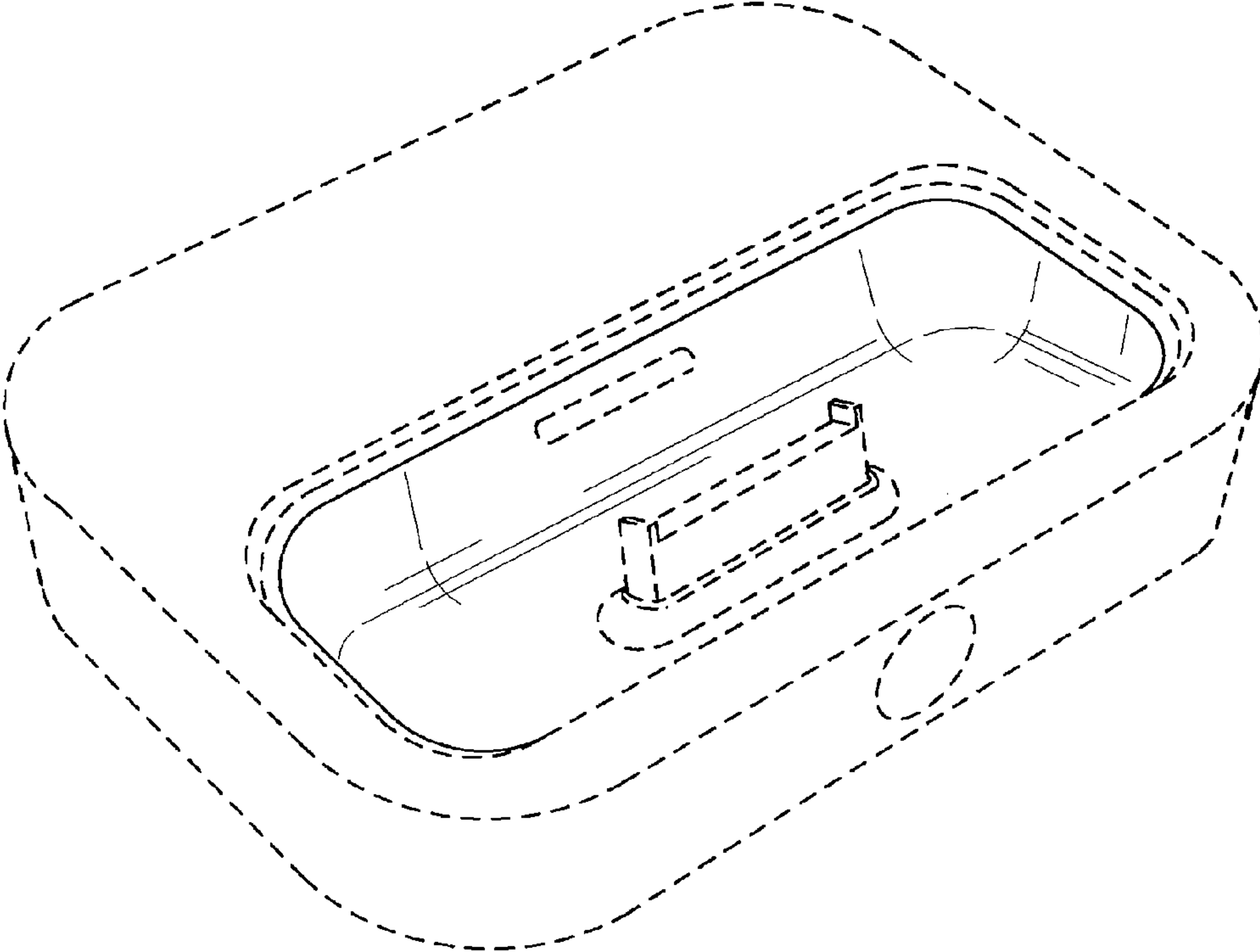


FIG. 1

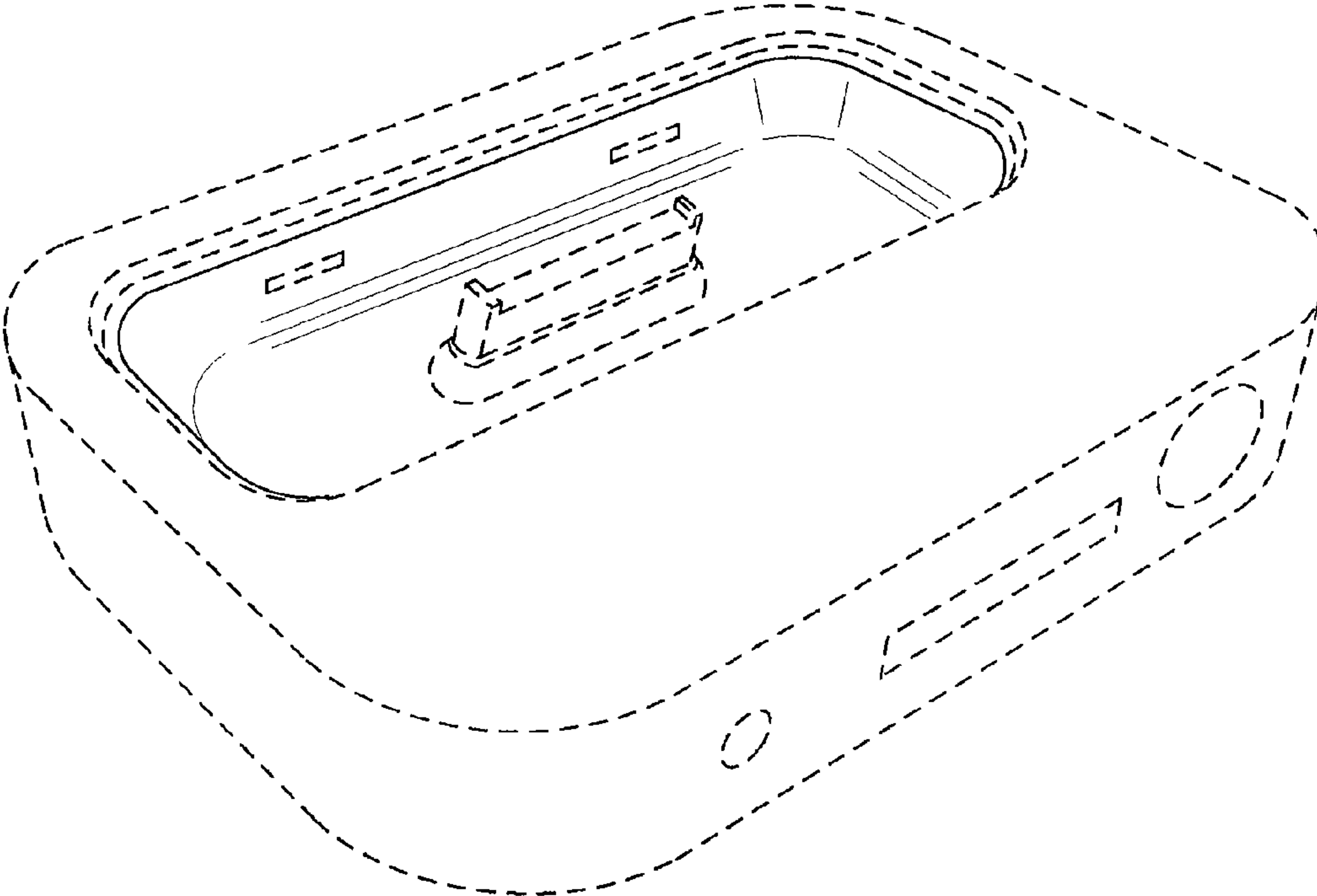


FIG. 2

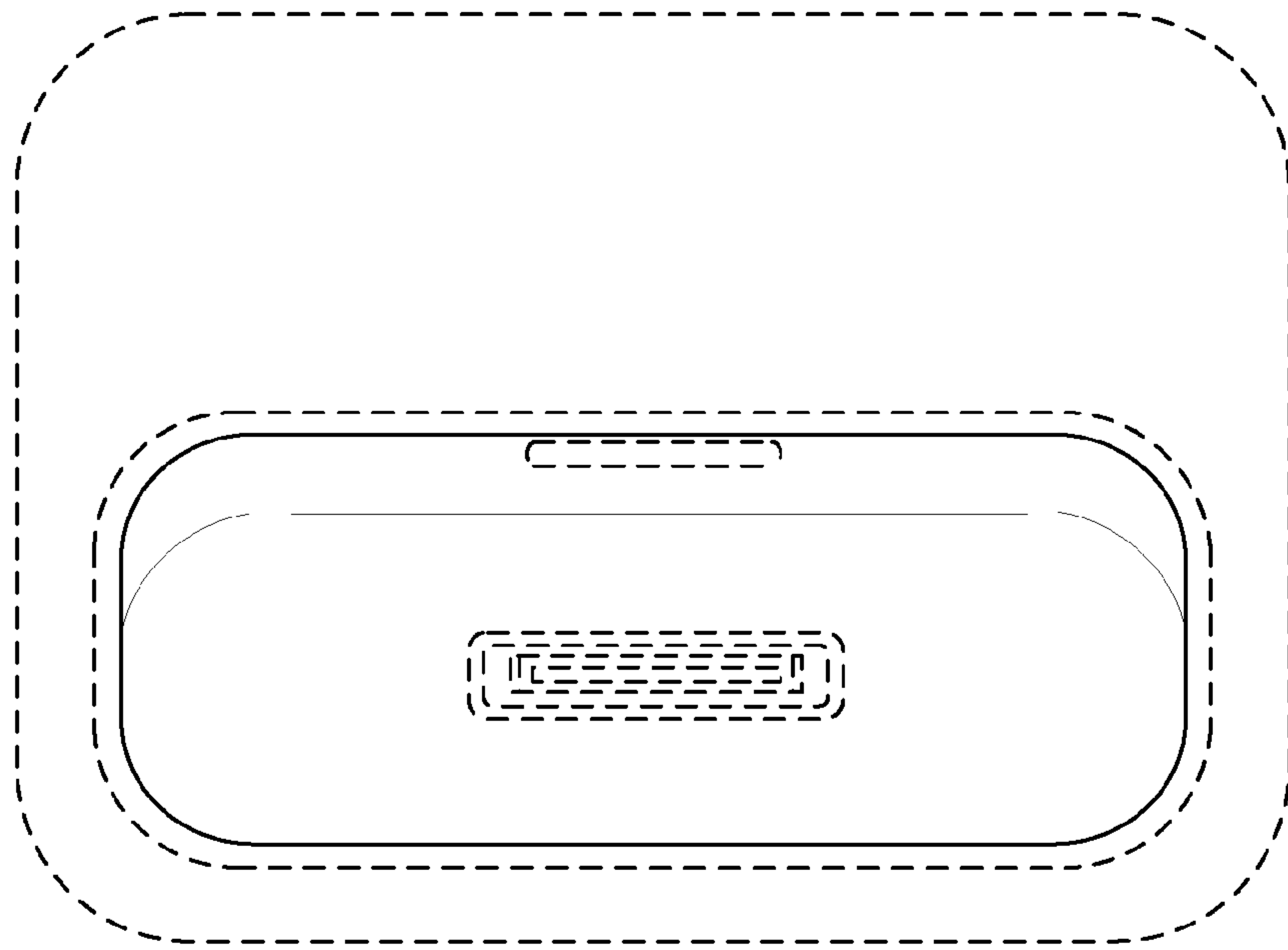


FIG. 3



FIG. 4

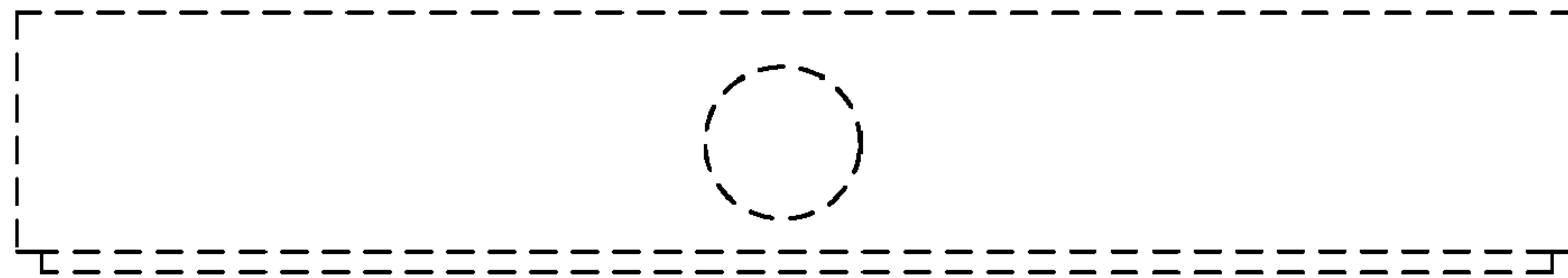


FIG. 5

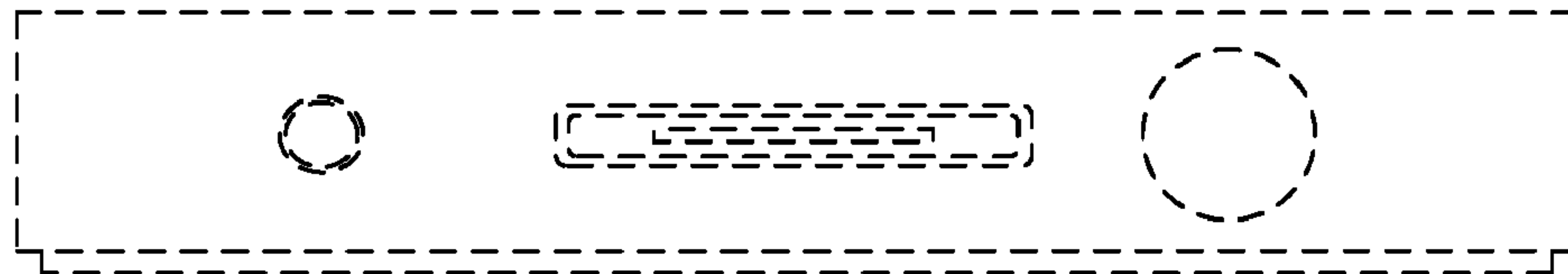


FIG. 6



FIG. 7



FIG. 8

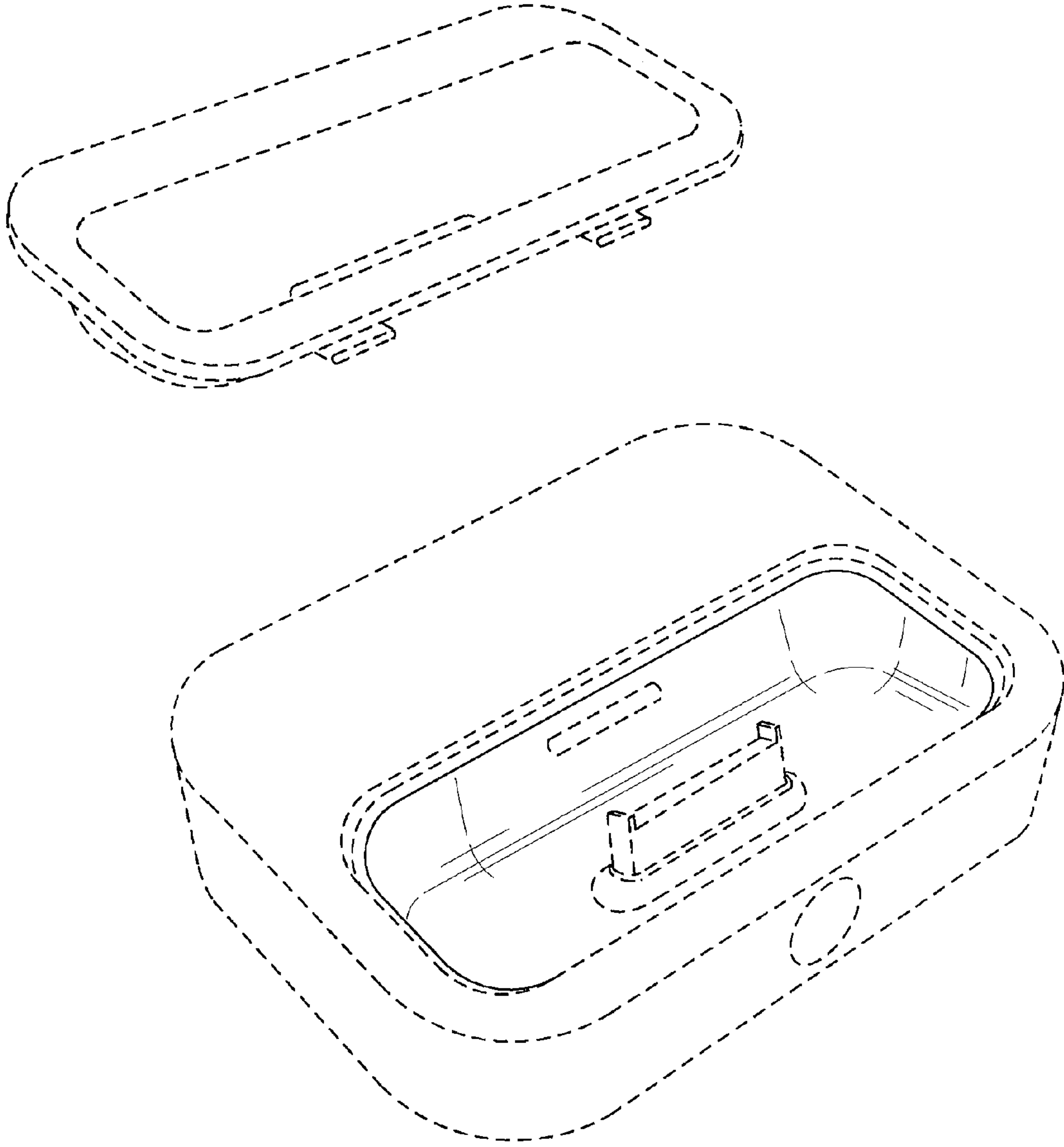


FIG. 9

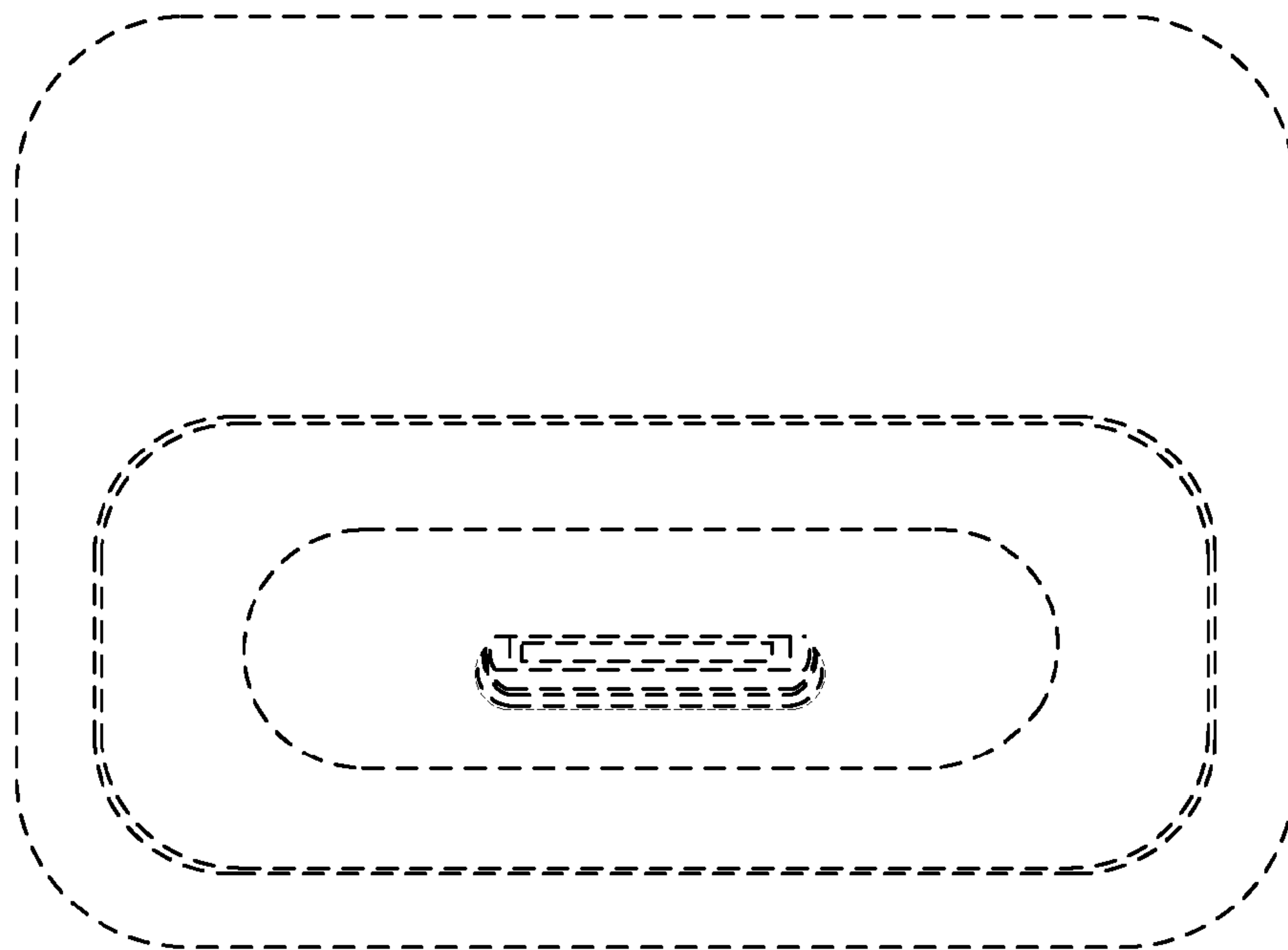


FIG. 10

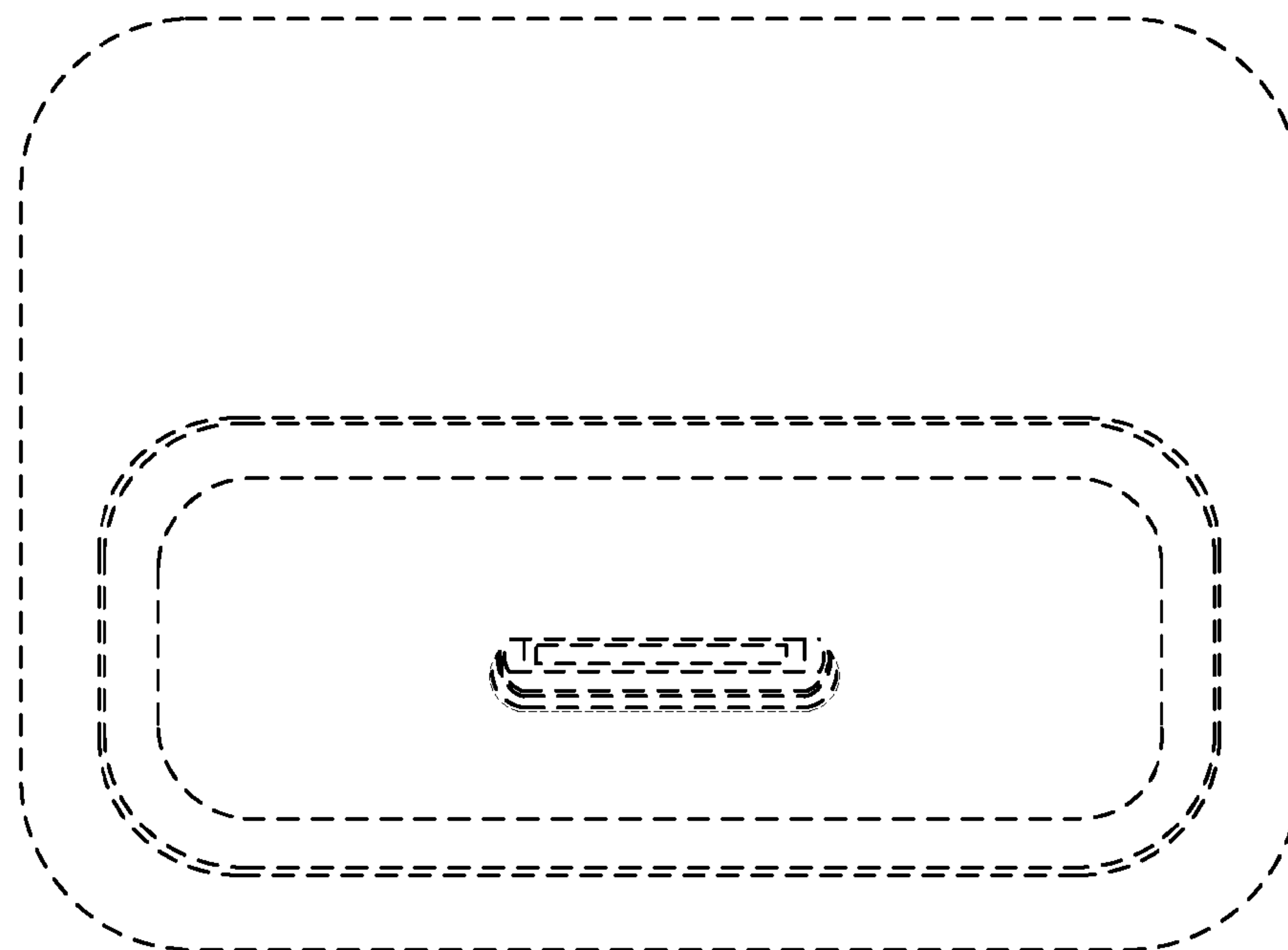


FIG. 11

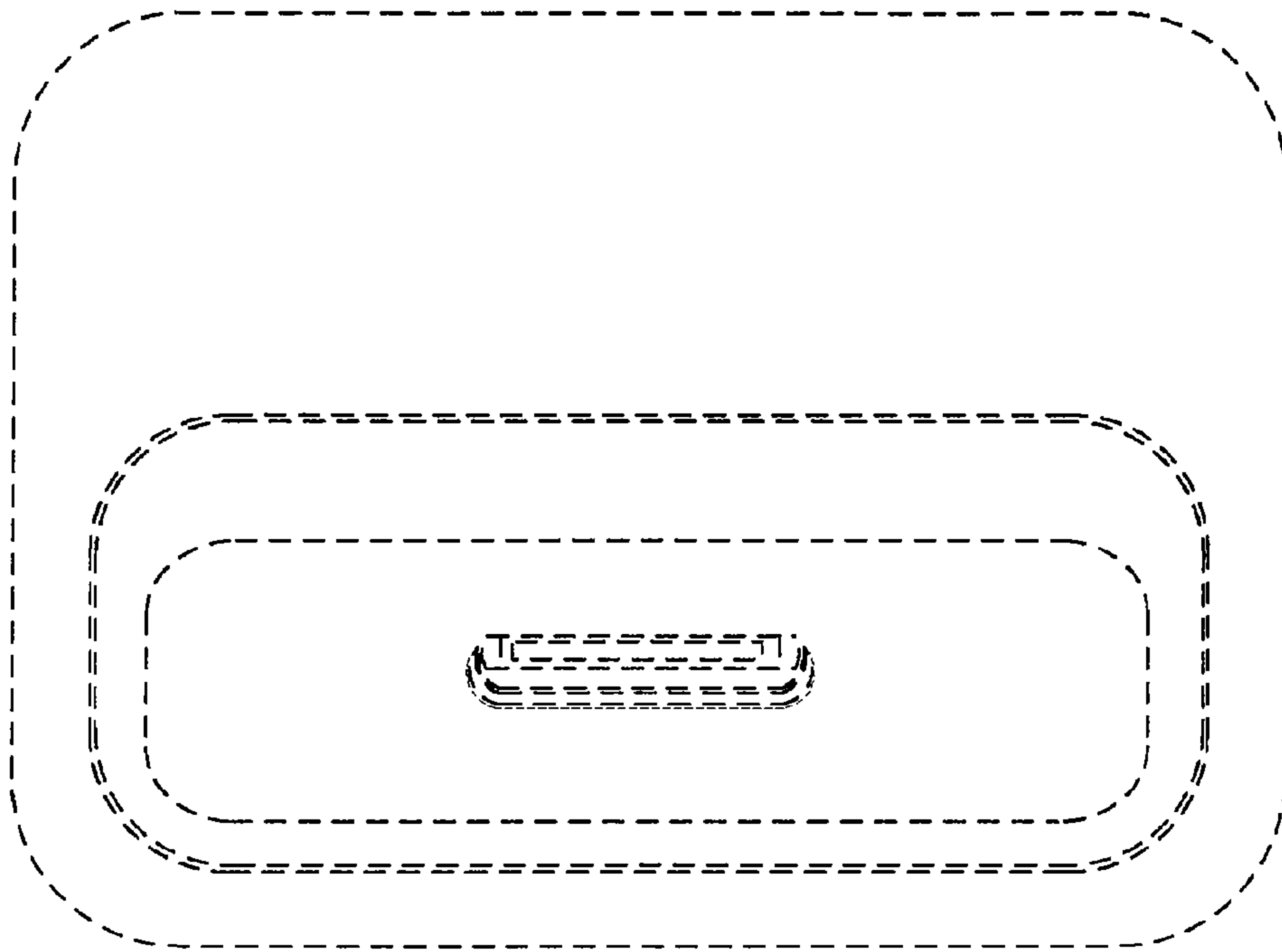


FIG. 12

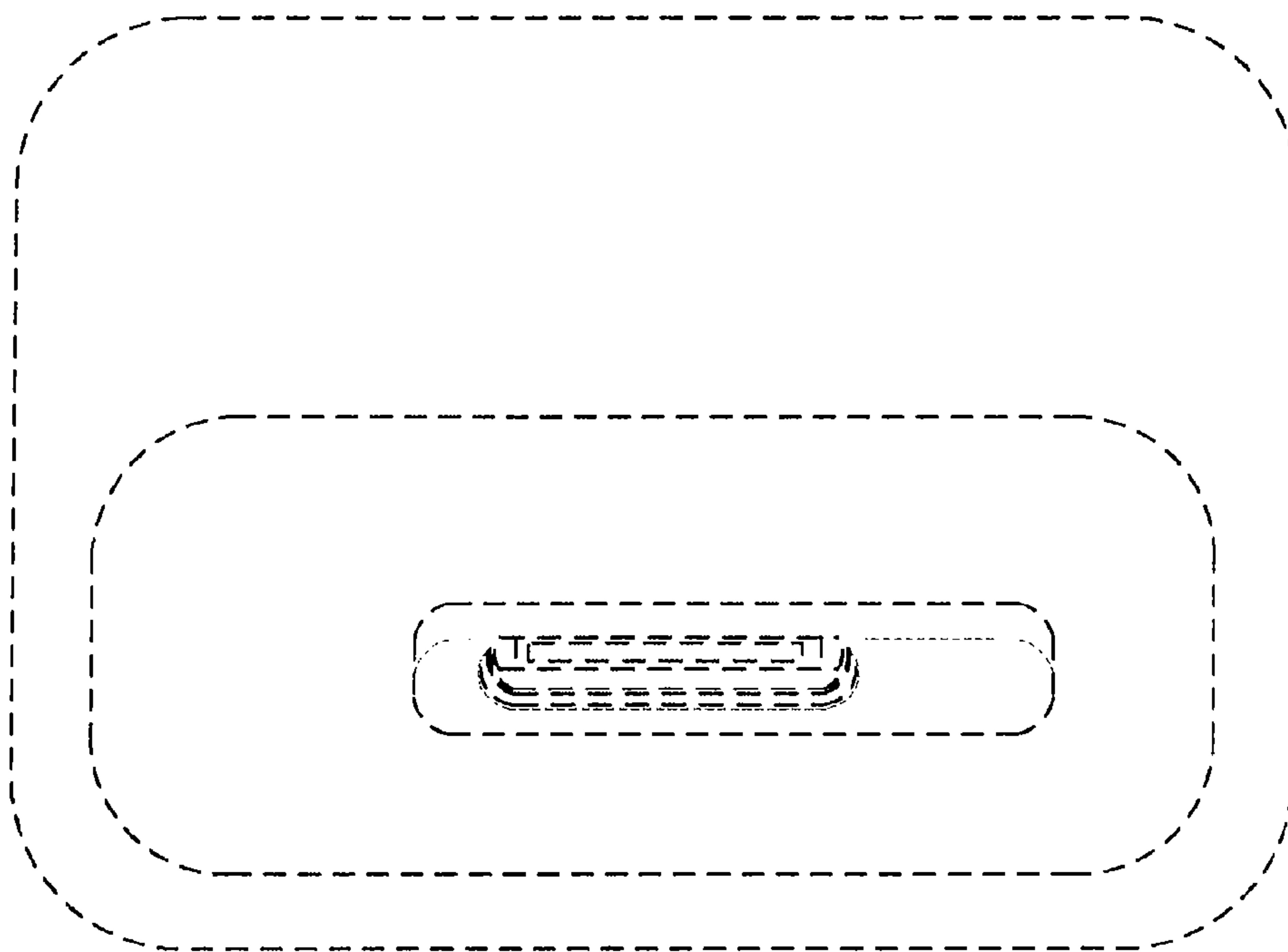


FIG. 13