



US00D578511S

(12) **United States Design Patent**
Ang et al.

(10) **Patent No.:** **US D578,511 S**
(45) **Date of Patent:** **** Oct. 14, 2008**

(54) **LOUDSPEAKER**

D541,790 S * 5/2007 Yoon D14/215
D548,726 S * 8/2007 Ng et al. D14/214

(75) Inventors: **Chien Mei Linda Ang**, Singapore (SG);
Nicholas Stephen Marchand, Singapore
(SG); **Yu Weng Alvin Sitoh**, Singapore
(SG)

* cited by examiner

Primary Examiner—Nanda Bondade
(74) *Attorney, Agent, or Firm*—Kennedy Koblin

(73) Assignee: **Creative Technology Ltd**, Singapore
(SG)

(57) **CLAIM**

(**) Term: **14 Years**

The ornamental design for a loudspeaker, substantially as shown and described.

(21) Appl. No.: **29/298,471**

DESCRIPTION

(22) Filed: **Dec. 5, 2007**

FIG. 1 is a front perspective view of a loudspeaker in accordance with the present design;

(51) **LOC (8) Cl.** **14-01**

(52) **U.S. Cl.** **D14/215**

FIG. 2 is a rear perspective view of the loudspeaker shown in FIG. 1;

(58) **Field of Classification Search** D14/204,
D14/209–216; 181/143–144, 147–148, 150,
181/157, 198–199, 151, 153; 381/300–302,
381/306, 333, 345, 361–364, 386–388, 332,
381/336; 348/14.01

FIG. 3 is a front view of the loudspeaker shown in FIG. 1;

FIG. 4 is a rear view of the loudspeaker shown in FIG. 1;

FIG. 5 is a left side view of loudspeaker shown in FIG. 1;

FIG. 6 is a right side view of the loudspeaker shown in FIG. 1;

See application file for complete search history.

FIG. 7 is an enlarged top view of the loudspeaker shown in FIG. 1; and,


FIG. 8 is an enlarged bottom view of the loudspeaker shown in FIG. 1.

(56) **References Cited**

U.S. PATENT DOCUMENTS

D182,794 S * 5/1958 Eames D14/214
3,194,340 A * 7/1965 Kuwayama 381/346
D246,710 S * 12/1977 Thomasen D14/214

1 Claim, 4 Drawing Sheets






FIG. 1

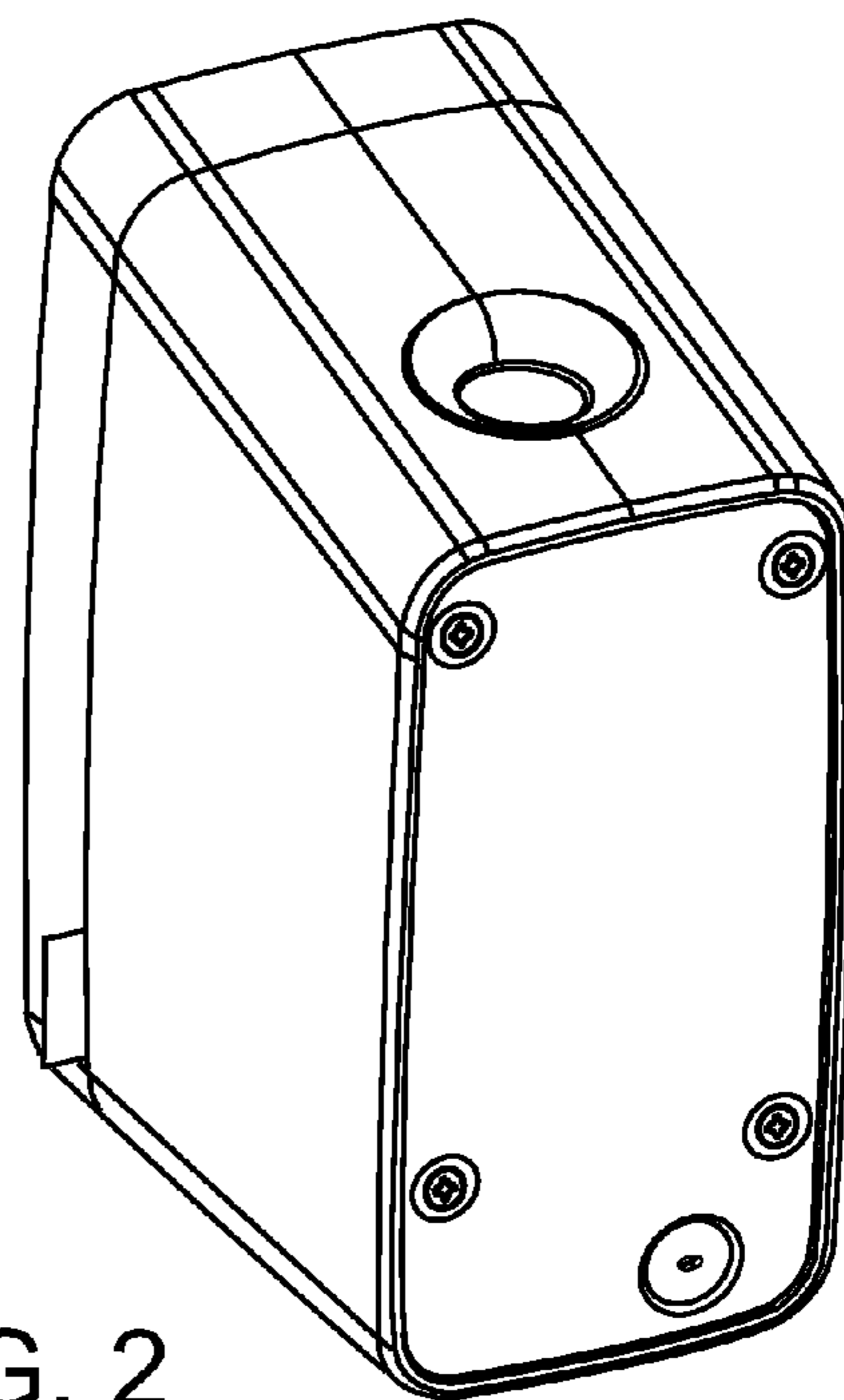


FIG. 2

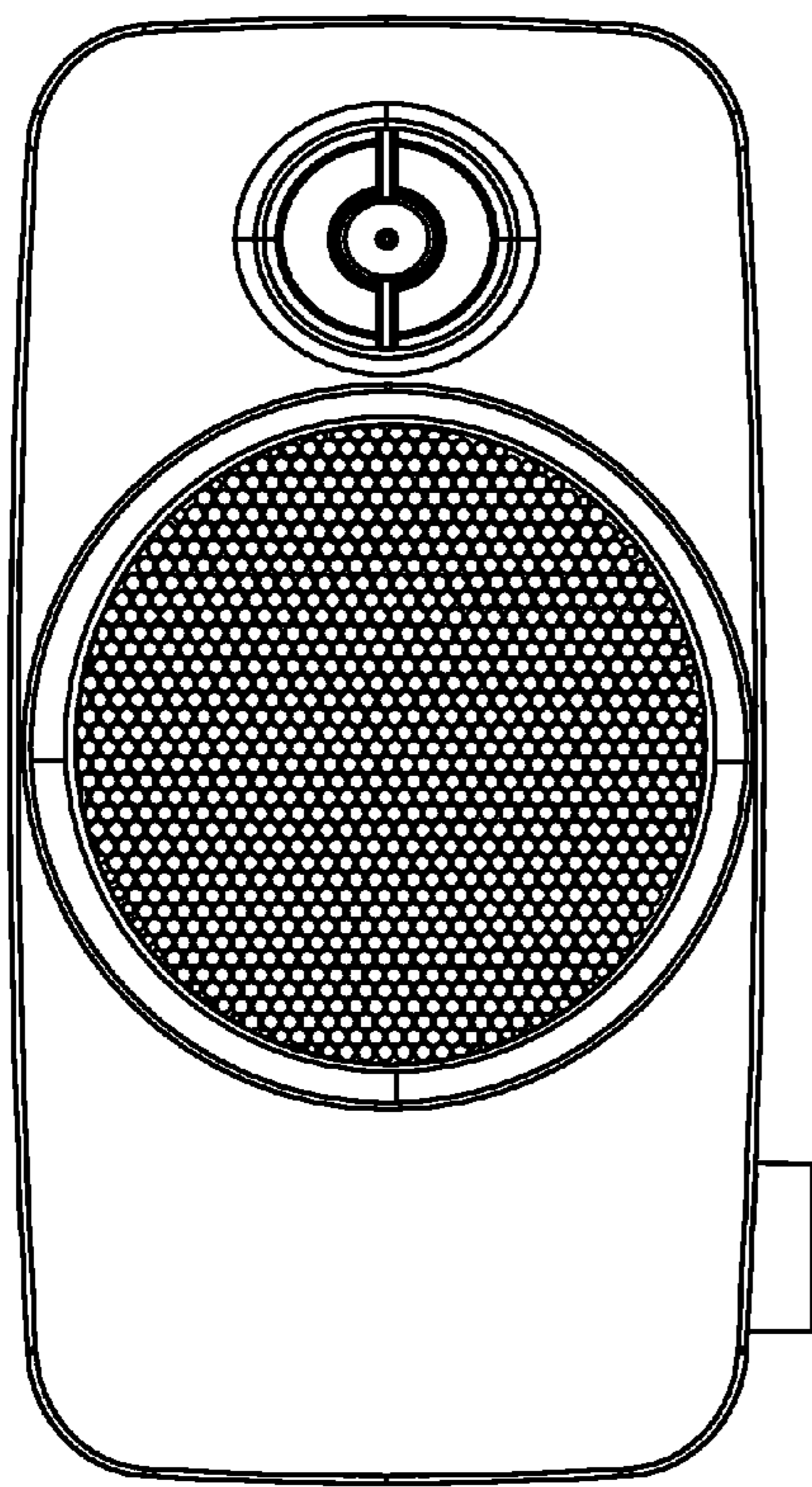


FIG. 3

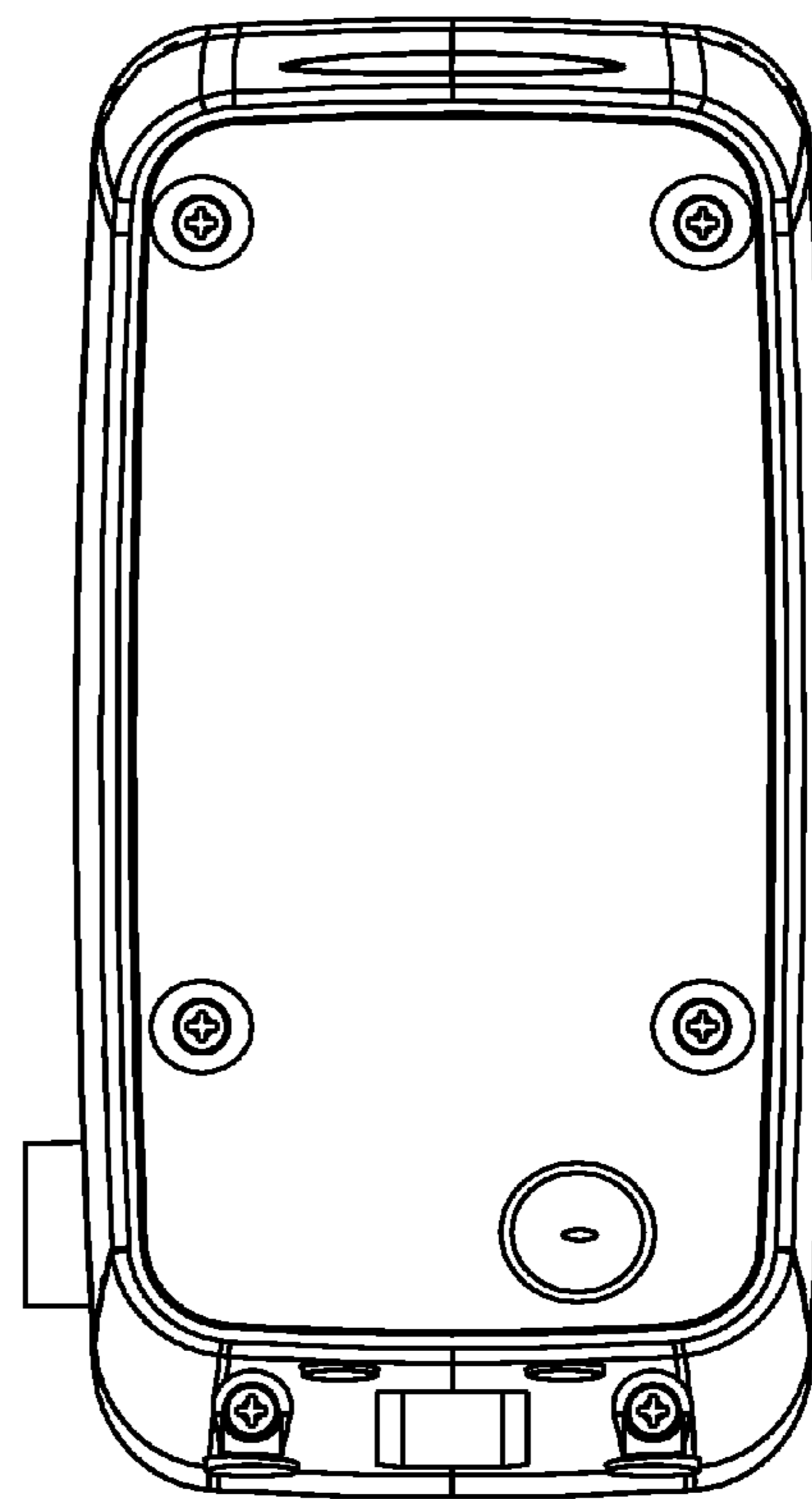


FIG. 4




FIG. 5




FIG. 6

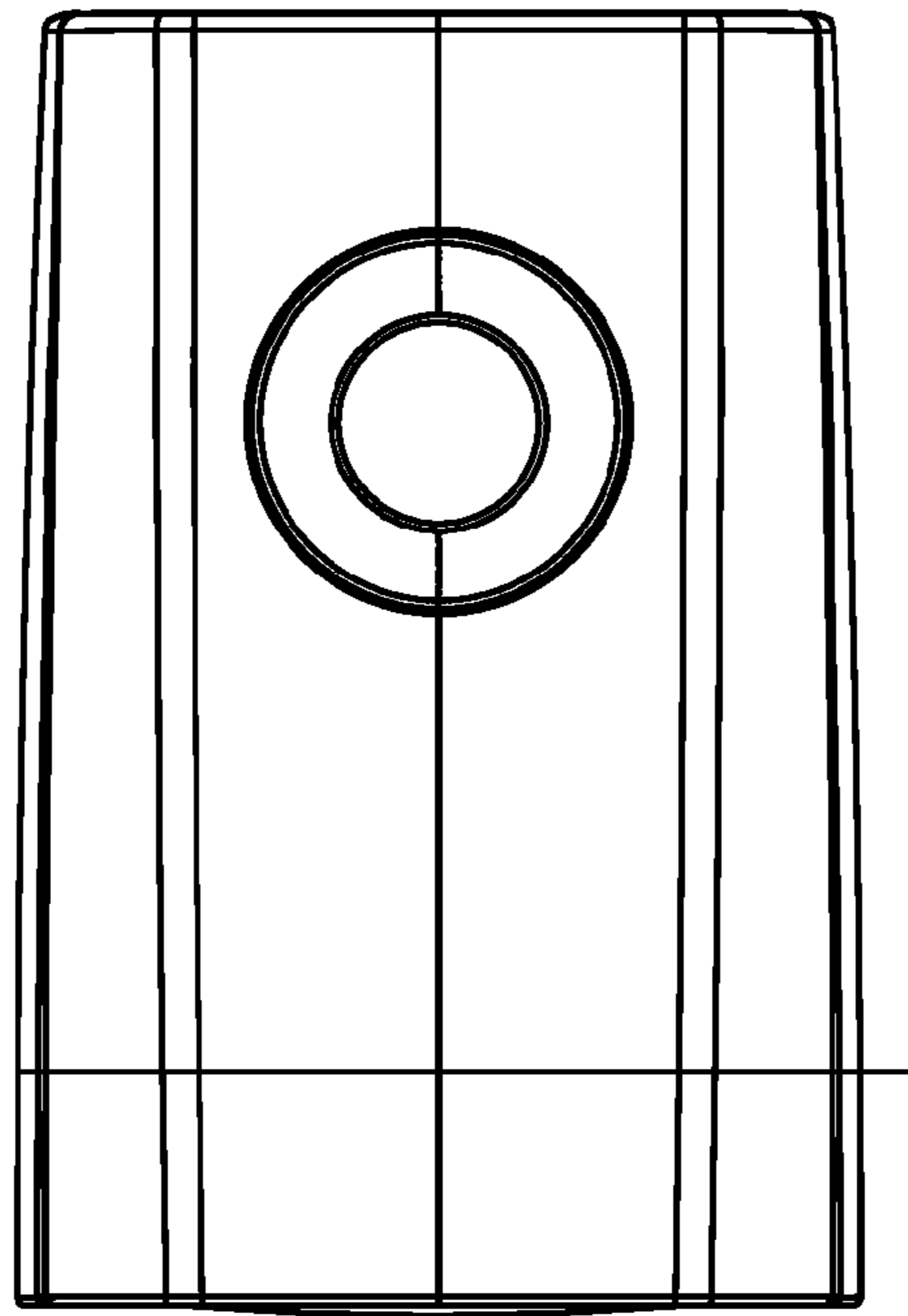


FIG. 7

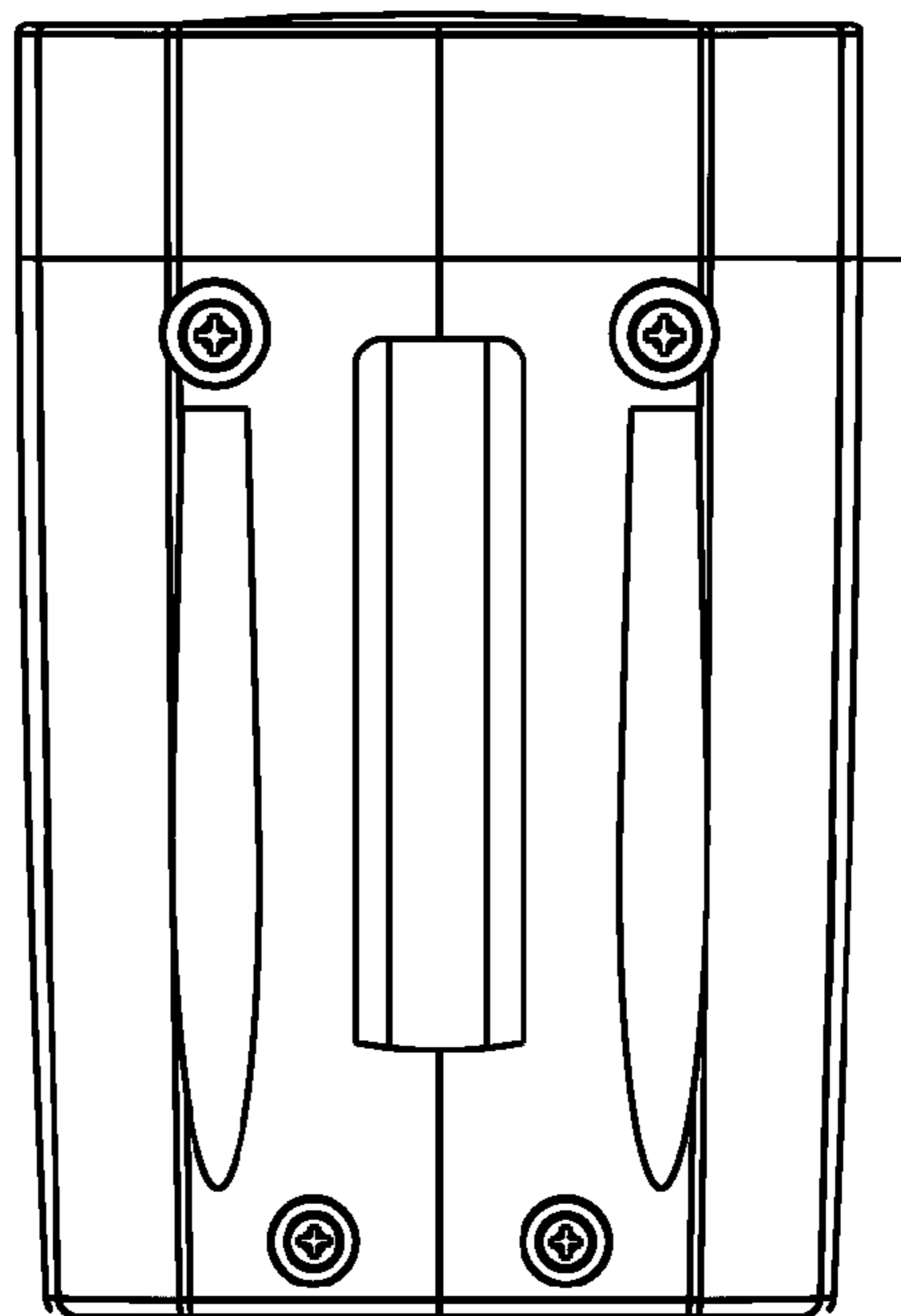


FIG. 8