



US00D578507S

(12) **United States Design Patent**
Ando

(10) **Patent No.:** **US D578,507 S**
(45) **Date of Patent:** **** Oct. 14, 2008**

(54) **HEADPHONE**

(75) Inventor: **Kozo Ando**, Machida (JP)

(73) Assignee: **Kabushiki Kaisha Audio-Technica**,
Tokyo (JP)

(**) Term: **14 Years**

(21) Appl. No.: **29/290,648**

(22) Filed: **Dec. 31, 2007**

(30) **Foreign Application Priority Data**

Nov. 26, 2007 (JP) 2007-032337

(51) **LOC (8) Cl.** **14-01**

(52) **U.S. Cl.** **D14/205; D14/223**

(58) **Field of Classification Search** D14/205,
D14/206, 223; D24/106, 174; 128/866;
2/209, 423; 181/129-130; 381/322, 379,
381/380, 381; 379/420.01, 420.02, 420.03,
379/420.04, 430, 431; D29/112

See application file for complete search history.

(56) **References Cited**

U.S. PATENT DOCUMENTS

6,056,082	A *	5/2000	Lindgren et al.	181/130
6,690,807	B1 *	2/2004	Meyer	381/327
6,721,433	B2 *	4/2004	Sato	381/379
6,741,719	B1 *	5/2004	Orten	381/380
D549,222	S *	8/2007	Huang	D14/223

D550,657	S *	9/2007	Gan et al.	D14/223
D554,627	S *	11/2007	Gondo	D14/223
D558,735	S *	1/2008	Carr et al.	D14/206
D564,495	S *	3/2008	Sasaki	D14/205
D566,099	S *	4/2008	Komiyama	D14/206
D566,695	S *	4/2008	Rath	D14/223
D568,291	S *	5/2008	Andre et al.	D14/205
D569,841	S *	5/2008	Chung et al.	D14/205

* cited by examiner

Primary Examiner—Paula A Greene

(74) *Attorney, Agent, or Firm*—Sughrue Mion, PLLC

(57) **CLAIM**

The ornamental design for a headphone, as shown and described.

DESCRIPTION

FIG. 1 is a perspective view of the front and left side of a headphone showing my new design;

FIG. 2 is a left side elevational view thereof;

FIG. 3 is a right side elevational view thereof;

FIG. 4 is a front elevational view thereof;

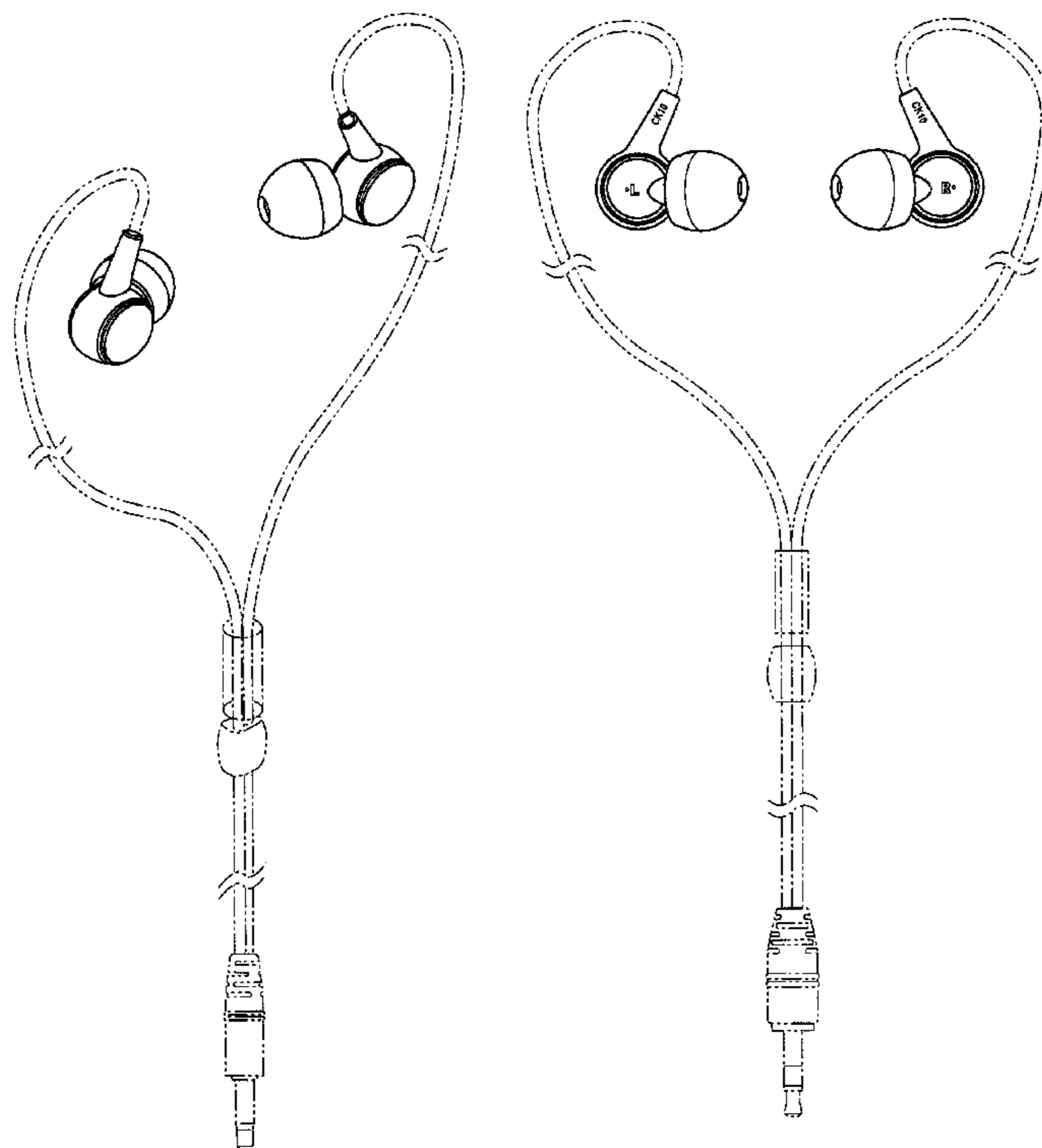
FIG. 5 is a rear elevational view thereof;

FIG. 6 is a top plan view thereof; and,

FIG. 7 is a bottom plan view thereof.

The portions shown in broken lines are for illustrative purposes only and form no part of the claimed design.

1 Claim, 6 Drawing Sheets



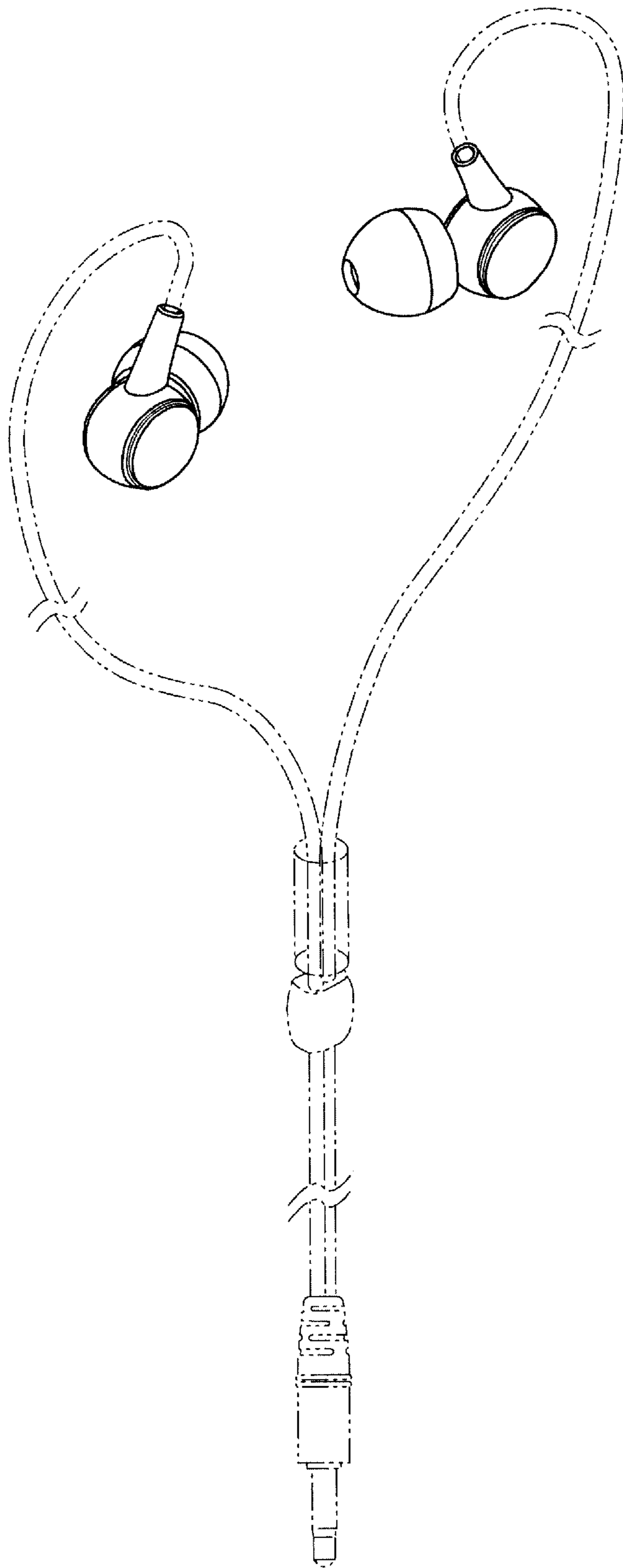


Fig. 1

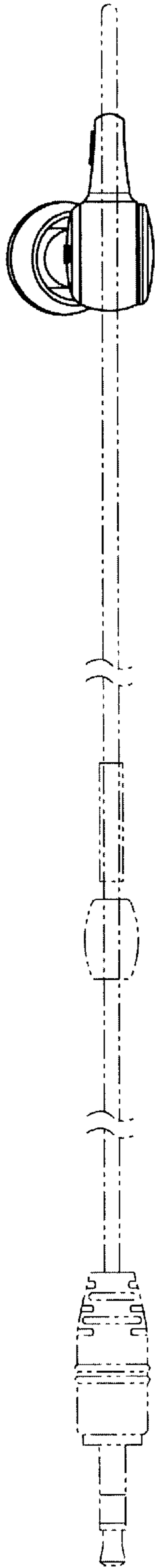


Fig. 2

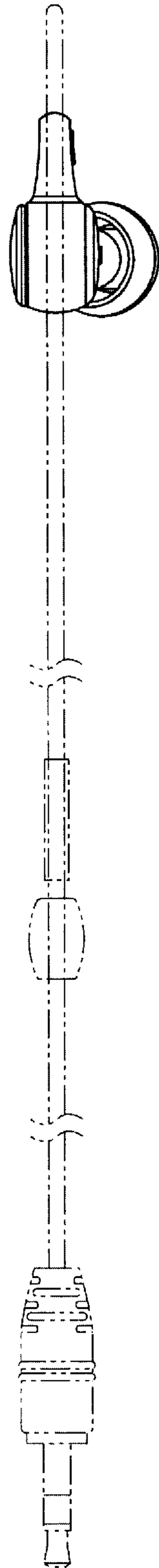


Fig. 3

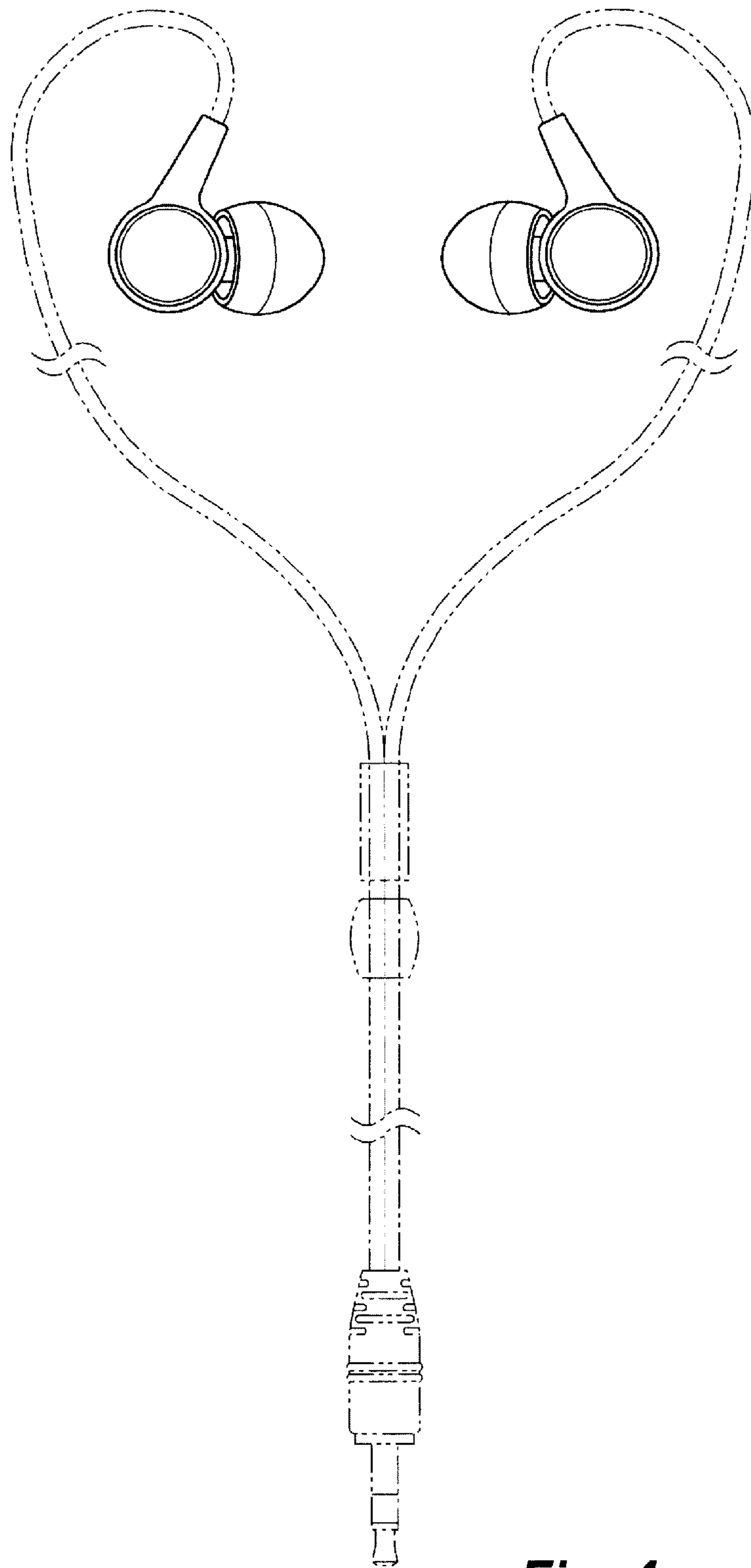


Fig. 4

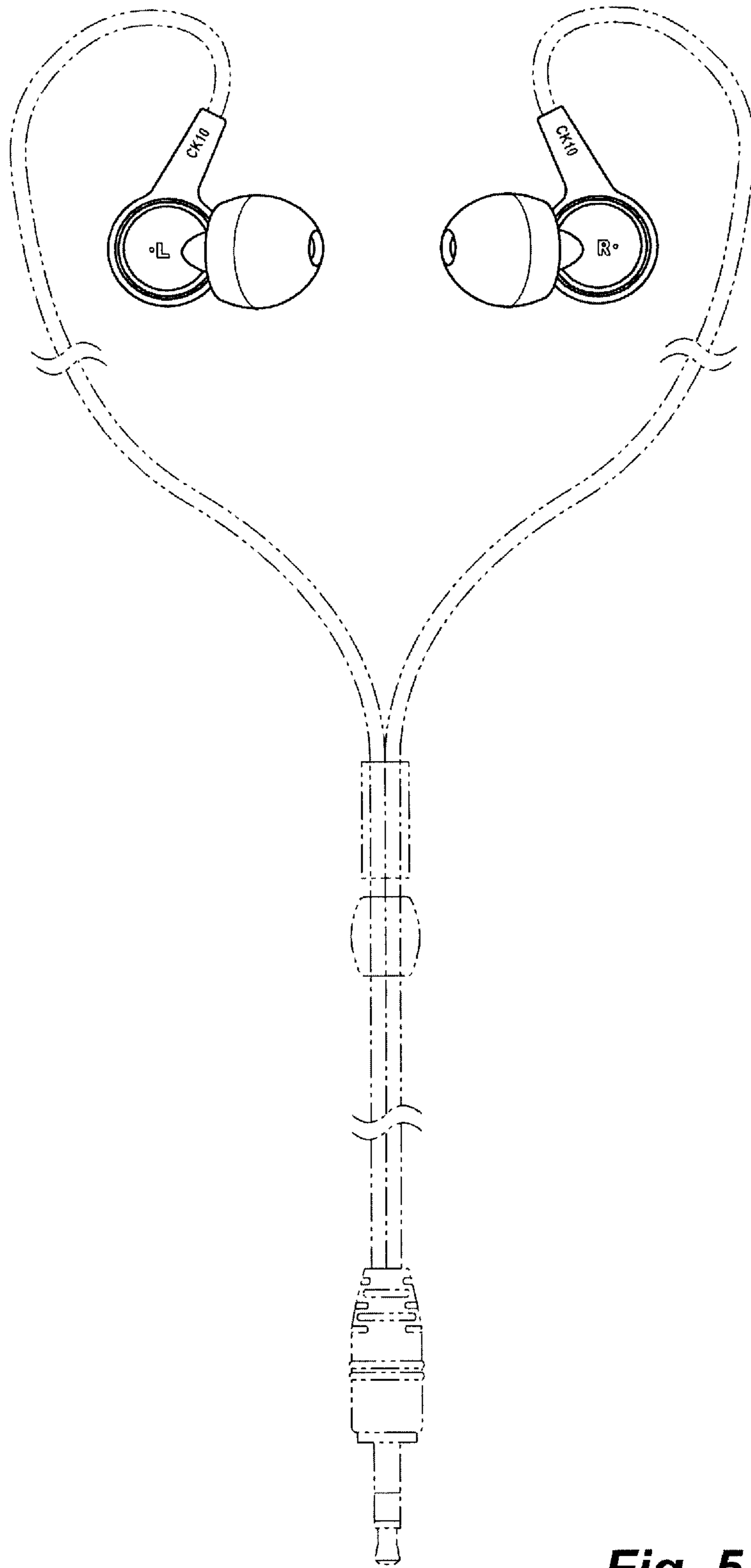


Fig. 5

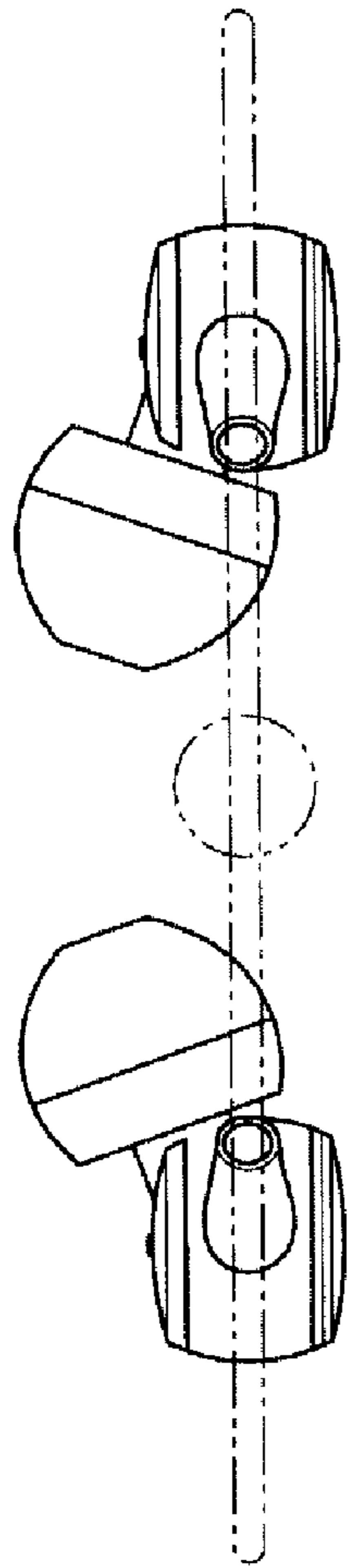


Fig. 6

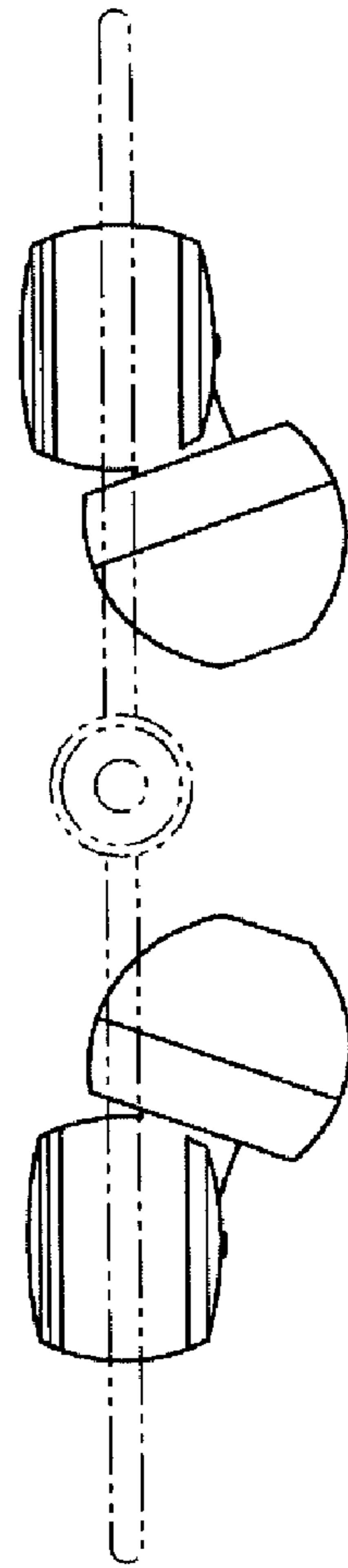


Fig. 7