



US00D578472S

(12) **United States Design Patent**
Morishita et al.

(10) **Patent No.:** **US D578,472 S**
(45) **Date of Patent:** **** Oct. 14, 2008**

(54) **BATTERY FOR PERSONAL COMPUTER**

(75) Inventors: **Yoshihito Morishita**, Osaka (JP); **Akira Iwamoto**, Kadoma (JP)

(73) Assignee: **Matsushita Electric Industrial Co., Ltd.**, Osaka (JP)

(**) Term: **14 Years**

(21) Appl. No.: **29/303,799**

(22) Filed: **Feb. 18, 2008**

(30) **Foreign Application Priority Data**

Sep. 11, 2007 (JP) 2007-024700

(51) **LOC (8) Cl.** **13-02**

(52) **U.S. Cl.** **D13/103; D13/119**

(58) **Field of Classification Search** D13/102-106,
D13/110, 118-120, 184; 429/96-100, 163,
429/176

See application file for complete search history.

(56) **References Cited**

U.S. PATENT DOCUMENTS

D267,795 S *	2/1983	Mallon	D13/119
D268,341 S *	3/1983	Mallon	D13/119
D414,158 S *	9/1999	Frye et al.	D13/103
D440,201 S *	4/2001	Huynh et al.	D13/103
D444,448 S *	7/2001	Robinson et al.	D13/103
D447,730 S *	9/2001	Johansson	D13/103
D449,577 S *	10/2001	Nishio et al.	D13/103
D481,995 S *	11/2003	Yokota	D13/103
D490,370 S *	5/2004	Picardo	D13/103
D538,226 S *	3/2007	Lyman et al.	D13/119
D543,956 S *	6/2007	Hayes et al.	D13/184

FOREIGN PATENT DOCUMENTS

JP	D1260910	1/2006
JP	D1261473	1/2006
JP	D1262157	2/2006
JP	D1262424	2/2006

JP	D1262425	2/2006
JP	D1263678	2/2006
JP	D1272458	6/2006
JP	D1280890	9/2006
JP	D1282778	10/2006
JP	D1296323	3/2007
JP	D1296326	3/2007
JP	D1297824	4/2007
JP	D1311902	10/2007
JP	D1311903	10/2007
JP	D1311931	10/2007
JP	D1311932	10/2007
JP	D1311933	10/2007
JP	D1315156	11/2007
JP	D1315559	11/2007

* cited by examiner

Primary Examiner—Jennifer Rivard

Assistant Examiner—Rosemary K Tarcza

(74) *Attorney, Agent, or Firm*—Brinks Hofer Gilson & Lione

(57) **CLAIM**

We claim the ornamental design for a battery for personal computer, as shown and described.

DESCRIPTION

FIG. 1 is a front perspective view of a battery for personal computer of the present invention;

FIG. 2 is a rear perspective view thereof;

FIG. 3 is a front view thereof;

FIG. 4 is a rear view thereof;

FIG. 5 is a first side view thereof;

FIG. 6 is a second side view thereof;

FIG. 7 is a top view thereof; and,

FIG. 8 is a bottom view thereof.

The broken line showing of battery for personal computer is included for the purpose of illustrating environment and forms no part of the claimed design.

1 Claim, 4 Drawing Sheets

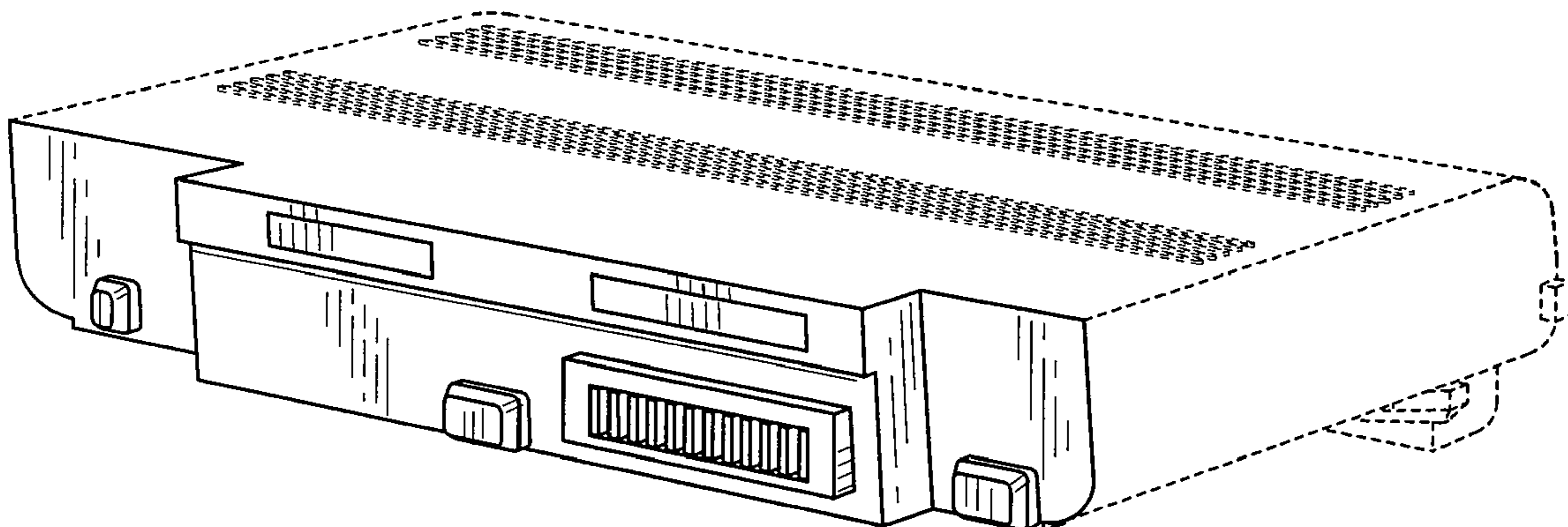


FIG.1

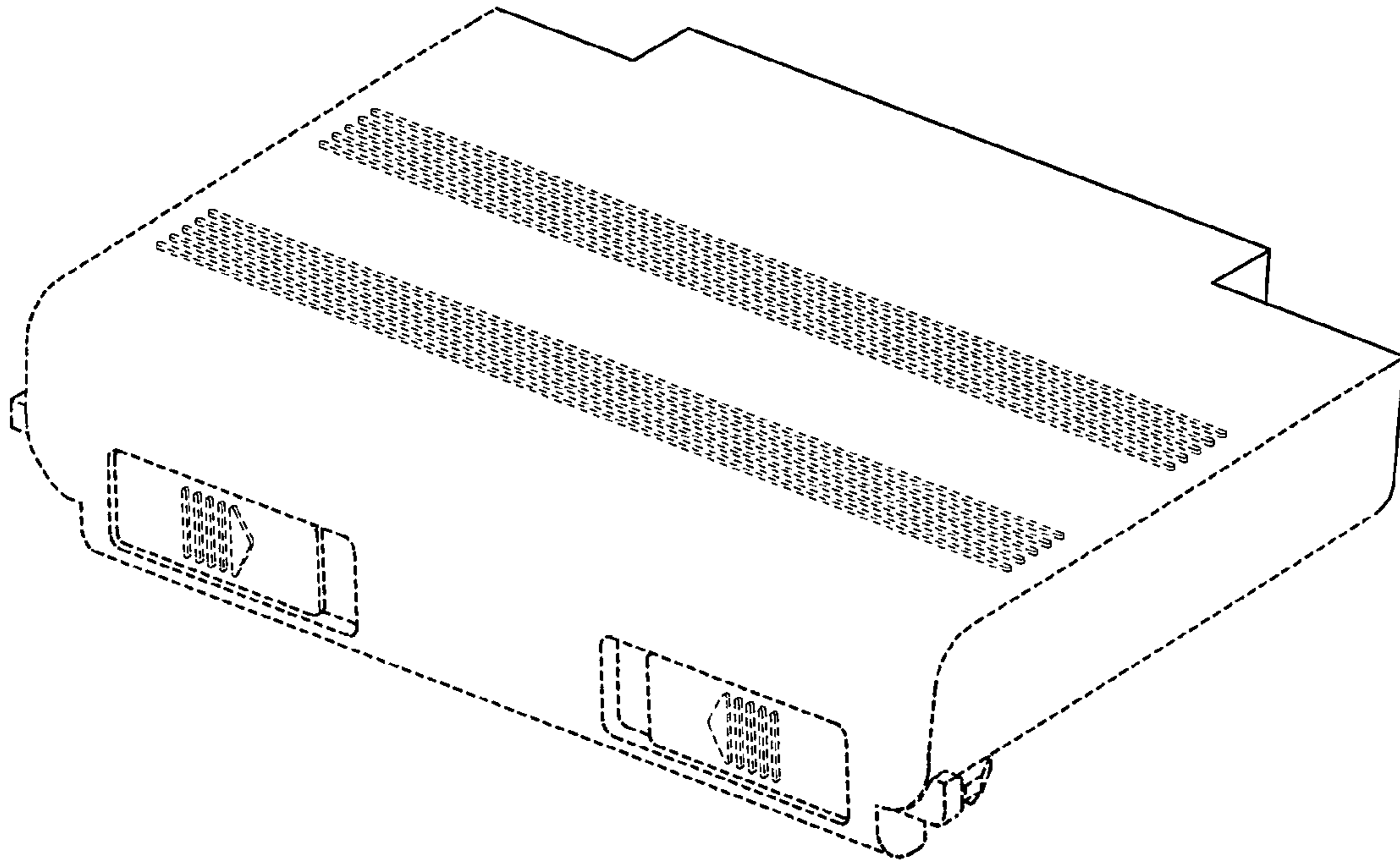


FIG.2

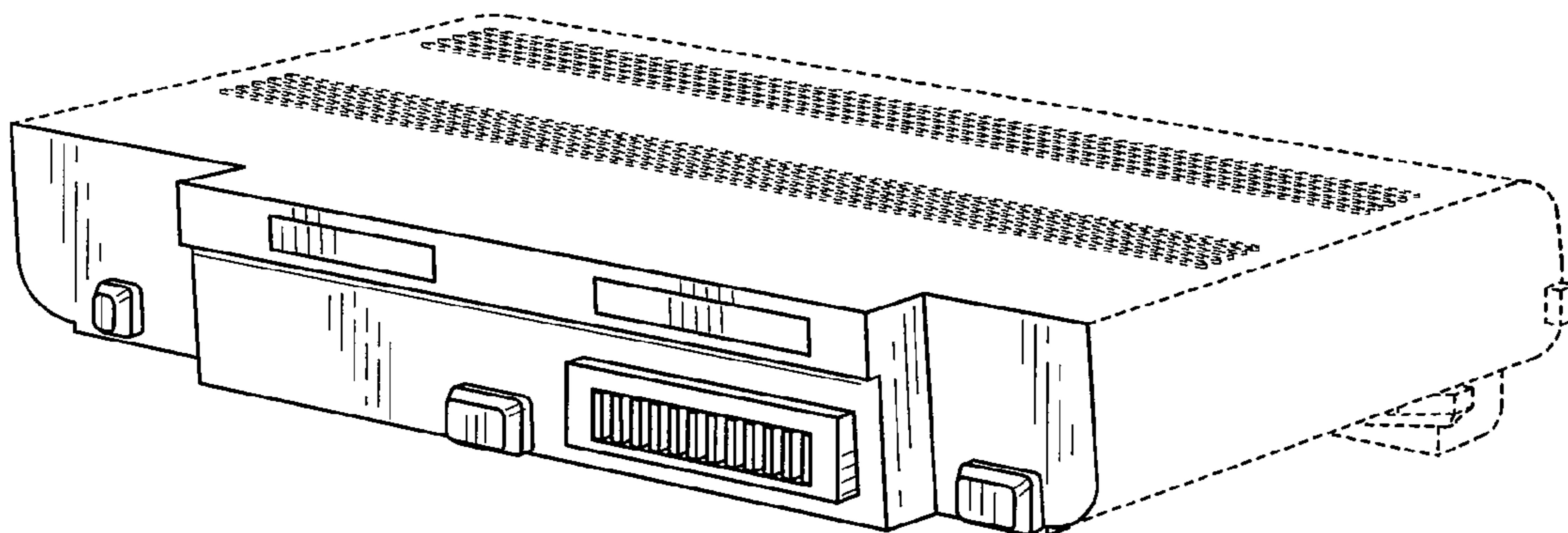


FIG.3




FIG.4

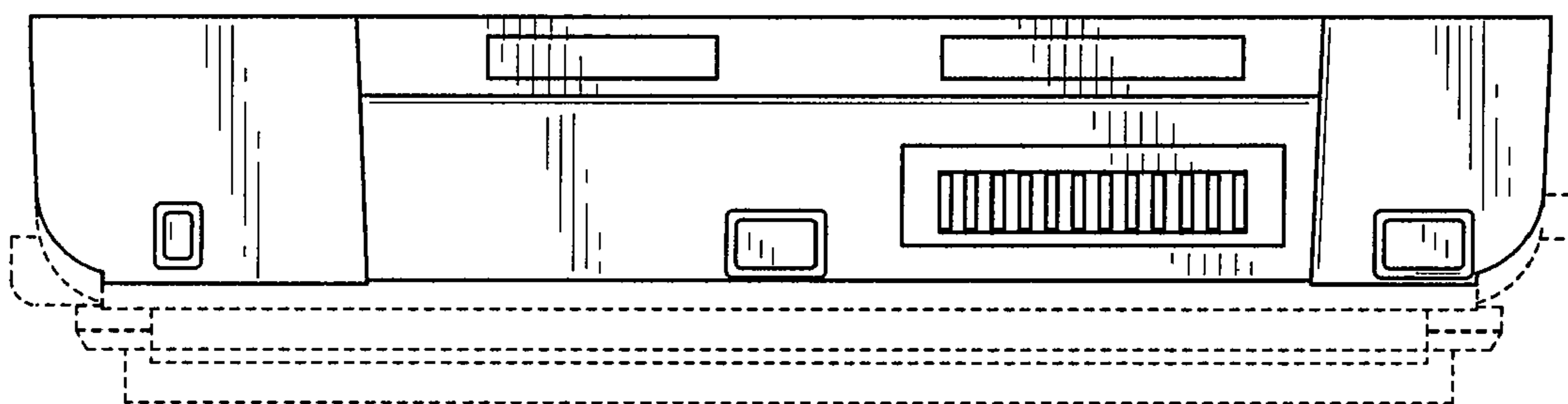


FIG.5

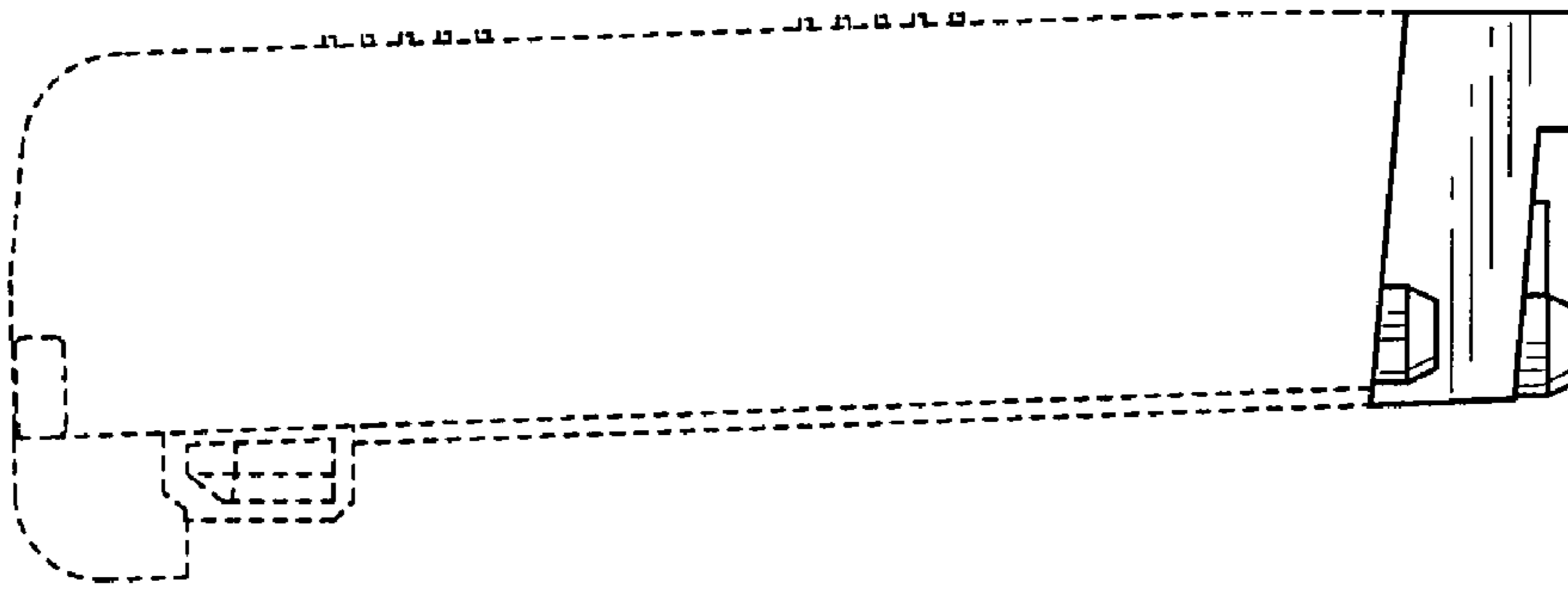


FIG.6

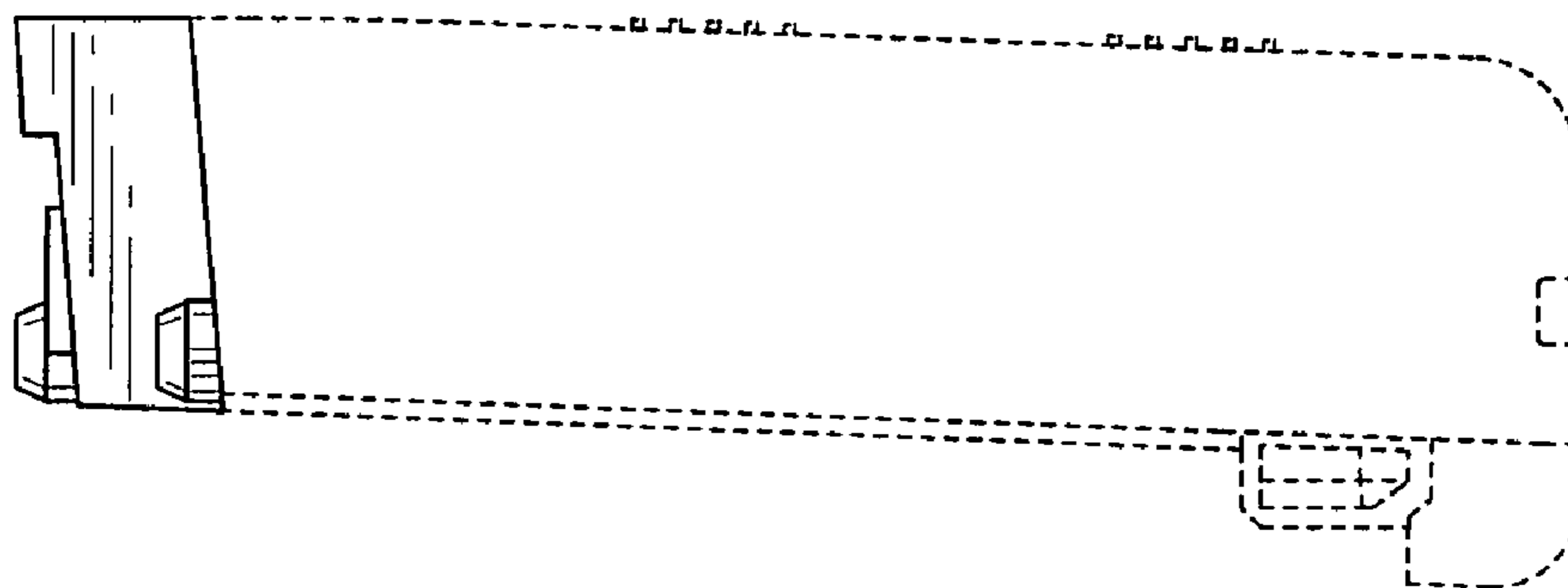


FIG.7

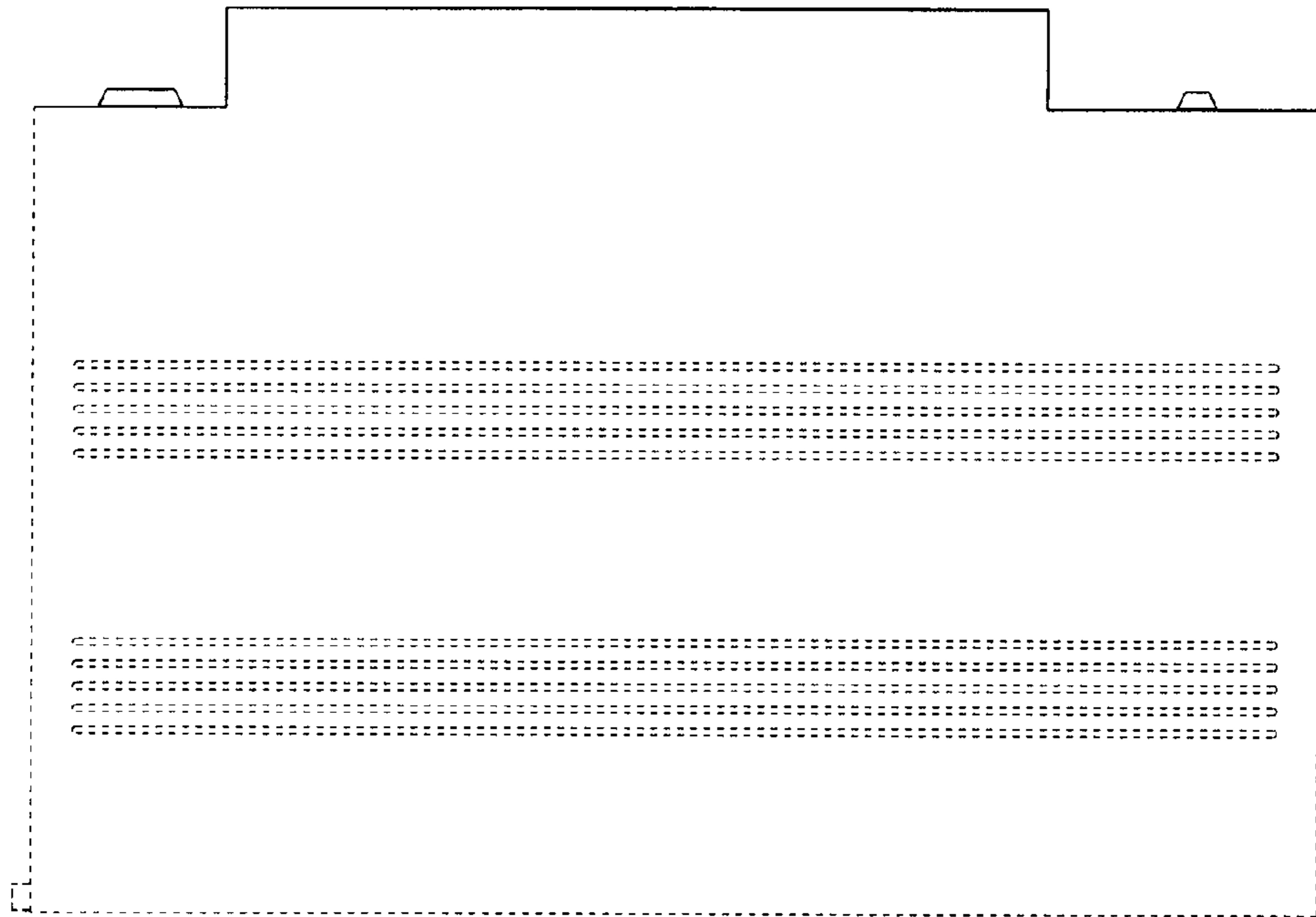


FIG.8

